

Ghana, United Kingdom, The Netherlands

BEAUCHEMIN Cris, INED

**Migrations between Africa and
Europe - MAFE Ghana (2009-2010)**

Study Documentation

April 18, 2014

Metadata Production

Metadata Producer(s)	MORISSET Amandine , Service des enquêtes et des sondages, INED
Version	Version 1.0
Identification	IE0216C

Table of Contents

Overview.....	4
Scope & Coverage.....	4
Producers & Sponsors.....	5
Sampling.....	6
Data Collection.....	8
Data Processing & Appraisal.....	10
Accessibility.....	11
Files Description.....	12
gh_qm_household.....	12
gh_qm_indiv.....	12
gh_qb_general.....	13
gh_qb_union.....	14
gh_qb_children.....	15
gh_qb_house.....	16
gh_qb_activity.....	17
gh_qb_assets.....	18
gh_qb_mig_attempts.....	19
gh_qb_migration.....	20
gh_qb_return.....	20
gh_qb_network.....	21
gh_qb_short_return.....	22
gh_qb_short_stay.....	23
gh_qb_citizenship.....	24
gh_qb_asylum.....	25
gh_qb_residence_permit.....	26
gh_qb_work_permit.....	27
gh_qb_transfer.....	28
gh_qb_association.....	29
Variables List.....	31
gh_qm_household.....	31
gh_qm_indiv.....	40
gh_qb_general.....	47
gh_qb_union.....	55
gh_qb_children.....	56
gh_qb_house.....	58
gh_qb_activity.....	60
gh_qb_assets.....	62
gh_qb_mig_attempts.....	66
gh_qb_migration.....	68
gh_qb_return.....	76
gh_qb_network.....	79
gh_qb_short_return.....	81
gh_qb_short_stay.....	82
gh_qb_citizenship.....	83
gh_qb_asylum.....	83
gh_qb_residence_permit.....	84
gh_qb_work_permit.....	86
gh_qb_transfer.....	87
gh_qb_association.....	88
Variables Description.....	89
gh_qm_household.....	90
gh_qm_indiv.....	233
gh_qb_general.....	352
gh_qb_union.....	630

<u>gh qb children</u>	645
<u>gh qb house</u>	661
<u>gh qb activity</u>	727
<u>gh qb assets</u>	786
<u>gh qb mig attempts</u>	854
<u>gh qb migration</u>	931
<u>gh qb return</u>	1154
<u>gh qb network</u>	1243
<u>gh qb short return</u>	1298
<u>gh qb short stay</u>	1306
<u>gh qb citizenship</u>	1317
<u>gh qb asylum</u>	1327
<u>gh qb residence permit</u>	1335
<u>gh qb work permit</u>	1346
<u>gh qb transfer</u>	1356
<u>gh qb association</u>	1365

Migrations between Africa and Europe - MAFE Ghana (2009-2010) (MAFE Ghana)

Migrations entre l'Afrique et l'Europe - MAFE Ghana

Overview

Identification	IE0216C
-----------------------	---------

Abstract

The MAFE project is a major research initiative focused on migration between Sub-Saharan Africa and Europe. It brings together ten European and African research centres working on international migration.

In the early XXIth Century, international migration from Sub-Saharan Africa to Europe has generated increasing public and policy attention. The flotilla of boats bringing would-be migrants to the Canary Islands, and attempts to reach Spanish territory in Ceuta and Mellila have drawn a rapid response from Europe in the form of new policy measures. Yet the scope, nature and likely development of Sub-Saharan African migration to Europe remained poorly understood, and, as a result, European policies may be ineffective. A major cause of this lack of understanding was the absence of comprehensive data on the causes of migration and circulation between Africa and Europe.

The MAFE project aimed at overcoming this lack of understanding by collecting unique data on the characteristics and behavior of migrants from Sub-Saharan countries to Europe. The key notion underpinning the project was that migration must not only be seen as a one-way flow from Africa to Europe. The argument was that return migration, circulation and transnational practices are significant and must be understood in order to design better migration policy.

The MAFE project focused on migration flows between Europe (Belgium, France, Italy, the Netherlands, Spain and the UK) and Senegal, the Democratic Republic of Congo and Ghana, which together accounted for over a quarter of all African migration to the EU at the time of the survey. In each of these "migration systems", the survey was designed to document four key areas:

- Patterns of migration :

- *the socio-demographic characteristics of migrants,

- *the routes of migration from Africa to Europe, and

- *the patterns of return migration and circulation.

- Determinants of migration: looking at departure, but also return and circulation and taking into account the whole set of possible destinations.

- Migration and Development: MAFE documents some of the socio-economic changes driven by international migration, looking as often as possible at both ends of the Afro-European migration system, at the individual level.

- Migrations and Families: the data collected by the MAFE project can be used to study all sorts of interactions between family formation and international migration. Although the survey was primarily designed to study international migration, it can also be used to study other phenomena, especially in Africa: domestic mobility, labor market participation, family formation, etc.

Comparable data was collected in both 3 sending and 6 destination countries, i.e. in sub-Saharan Africa and in Europe. The data are longitudinal - including retrospective migration, education, work and family histories for individuals - and multi-level - (with data collected at the individual and household levels, in addition of macro-contextual data).

Please consult the official MAFE website for further details : <http://www.mafeproject.com/>

Unit of Analysis	Household Individual
-------------------------	-------------------------

Scope & Coverage

Keywords	International migration (Migration internationale), Africa (Afrique), Europe (Europe), Geographical mobility (Mobilité géographique), France (France), United Kingdom (Grande-Bretagne), The Netherlands (Pays-Bas), Ghana (Ghana)
-----------------	--

Time Period(s)	2009-2010
-----------------------	-----------

Countries	Ghana, United Kingdom, The Netherlands
Geographic Coverage	<p>Six European countries and three African countries participated in the MAFE surveys. Data collection was carried out in both sending countries in Africa and destination countries in Europe, in order to constitute transnational samples.</p> <p>For MAFE Ghana, data was collected in Ghana (African part), and the Netherlands and United Kingdom (European part).</p>
Universe	<p>GHANA</p> <p>Household: Households selected randomly from the updated list of households in the selected primary sampling units. Three strata were distinguished: households with return migrants, with migrants abroad, and without migrants.</p> <p>Individual: People aged 25-75, born in Ghana. This lower age limit was set in order to obtain informative life histories. By not including respondents younger than 25, the resources were used more effectively. The place of birth criterion was used to exclude people who were born out of their country of origin in order to exclude second generation migrants in Europe and to increase the homogeneity of sample.</p> <p>All the return migrants and partners of migrants, and one randomly selected other eligible person. Return migrants were eligible if their first departure was above at 18 or over.</p> <p>EUROPE</p> <p>In all the European countries, the surveys were conducted among males and females who were aged 25 and over at the time of the surveys, and who were 18 or over when they had left Africa for the first time for at least one year. Migrants from only Ghana were interviewed.</p>

Producers & Sponsors	
Primary Investigator(s)	BEAUCHEMIN Cris, INED
Other Producer(s)	Institut National d'Etudes Démographiques (INED) , France University of Ghana (UG) , Ghana Maastricht University (U. Maastricht) , Netherlands University of Sussex (U. Sussex) , United Kingdom
Funding Agency/ies	European Community's Seventh Framework Programme
Other Acknowledgment(s)	ADDOQUAYE TAGOE Cynthia , CMS AMETEPE Fofo , INED AWUMBILA Mariama , CMS BINAISA Nalu , U. Sussex BLACK Richard , Project coordinator , U. Sussex BRINGE Arnaud , INED CAARLS Kim , U. Maastricht CASTALDO Adriana , U. Sussex DAURELE Catherine , Coordination assistant , INED FREMPONG Faustina , CMS GARBIN David , U. Sussex GENT Saskia , U. Sussex KABBANJI Lama , INED LAURENT Raphaël , INED LEJBOWICZ Tania , INED LESSAULT David , INED MANUH Takyiwaa , CMS MAZZUCATO Valentina , Project coordinator , U. Maastricht MEZGER Cora , INED NAPPA Jocelyn , INED QUAGLIA Martine , INED QUARTEY Peter , Project coordinator , CMS

RAZAFINDRATSIMA Nicolas , INED
 SCHANS Djamila , U. Maastricht
 SWARD Jon , U. Sussex
 THEVENIN Marc , INED
 TOMA Sorana , INED
 VICKSTROM Erik , INED
 VIVIER Géraldine , INED

Sampling

Sampling Procedure

GHANA

A three-stage stratified random sample was used. At the first stage, primary sampling units (census district) were selected randomly with varying probabilities. At the second stage, households were selected randomly in each of the selected primary sampling units (PSUs). At the third stage, individuals were selected within the households.

a) Selection of primary sampling units (first stage)

For Ghana, the target areas were the cities of Accra and Kumasi. In each of the cities, a sampling frame of primary sampling units was prepared. In Senegal and Ghana, recent censuses were available and served as sampling frames at the first stage. At the first stage, census enumeration areas were randomly selected. In Ghana, 80 enumeration areas were selected with a probability proportional to size. As no information was available for stratifying, the sample was not stratified in the first stage in Ghana.

b) Selection of households (second stage)

A listing operation was carried out in each of the selected survey sites to prepare the sampling frame of households. The listing consisted in enumerating all the households in the selected sites, and in identifying whether these households included migrants or not. In DR Congo and Ghana, three categories of households were distinguished (households with return migrants, with migrants abroad, and without migrants). 8 households were selected in each of the 3 strata (if less than 8 households were available in one or several strata, the remaining households were selected in the other stratum). The sampling rate was higher in strata of households with migrants, in order to get a sufficient sample of such households.

c) Selection of individuals (third stage)

In each of the selected households, one or several respondents were selected among the eligible people (people aged between 25 and 75, and born in the origin country). In DR Congo and Ghana, all the return migrants and partners of migrants currently abroad were selected. In addition, one other eligible member was randomly selected. A special tool had been designed so that the interviewers could randomly select the people during the fieldwork.

Two types of questionnaires were used in the departure countries: the household questionnaire and the individual life history questionnaire.

- The first questionnaire was used among a representative sample of households in the target region.
- The second questionnaire was used among a sample of individuals in the selected households, targeting both return migrants and non-migrants. The household questionnaire was thus used as the sampling frame for the selection of individual respondents.

EUROPE

The objective of the survey was to obtain a sample 'as representative as possible' of the African populations (Congolese, Ghanaian, Senegalese) in the destination countries (150 individuals per origin and destination country). The way the sample was constituted may vary across countries, but some common principles were respected:

- The composition of the sample should be as close as possible to the population of (Congolese, Ghanaian, Senegalese) migrants in the country in terms of gender, geographic distribution, age, socio-economic category or occupation.

- One exception: the sample should be gender balanced. Males and females should be equally represented in order to allow gender analyses.
- Samples in origin and destination may be linked, but migrants with weak or no relationships at origin should not be excluded from the sample.
- Both documented and undocumented migrants should be represented in the sample.

As no suitable frame was available to select randomly individual respondents in five of the six European countries (Spain being the exception), it was decided to use quota sampling. In all the countries, the quotas were set by age and gender at least. In the UK, the place of residence was also used in the quotas.

In the Netherlands, sub-regions concentrating the majority of migrants were selected. In the United Kingdom, the surveys were concentrated in the London area and in the places where Ghanaian migrants were living.

Randomness was also included in the samples in different ways. For instance, in Belgium, a random sample of places was selected according to the number of people of Congolese origin living in these places. Respondents were selected in these places. The combination of different recruitment methods also ensured that different types of persons had a non zero probability of being included in the sample. For instance, some respondents were recruited in public spaces (street, metro station, hairdresser...), others were randomly selected from list of volunteers identified in churches...

The Netherlands

- Target areas: 3 cities (in 3 different provinces): Amsterdam, The Hague and Almere
- Sample size: 272
- Quotas: By age, gender
- Recruitment methods: Public spaces, churches, snowballing, interviewers' contacts

United Kingdom

- Target areas: Whole country
- Sample size: 149
- Quotas: By age, gender and place of residence
- Recruitment methods: Public spaces, churches, snowballing, interviewers' contacts

Response Rate

GHANA

For the household questionnaire, 1920 households were selected (1440 in Accra and 480 in Kumasi), only 1246 were successfully interviewed, including:

- Non-migrant household: 449
- Household with at least 1 returnee: 346
- Household with at least 1 current migrant: 675
- Household with returnee(s) and current migrant(s): 224

This represents a response rate of 64.9%.

For the biographic questionnaire, 1 490 individuals were selected, only 1 243 were interviewed, including:

- Returnees: 319
- Partners left behind: 84
- Other non-migrants: 840

This represents a response rate of 83.4%.

The overall response rate in Ghana is 54.1%.

EUROPE

417 Ghanaian migrants were successfully interviewed: 279 in the Netherlands and 138 in the United Kingdom.

Weighting

GHANA

The computation of sampling weights relies on computing sampling probabilities at each stage. The product of sampling probabilities at each stage gives the overall sampling probability. Taking the inverse of the sampling probability gives the

inflation factor. These factors are adjusted (trimming, adjusting for population size). They are normalized, so that their sum is equal to the sample size.

EUROPE

In the European countries, similar sample sizes were selected for males and females, resulting in an overrepresentation or underrepresentation in the MAFE samples. Similarly, older people were usually oversampled. For these reasons, post-stratification weights are computed to give each observation its proper weight and to match the samples as closely as possible to selected population characteristics.

In the MAFE data, all survey weights have been rescaled (normalized) so that the sum of weights corresponds to the sample sizes of households and individuals respectively while the mean of the weight variables equals one.

For further details about weights, please read the MAFE methodological note 6 entitled "Sampling and Computation Weights in the MAFE Surveys" (see related materials).

Data Collection	
Data Collection Dates	<p>Ghana pilot survey: start 2009-05 Ghana pilot survey: end 2009-05 Ghana (Accra & Kumasi) survey: start 2009-07 Ghana (Accra & Kumasi) survey: end 2010-01 United Kingdom survey: start 2009-06 United Kingdom survey: end 2009-11 Netherlands survey - 1st phase: start 2009-04 Netherlands survey - 1st phase: end 2009-07 Netherlands survey - 2nd phase: start 2009-11 Netherlands survey - 2nd phase: end 2010-04</p>
Data Collection Mode	<p>The general strategy was the following one:</p> <ol style="list-style-type: none"> 1. A household survey was conducted among a sample of households in the capital cities in Africa (household questionnaire in origin countries); 2. A life history survey among a sample of individual respondents was conducted in the departure countries (non migrants, return migrants and spouses of migrants). The individual respondents were selected from the households in the origin countries (individual questionnaire in origin countries); 3. A life history survey was carried out among migrants in destination countries (individual questionnaire in destination countries). <p>All the surveys were done using paper questionnaires through face-to-face interviews.</p> <p>GHANA</p> <p>In Ghana, both household and individual surveys were carried out at the same time. It necessitated drawing individuals within the households through the Kish selection method.</p> <p>The average duration of interviews for the household questionnaire was about 45 minutes-1 hour in Senegal, and a little shorter in DR Congo and Ghana. The average duration of the biographic questionnaire was also around 45 minutes, but it varied greatly depending on the age and migration status of the respondents.</p> <p>EUROPE</p> <p>In Europe, the moment for data collection depended on the selection method. In MAFE Senegal, the fieldwork could start only after completion of the household survey. As a consequence, the fieldwork for the biographic questionnaires was done almost at the same time in all countries.</p> <p>The work of the interviewers included three stages:</p> <ul style="list-style-type: none"> o The interviewers first had to set up an appointment with respondents by using the phone contacts or another source of recruitment (except in cases persons were directly available). Interviewers needed to confirm the appointment. The choice of the place and time of the interview were left to the respondents. o The interview was then done. The average duration of interviews was between 1 and 1.5 hours. <p>In most cases, interviews were carried out at the house of the respondents, but it also took places in</p>

various places (pubs, street, office...). The interviews were done during weekdays or week-ends, at various times.

o Finally interviewers were asked to read quickly the completed questionnaire as soon as possible after the interview, in order to detect any missing parts or inconsistencies, and correct them on the spot. Approximately one additional hour was necessary for this. In Belgium, the Netherlands and the UK, interviewers also had to transcribe the information from the ageven grid to the questionnaire directly after the interview (this was done by the editors in the other countries).

In all the countries, the respondents were offered a small gift at the end of the interview. In most countries, this was a calling card. In the UK, money was given to the respondents and in Belgium, respondents were given the choice between a calling card and a voucher in a supermarket. The value of the gift varied between 5 € (Italy) and £15 (UK). In all the countries, the gift was very much appreciated. Although the gift was offered after the interview, some participants knew in advance they would receive it. For instance, a few surveys were conducted in a center for asylum seekers in Belgium, and the information about the gift quickly spread among the Congolese migrants. Recruitment by snowballing also meant that respondents were sometimes aware they would receive a gift. Although this may have facilitated the recruitments of some persons, it may have affected negatively the composition of the sample.

Data Collection Notes

The MAFE surveys collect information on potentially vulnerable populations (undocumented migrants) and on sensitive subjects (remittances, legal status...). In order to facilitate the fieldwork and increase the quality of the data, it was important to carefully inform the people who were to be interviewed.

The legal pre-requisites changed according to the country. In France (only), a legal authorization had to be obtained before starting the fieldwork. The CNIL (Commission nationale informatique et libertés) was concerned by the way the contacts were going to be obtained in Senegal and, most of all, by the sensitivity of certain variables contained in the questionnaires (ethnic group, religion). We obtained the authorization to ask these questions, but in order to keep them in our files, we had to ask to the interviewees to sign a written informed consent.

According to legal prescriptions, in all European countries, a letter was designed to explain their rights to the interviewees.

In most countries, a leaflet was designed and used to sensitize respondents and authorities about the MAFE project.

In advance of the survey, several communication actions have been undertaken:

- In Africa, inform neighbourhood heads / municipalities of survey by an official letter or by a visit
- Use local radio / migrants radio and chat show to present the survey
- Inform an organisation of migrants who can support the survey
- Visit the key places of the community (churches...)

Because of the complexity of the questionnaires, only interviewers with a good experience in complex surveys were recruited.

In African countries, it was highly recommended to hire the same interviewers to conduct both household surveys and individual surveys. This approach proved to be very efficient in all the surveys.

In Europe, interviewers had to be able both to recruit the migrants and to fill correctly the questionnaire. As a general rule, it was preferable to have a relatively small number of well-trained interviewers than a large number of interviewers.

Overall, around 20 to 25 interviewers and supervisors were involved in data collection in each country.

The number of the interviewers per survey varied between 8 (survey among Ghanaians in the UK) and 17 (Netherlands). In all the countries, both male and females interviewers were hired; most of them had higher education and some experience with data collection. In some countries (e.g. France), some of them were professional interviewers. The selected interviewers were not necessarily from the same country as the respondents, but most of them also had foreign origins.

For instance, 7 of the 12 interviewers in Belgium were of foreign origin, 5 of them from DR Congo. In the Netherlands, most interviewers were from Ghanaian origin. The fact that many of the interviewers were themselves of foreign origin seemed to have positively influenced the willingness of interviewees to participate in the survey.

Directly after being filled, questionnaires were checked by the interviewers and supervisors. They were then sent to a small team of editors for an in-depth reading. The editors consisted of 9 people in Senegal, 6 in Ghana and 5 in DR Congo. The team had followed the same training as the interviewers, and also received a specific training for editing the questionnaires. Data entry was performed using MS Access programs prepared by INED.

Questionnaires

The MAFE surveys rely on two different questionnaires: household and biographic. The questionnaires are almost entirely identical from one country to another. The few differences consist in:

- Cultural variables (religion, ethnic groups, matrimonial status etc.)
- New questions introduced on fostered children in the MAFE DR Congo and MAFE Ghana biographic questionnaires (Module on Children)
- The order of the questions relating to migration in the household questionnaire (Module A)

The Household Questionnaire:

- Used only in African countries
- Answered by a unique respondent who is usually the household head
- Contains information on the members of the household (age, sex, education...) and also on people who live outside the household and who are related to it (head's children, partners living abroad, other relatives of the head or his/her spouse who live abroad and with whom the household has been in touch within the last 12 months). In addition, it contains specific modules on short migration histories, on relationships between each migrant and the household, and on housing conditions and owned assets.
- Topics: socio-demographic variables of each individual, short migration histories, remittances, household assets, housing history
- Available in French (MAFE-Senegal, MAFE-DR Congo) and English (MAFE-Ghana)

The Biographic Questionnaire:

- Used in all African and European countries
- Answered by the migrant him/herself
- Contains life histories of all the surveyed individuals, whatever their migratory status at the time of the survey (non-migrant, return migrant, current migrant). The questionnaire contains retrospective information on the following topics: dwelling, family, work, international migration of the interviewee (including attempts to migrate, return trips to the country of origin, transit migration and legal status in foreign countries), migration history of the migrant's relatives (list of their stays abroad, including dates and country names), goods and assets, and remittances and contributions to associations in the country of origin.
- A grid was used, jointly to the questionnaire, to help the interviewee to recall important dates of his/her history
- Topics: family formation, education and employment, housing, migration, investments (housing, business, community amenities or infrastructure)...
- Available in French (MAFE-Senegal, MAFE-DR Congo), English (MAFE-Ghana), Italian and Spanish (MAFE-Senegal)

Data Collector(s)	Institut National d'Etudes Démographiques (INED) , France Centre for Migration Studies of the University of Ghana (CMS) , Ghana The Department of Technology and Society Studies of the University of Maastricht (TSS) , The Netherlands Sussex Centre for Migration Research of the University of Sussex (SCMR) , United Kingdom
--------------------------	--

Data Processing & Appraisal

Other Forms of Data Appraisal

A methodological note entitled "Sampling international migrants with origin-based snowballing method: New evidence on biases and limitations", written by Cris Beauchemin and Amparo González-Ferrer, can be found in the study's related materials, as well as another methodological note in french "Biais de non-réponse dans l'enquête Migrations entre l'Afrique et l'Europe (MAFE-Sénégal)" written by Nicolas Razafindratsima, Stéphane Legleye and Cris Beauchemin.

Accessibility

Distributor(s)	Institut National d'Etudes Démographiques
-----------------------	---

Citation Requirements

Every user of the MAFE data must cite this paragraph in its publications:

English version : "The MAFE project is coordinated by INED (C. Beauchemin) and is formed, additionally by the Université catholique de Louvain (B. Schoumaker), Maastricht University (V. Mazzucato), the Université Cheikh Anta Diop (P. Sakho), the Université de Kinshasa (J. Mangalu), the University of Ghana (P. Quartey), the Universitat Pompeu Fabra (P. Baizan), the Consejo Superior de Investigaciones Científicas (A. González-Ferrer), the Forum Internazionale ed Europeo di Ricerche sull'Immigrazione (E. Castagnone), and the University of Sussex (R. Black). The MAFE project received funding from the European Community's Seventh Framework Programme under grant agreement 217206. The MAFE-Senegal survey was conducted with the financial support of INED, the Agence Nationale de la Recherche (France), the Région Ile de France and the FSP programme 'International Migrations, territorial reorganizations and development of the countries of the South'. For more details, see: <http://www.mafeproject.com/>"

French version : "Le projet MAFE est coordonné par l'INED (C. Beauchemin), en partenariat avec l'Université catholique de Louvain (B. Schoumaker), la Maastricht University (V. Mazzucato), l'Université Cheikh Anta Diop (P. Sakho), l'Université de Kinshasa (J. Mangalu), l'University of Ghana (P. Quartey), l'Universitat Pompeu Fabra (P. Baizan), le Consejo Superior de Investigaciones Científicas (A. González -Ferrer), le Forum Internazionale ed Europeo di Ricerche sull'Immigrazione (E. Castagnone), et l'University of Sussex (R. Black). Le projet MAFE a reçu un financement du Septième Programme-Cadre de la Communauté européenne (subvention 217206). L'enquête MAFE-Sénégal a été réalisée grâce au soutien financier de l'INED, de l'Agence Nationale de la Recherche, de la région Ile de France, et du programme FSP 'Migrations internationales, recompositions territoriales et développement dans les pays du Sud'. Pour plus d'information, voir : <http://www.mafeproject.com/>"

In addition, to refer to the survey design, the following documents can also be referred to:

Beauchemin, C. (2012). Migrations between Africa and Europe: Rationale for a Survey Design. MAFE Methodological Note 5. Paris, Ined: 45.

Schoumaker, B., C. Mezger, N. Razafindratsima and A. Bringé (2013). Sampling and Computation Weights in the MAFE Surveys. MAFE Methodological Note 6: 73.

These MAFE methodological notes are available at: http://mafeproject.site.ined.fr/en/methodo/methodological_notes/

Files Description

Dataset contains 20 file(s)

gh_qm_household	
# Cases	1246
# Variable(s)	193
File Structure	Type: relational Key(s): n_menage (Household number) , n_indiv (Individual number in the HH (HH head))
File Content One line per HH, i.e. a total of 1246 HH in Ghana The dataset contains information on: - HH characteristics (computed variables from modules A & B); - HH head characteristics (all variables from module A, including the computed variables created for the dataset "qm_indiv"). Variables names: hh_a1 to hh_a21; - Housing and assets of the HH head (module E); - Information on the conduct of the interview (module O).	
Missing Data Due to the files conversion, all "Refuse to answer", "No answer" and "Don't know" values appear here in missing frequencies.	
Notes All "Yes" / "No" answers have been recoded, in order to facilitate analyses. In the questionnaire code, "No" was 2. It is now 0 in the dataset code. In both cases "Yes" is 1. The multiple answers variables are those where respondents could give more than one answer. To have a better view of these answers and to make the analysis easier, these variables are dichotomised in the datasets: for each possible modality a dichotomous variable was created (0 = No ; 1 = Yes). The variable weight_hdd represents normalized weights to be used in the analyses related to the household data, whatever the file used.	

gh_qm_indiv	
# Cases	7135
# Variable(s)	151
File Structure	Type: relational Key(s): n_menage (Household number) , n_indiv (Individual number in the HH)
File Content One line per declared individual in the HH questionnaire, i.e. a total of 7135 individuals in Ghana Observations in this data file correspond to: - Individuals living in the household at the time of the survey (A4=1) - Individuals living outside the household (A4=2) included in the roster if they enter into one of the following categories: */ children of the HH head who no longer live with her/him, whatever her/his place of residence; */ partners of household members who live outside Ghana; */ parents of household members who live outside Ghana; */ other people living outside Ghana and who had regular contact with the household during the 12 months before the survey. WARNING! Don't forget that only part of the people listed in the household questionnaires, i.e. in "qm_indiv" are actual members of the households. Furthermore, keep in mind that some individuals, in this dataset, never lived in Congo, Ghana or Senegal. For example:	

- Descendants of migrants, born in the destination country of their parents. Ex: the HH head is a grandfather whose son has immigrated to France, where he had children. These children can be mentioned by the grandfather in the third category "other persons living outside Senegal but who have kept regular contact with the HH during the 12 months before the survey", even if they have never lived in Senegal.
- Relatives of immigrants in Congo, Ghana or Senegal. Ex: the HH head is an immigrant woman from Angola. She has left behind (in her home country) her husband and children. Even if they have never lived in Congo, she mentioned them in the HH questionnaire because they are in the third category.

The dataset contains all variables of the questionnaire and some additional computed variables.

Missing Data

Due to the files conversion, all "Refuse to answer", "No answer" and "Don't know" values appear here in missing frequencies.

Notes

All "Yes" / "No" answers have been recoded, in order to facilitate analyses. In the questionnaire code, "No" was 2. It is now 0 in the dataset code. In both cases "Yes" is 1.

The multiple answers variables are those where respondents could give more than one answer. To have a better view of these answers and to make the analysis easier, these variables are dichotomised in the datasets: for each possible modality a dichotomous variable was created (0 = No ; 1 = Yes).

The variable weight_hdd represents normalized weights to be used in the analyses related to the household data, whatever the file used.

gh_qb_general

# Cases	1666
# Variable(s)	153

File Content

!! One line per interviewee !!

This dataset contains variables that do not vary over time, i.e. answers to the introductory module of the questionnaire and to variables from the inter-modules of the questionnaire, plus some computed variables.

As for variables statu_mig, migr_cur, migr_ret, migr_cjt and migr_no: a same individual can be coded 1 in several of the migratory status variables; e.g. a same individual can be both returnee and a partner of a migrant at the time of the survey. NB: these variables may show results different from the stratification variable (strata_ind), which content was determined by answers given by proxy respondents in the household surveys. These variables (migr_*, presented in this table) are computed using the information obtained in the biographic surveys.

All MAFE's biographic files include the same 18 variables listed below:

- ident
- id_country
- n_menage
- n_indiv
- num_dr
- strata_area
- strata_hh
- strata_ind
- q1
- q1a
- age_survey
- q18
- flag_age
- flag_arrival
- flag_visitor (exception: only available for MAFE Senegal)
- weight_eur

- weight_all
- weight_etry

Missing Data

Due to the files conversion, all "Refuse to answer", "No answer" and "Don't know" values appear here in missing frequencies.

Notes

All "Yes" / "No" answers have been recoded, in order to facilitate analyses. In the questionnaire code, "No" was 2. It is now 0 in the dataset code. In both cases "Yes" is 1.

The multiple answers variables are those where respondents could give more than one answer. To have a better view of these answers and to make the analysis easier, these variables are dichotomised in the datasets: for each possible modality a dichotomous variable was created (0 = No ; 1 = Yes).

There are three different weight variables in the data files of the MAFE individual surveys. They were computed at three different levels:

- weight_etry is the variable to use when working on a single country (for example, the Senegalese population sampled only in Senegal, or in any single European country).

- weight_eur is the variable to use when working on the European countries pooled together (for example, the Senegalese population sampled in France, Italy and Spain). It should not be used if the analyses include individuals surveyed in Africa.

- weight_all is the variable to use when working on all countries of the MAFE survey (for example, Senegalese population from Senegalese, French, Italian and Spanish samples).

For details on weight computation, see Schoumaker et al. (2013), a document that also provides information on when and how to use weights with the MAFE data (Methodological note 6 - see related materials).

gh_qb_union

# Cases	2598
# Variable(s)	32

File Content

!! One line per union for the interviewees which declared at least one union, in addition of one line per individual who had no partnership !!

This dataset contains all the answers to the module Union.

All MAFE's biographic files include the same 18 variables listed below:

- ident
- id_country
- n_menage
- n_indiv
- num_dr
- strata_area
- strata_hh
- strata_ind
- q1
- q1a
- age_survey
- q18
- flag_age
- flag_arrival
- flag_visitor (exception: only available for MAFE Senegal)
- weight_eur
- weight_all
- weight_etry

Missing Data

Due to the files conversion, all "Refuse to answer", "No answer" and "Don't know" values appear here in missing frequencies.

Notes

All "Yes" / "No" answers have been recoded, in order to facilitate analyses. In the questionnaire code, "No" was 2. It is now 0 in the dataset code. In both cases "Yes" is 1.

The multiple answers variables are those where respondents could give more than one answer. To have a better view of these answers and to make the analysis easier, these variables are dichotomised in the datasets: for each possible modality a dichotomous variable was created (0 = No ; 1 = Yes).

There are three different weight variables in the data files of the MAFE individual surveys. They were computed at three different levels:

- weight_etry is the variable to use when working on a single country (for example, the Senegalese population sampled only in Senegal, or in any single European country).
- weight_eur is the variable to use when working on the European countries pooled together (for example, the Senegalese population sampled in France, Italy and Spain). It should not be used if the analyses include individuals surveyed in Africa.
- weight_all is the variable to use when working on all countries of the MAFE survey (for example, Senegalese population from Senegalese, French, Italian and Spanish samples).

For details on weight computation, see Schoumaker et al. (2013), a document that also provides information on when and how to use weights with the MAFE data (Methodological note 6 - see related materials).

gh_qb_children

# Cases	4375
# Variable(s)	32

File Content

!! One line per child for the interviewees who declared at least one child, in addition of one line per individual who had no child !!

This dataset contains all the answers to the module Children.

All MAFE's biographic files include the same 18 variables listed below:

- ident
- id_country
- n_menage
- n_indiv
- num_dr
- strata_area
- strata_hh
- strata_ind
- q1
- q1a
- age_survey
- q18
- flag_age
- flag_arrival
- flag_visitor (exception: only available for MAFE Senegal)
- weight_eur
- weight_all
- weight_etry

Missing Data

Due to the files conversion, all "Refuse to answer", "No answer" and "Don't know" values appear here in missing frequencies.

Notes

All "Yes" / "No" answers have been recoded, in order to facilitate analyses. In the questionnaire code, "No" was 2. It is now 0 in the dataset code. In both cases "Yes" is 1.

The multiple answers variables are those where respondents could give more than one answer. To have a better view of these answers and to make the analysis easier, these variables are dichotomised in the datasets: for each possible modality a dichotomous variable was created (0 = No ; 1 = Yes).

There are three different weight variables in the data files of the MAFE individual surveys. They were computed at three different levels:

- weight_etry is the variable to use when working on a single country (for example, the Senegalese population sampled only in Senegal, or in any single European country).
- weight_eur is the variable to use when working on the European countries pooled together (for example, the Senegalese population sampled in France, Italy and Spain). It should not be used if the analyses include individuals surveyed in Africa.
- weight_all is the variable to use when working on all countries of the MAFE survey (for example, Senegalese population from Senegalese, French, Italian and Spanish samples).

For details on weight computation, see Schoumaker et al. (2013), a document that also provides information on when and how to use weights with the MAFE data (Methodological note 6 - see related materials).

gh_qb_house

# Cases	7784
# Variable(s)	49

File Content

!! One line per house for all the interviewees (everybody had to declare at least one house) !!

This dataset contains:

- all the answers to the module Housing.
- a series of dichotomous variables created from the question q307.

All MAFE's biographic files include the same 18 variables listed below:

- ident
- id_country
- n_menage
- n_indiv
- num_dr
- strata_area
- strata_hh
- strata_ind
- q1
- q1a
- age_survey
- q18
- flag_age
- flag_arrival
- flag_visitor (exception: only available for MAFE Senegal)
- weight_eur
- weight_all
- weight_etry

Missing Data

Due to the files conversion, all "Refuse to answer", "No answer" and "Don't know" values appear here in missing frequencies.

Notes

All "Yes" / "No" answers have been recoded, in order to facilitate analyses. In the questionnaire code, "No" was 2. It is now 0 in the dataset code. In both cases "Yes" is 1.

The multiple answers variables are those where respondents could give more than one answer. To have a better view of these answers and to make the analysis easier, these variables are dichotomised in the datasets: for each possible modality a dichotomous variable was created (0 = No ; 1 = Yes).

There are three different weight variables in the data files of the MAFE individual surveys. They were computed at three different levels:

- weight_etry is the variable to use when working on a single country (for example, the Senegalese population sampled only in Senegal, or in any single European country).
- weight_eur is the variable to use when working on the European countries pooled together (for example, the Senegalese population sampled in France, Italy and Spain). It should not be used if the analyses include individuals surveyed in Africa.
- weight_all is the variable to use when working on all countries of the MAFE survey (for example, Senegalese population from Senegalese, French, Italian and Spanish samples).

For details on weight computation, see Schoumaker et al. (2013), a document that also provides information on when and how to use weights with the MAFE data (Methodological note 6 - see related materials).

gh_qb_activity

# Cases	8148
# Variable(s)	45

File Content

!! One line per activity for all the interviewees (everybody declares at least one activity) !!

This dataset contains:

- all the answers to the module Activity.
- a series of dichotomous variables created from the question q407.

All MAFE's biographic files include the same 18 variables listed below:

- ident
- id_country
- n_menage
- n_indiv
- num_dr
- strata_area
- strata_hh
- strata_ind
- q1
- q1a
- age_survey
- q18
- flag_age
- flag_arrival
- flag_visitor (exception: only available for MAFE Senegal)
- weight_eur
- weight_all
- weight_etry

Missing Data

Due to the files conversion, all "Refuse to answer", "No answer" and "Don't know" values appear here in missing frequencies.

Notes

All "Yes" / "No" answers have been recoded, in order to facilitate analyses. In the questionnaire code, "No" was 2. It is now 0 in the dataset code. In both cases "Yes" is 1.

The multiple answers variables are those where respondents could give more than one answer. To have a better view of these answers and to make the analysis easier, these variables are dichotomised in the datasets: for each possible modality a dichotomous variable was created (0 = No ; 1 = Yes).

There are three different weight variables in the data files of the MAFE individual surveys. They were computed at three different levels:

- weight_etry is the variable to use when working on a single country (for example, the Senegalese population sampled only in Senegal, or in any single European country).

- weight_eur is the variable to use when working on the European countries pooled together (for example, the Senegalese population sampled in France, Italy and Spain). It should not be used if the analyses include individuals surveyed in Africa.

- weight_all is the variable to use when working on all countries of the MAFE survey (for example, Senegalese population from Senegalese, French, Italian and Spanish samples).

For details on weight computation, see Schoumaker et al. (2013), a document that also provides information on when and how to use weights with the MAFE data (Methodological note 6 - see related materials).

gh_qb_assets

# Cases	2241
# Variable(s)	79

File Content

!! One line per property for each person who declares at least one property and one line per individual with no asset !!
This dataset contains:

- all the answers to the module Assets & Business.
- a series of dichotomous variables created from the questions q509, q514 and q515.

All MAFE's biographic files include the same 18 variables listed below:

- ident
- id_country
- n_menage
- n_indiv
- num_dr
- strata_area
- strata_hh
- strata_ind
- q1
- q1a
- age_survey
- q18
- flag_age
- flag_arrival
- flag_visitor (exception: only available for MAFE Senegal)
- weight_eur
- weight_all
- weight_etry

Missing Data

Due to the files conversion, all "Refuse to answer", "No answer" and "Don't know" values appear here in missing frequencies.

Notes

All "Yes" / "No" answers have been recoded, in order to facilitate analyses. In the questionnaire code, "No" was 2. It is now 0 in the dataset code. In both cases "Yes" is 1.

The multiple answers variables are those where respondents could give more than one answer. To have a better view of these answers and to make the analysis easier, these variables are dichotomised in the datasets: for each possible modality a dichotomous variable was created (0 = No ; 1 = Yes).

There are three different weight variables in the data files of the MAFE individual surveys. They were computed at three different levels:

- weight_etry is the variable to use when working on a single country (for example, the Senegalese population sampled only in Senegal, or in any single European country).
- weight_eur is the variable to use when working on the European countries pooled together (for example, the Senegalese population sampled in France, Italy and Spain). It should not be used if the analyses include individuals surveyed in Africa.
- weight_all is the variable to use when working on all countries of the MAFE survey (for example, Senegalese population from Senegalese, French, Italian and Spanish samples).

For details on weight computation, see Schoumaker et al. (2013), a document that also provides information on when and how to use weights with the MAFE data (Methodological note 6 - see related materials).

gh_qb_mig_attempts

# Cases	1707
# Variable(s)	49

File Content

!! One line per attempt for each person who declared at least one attempt and one line for the other interviewees !!

This dataset contains:

- all the answers to the module Migration Attempts.
- a series of dichotomous variables created from the question q805.

All MAFE's biographic files include the same 18 variables listed below:

- ident
- id_country
- n_menage
- n_indiv
- num_dr
- strata_area
- strata_hh
- strata_ind
- q1
- q1a
- age_survey
- q18
- flag_age
- flag_arrival
- flag_visitor (exception: only available for MAFE Senegal)
- weight_eur
- weight_all
- weight_etry

Missing Data

Due to the files conversion, all "Refuse to answer", "No answer" and "Don't know" values appear here in missing frequencies.

Notes

All "Yes" / "No" answers have been recoded, in order to facilitate analyses. In the questionnaire code, "No" was 2. It is now 0 in the dataset code. In both cases "Yes" is 1.

The multiple answers variables are those where respondents could give more than one answer. To have a better view of these answers and to make the analysis easier, these variables are dichotomised in the datasets: for each possible modality a dichotomous variable was created (0 = No ; 1 = Yes).

There are three different weight variables in the data files of the MAFE individual surveys. They were computed at three different levels:

- weight_etry is the variable to use when working on a single country (for example, the Senegalese population sampled only in Senegal, or in any single European country).
- weight_eur is the variable to use when working on the European countries pooled together (for example, the Senegalese population sampled in France, Italy and Spain). It should not be used if the analyses include individuals surveyed in Africa.
- weight_all is the variable to use when working on all countries of the MAFE survey (for example, Senegalese population from Senegalese, French, Italian and Spanish samples).

For details on weight computation, see Schoumaker et al. (2013), a document that also provides information on when and how to use weights with the MAFE data (Methodological note 6 - see related materials).

gh_qb_migration	
# Cases	1958
# Variable(s)	154
<p><u>File Content</u></p> <p>!! One line per long & short stay outside Ghana for each person who declares at least one stay and one line per individual who did no stay abroad !!</p> <p>This dataset contains:</p> <ul style="list-style-type: none"> - all the answers to the module Long & Short stay outside Ghana. - a series of dichotomous variables created from the questions q610, q614, q615, q616, q617, q619. <p>All MAFE's biographic files include the same 18 variables listed below:</p> <ul style="list-style-type: none"> - ident - id_country - n_menage - n_indiv - num_dr - strata_area - strata_hh - strata_ind - q1 - q1a - age_survey - q18 - flag_age - flag_arrival - flag_visitor (exception: only available for MAFE Senegal) - weight_eur - weight_all - weight_etry 	
<p><u>Missing Data</u></p> <p>Due to the files conversion, all "Refuse to answer", "No answer" and "Don't know" values appear here in missing frequencies.</p>	
<p><u>Notes</u></p> <p>All "Yes" / "No" answers have been recoded, in order to facilitate analyses. In the questionnaire code, "No" was 2. It is now 0 in the dataset code. In both cases "Yes" is 1.</p> <p>The multiple answers variables are those where respondents could give more than one answer. To have a better view of these answers and to make the analysis easier, these variables are dichotomised in the datasets: for each possible modality a dichotomous variable was created (0 = No ; 1 = Yes).</p> <p>There are three different weight variables in the data files of the MAFE individual surveys. They were computed at three different levels:</p> <ul style="list-style-type: none"> - weight_etry is the variable to use when working on a single country (for example, the Senegalese population sampled only in Senegal, or in any single European country). - weight_eur is the variable to use when working on the European countries pooled together (for example, the Senegalese population sampled in France, Italy and Spain). It should not be used if the analyses include individuals surveyed in Africa. - weight_all is the variable to use when working on all countries of the MAFE survey (for example, Senegalese population from Senegalese, French, Italian and Spanish samples). <p>For details on weight computation, see Schoumaker et al. (2013), a document that also provides information on when and how to use weights with the MAFE data (Methodological note 6 - see related materials).</p>	
gh_qb_return	
# Cases	1717

# Variable(s)	74
<p><u>File Content</u></p> <p>!! One line per return to Ghana for each person who declared at least one return and one line for the other interviewees !! Note: returns listed in this module are returns that lasted at least 1 year and shorter returns but with the intention of settling. Other returns (less than a year without intention to resettle) are listed in the qb_short_return datafiles. This dataset contains:</p> <ul style="list-style-type: none"> - all the answers to the module Return to Ghana. - a series of dichotomous variables created from the questions q707 and q708. <p>All MAFE's biographic files include the same 18 variables listed below:</p> <ul style="list-style-type: none"> - ident - id_country - n_menage - n_indiv - num_dr - strata_area - strata_hh - strata_ind - q1 - q1a - age_survey - q18 - flag_age - flag_arrival - flag_visitor (exception: only available for MAFE Senegal) - weight_eur - weight_all - weight_etry 	
<p><u>Missing Data</u></p> <p>Due to the files conversion, all "Refuse to answer", "No answer" and "Don't know" values appear here in missing frequencies.</p>	
<p><u>Notes</u></p> <p>All "Yes" / "No" answers have been recoded, in order to facilitate analyses. In the questionnaire code, "No" was 2. It is now 0 in the dataset code. In both cases "Yes" is 1.</p> <p>The multiple answers variables are those where respondents could give more than one answer. To have a better view of these answers and to make the analysis easier, these variables are dichotomised in the datasets: for each possible modality a dichotomous variable was created (0 = No ; 1 = Yes).</p> <p>There are three different weight variables in the data files of the MAFE individual surveys. They were computed at three different levels:</p> <ul style="list-style-type: none"> - weight_etry is the variable to use when working on a single country (for example, the Senegalese population sampled only in Senegal, or in any single European country). - weight_eur is the variable to use when working on the European countries pooled together (for example, the Senegalese population sampled in France, Italy and Spain). It should not be used if the analyses include individuals surveyed in Africa. - weight_all is the variable to use when working on all countries of the MAFE survey (for example, Senegalese population from Senegalese, French, Italian and Spanish samples). <p>For details on weight computation, see Schoumaker et al. (2013), a document that also provides information on when and how to use weights with the MAFE data (Methodological note 6 - see related materials).</p>	

gh_qb_network	
# Cases	6429
# Variable(s)	34

File Content

!! One line per migration (for stays of at least one year) for each person in the network of the interviewee, and one line for each interviewee who has nobody abroad !!

This dataset contains:

- all the answers to the module Migrations of Family Members and Personal Network.
- computed variables: id_enf, id_uni, id_net and id_netmig.

All MAFE's biographic files include the same 18 variables listed below:

- ident
- id_country
- n_menage
- n_indiv
- num_dr
- strata_area
- strata_hh
- strata_ind
- q1
- q1a
- age_survey
- q18
- flag_age
- flag_arrival
- flag_visitor (exception: only available for MAFE Senegal)
- weight_eur
- weight_all
- weight_etry

Missing Data

Due to the files conversion, all "Refuse to answer", "No answer" and "Don't know" values appear here in missing frequencies.

Notes

All "Yes" / "No" answers have been recoded, in order to facilitate analyses. In the questionnaire code, "No" was 2. It is now 0 in the dataset code. In both cases "Yes" is 1.

The multiple answers variables are those where respondents could give more than one answer. To have a better view of these answers and to make the analysis easier, these variables are dichotomised in the datasets: for each possible modality a dichotomous variable was created (0 = No ; 1 = Yes).

There are three different weight variables in the data files of the MAFE individual surveys. They were computed at three different levels:

- weight_etry is the variable to use when working on a single country (for example, the Senegalese population sampled only in Senegal, or in any single European country).
- weight_eur is the variable to use when working on the European countries pooled together (for example, the Senegalese population sampled in France, Italy and Spain). It should not be used if the analyses include individuals surveyed in Africa.
- weight_all is the variable to use when working on all countries of the MAFE survey (for example, Senegalese population from Senegalese, French, Italian and Spanish samples).

For details on weight computation, see Schoumaker et al. (2013), a document that also provides information on when and how to use weights with the MAFE data (Methodological note 6 - see related materials).

gh_qb_short_return

# Cases	2263
# Variable(s)	20

File Content

!! One line per return to Ghana of less than a year for each person who declared at least one short return (without a resettlement intention) or one line for a multiple return, and one line for all other individuals !!

This dataset contains all the answers to the module Return to Ghana of Less than a Year.

All MAFE's biographic files include the same 18 variables listed below:

- ident
- id_country
- n_menage
- n_indiv
- num_dr
- strata_area
- strata_hh
- strata_ind
- q1
- q1a
- age_survey
- q18
- flag_age
- flag_arrival
- flag_visitor (exception: only available for MAFE Senegal)
- weight_eur
- weight_all
- weight_etry

Missing Data

Due to the files conversion, all "Refuse to answer", "No answer" and "Don't know" values appear here in missing frequencies.

Notes

All "Yes" / "No" answers have been recoded, in order to facilitate analyses. In the questionnaire code, "No" was 2. It is now 0 in the dataset code. In both cases "Yes" is 1.

The multiple answers variables are those where respondents could give more than one answer. To have a better view of these answers and to make the analysis easier, these variables are dichotomised in the datasets: for each possible modality a dichotomous variable was created (0 = No ; 1 = Yes).

There are three different weight variables in the data files of the MAFE individual surveys. They were computed at three different levels:

- weight_etry is the variable to use when working on a single country (for example, the Senegalese population sampled only in Senegal, or in any single European country).
- weight_eur is the variable to use when working on the European countries pooled together (for example, the Senegalese population sampled in France, Italy and Spain). It should not be used if the analyses include individuals surveyed in Africa.
- weight_all is the variable to use when working on all countries of the MAFE survey (for example, Senegalese population from Senegalese, French, Italian and Spanish samples).

For details on weight computation, see Schoumaker et al. (2013), a document that also provides information on when and how to use weights with the MAFE data (Methodological note 6 - see related materials).

gh_qb_short_stay

# Cases	2428
# Variable(s)	22

File Content

!! One line per stay of less than a year outside Ghana for each person who declared at least one stay !!
This dataset contains all the answers to the module Stays of Less than a Year outside Ghana.

All MAFE's biographic files include the same 18 variables listed below:

- ident
- id_country
- n_menage

- n_indiv
- num_dr
- strata_area
- strata_hh
- strata_ind
- q1
- q1a
- age_survey
- q18
- flag_age
- flag_arrival
- flag_visitor (exception: only available for MAFE Senegal)
- weight_eur
- weight_all
- weight_ctry

Missing Data

Due to the files conversion, all "Refuse to answer", "No answer" and "Don't know" values appear here in missing frequencies.

Notes

All "Yes" / "No" answers have been recoded, in order to facilitate analyses. In the questionnaire code, "No" was 2. It is now 0 in the dataset code. In both cases "Yes" is 1.

The multiple answers variables are those where respondents could give more than one answer. To have a better view of these answers and to make the analysis easier, these variables are dichotomised in the datasets: for each possible modality a dichotomous variable was created (0 = No ; 1 = Yes).

There are three different weight variables in the data files of the MAFE individual surveys. They were computed at three different levels:

- weight_ctry is the variable to use when working on a single country (for example, the Senegalese population sampled only in Senegal, or in any single European country).
- weight_eur is the variable to use when working on the European countries pooled together (for example, the Senegalese population sampled in France, Italy and Spain). It should not be used if the analyses include individuals surveyed in Africa.
- weight_all is the variable to use when working on all countries of the MAFE survey (for example, Senegalese population from Senegalese, French, Italian and Spanish samples).

For details on weight computation, see Schoumaker et al. (2013), a document that also provides information on when and how to use weights with the MAFE data (Methodological note 6 - see related materials).

gh_qb_citizenship

# Cases	1794
# Variable(s)	22

File Content

!! One line per citizenship for each person (everybody should have at least one citizenship) !!

This dataset contains all the answers to the module Citizenship.

All MAFE's biographic files include the same 18 variables listed below:

- ident
- id_country
- n_menage
- n_indiv
- num_dr
- strata_area
- strata_hh
- strata_ind
- q1

- q1a
- age_survey
- q18
- flag_age
- flag_arrival
- flag_visitor (exception: only available for MAFE Senegal)
- weight_eur
- weight_all
- weight_etry

Missing Data

Due to the files conversion, all "Refuse to answer", "No answer" and "Don't know" values appear here in missing frequencies.

Notes

All "Yes" / "No" answers have been recoded, in order to facilitate analyses. In the questionnaire code, "No" was 2. It is now 0 in the dataset code. In both cases "Yes" is 1.

The multiple answers variables are those where respondents could give more than one answer. To have a better view of these answers and to make the analysis easier, these variables are dichotomised in the datasets: for each possible modality a dichotomous variable was created (0 = No ; 1 = Yes).

There are three different weight variables in the data files of the MAFE individual surveys. They were computed at three different levels:

- weight_etry is the variable to use when working on a single country (for example, the Senegalese population sampled only in Senegal, or in any single European country).
- weight_eur is the variable to use when working on the European countries pooled together (for example, the Senegalese population sampled in France, Italy and Spain). It should not be used if the analyses include individuals surveyed in Africa.
- weight_all is the variable to use when working on all countries of the MAFE survey (for example, Senegalese population from Senegalese, French, Italian and Spanish samples).

For details on weight computation, see Schoumaker et al. (2013), a document that also provides information on when and how to use weights with the MAFE data (Methodological note 6 - see related materials).

gh_qb_asylum

# Cases	1673
# Variable(s)	23

File Content

!! One line per asylum application for each person who has made at least one application, and one line for the other individuals !!

This dataset contains all the answers to the module Asylum.

All MAFE's biographic files include the same 18 variables listed below:

- ident
- id_country
- n_menage
- n_indiv
- num_dr
- strata_area
- strata_hh
- strata_ind
- q1
- q1a
- age_survey
- q18
- flag_age
- flag_arrival

- flag_visitor (exception: only available for MAFE Senegal)
- weight_eur
- weight_all
- weight_etry

Missing Data

Due to the files conversion, all "Refuse to answer", "No answer" and "Don't know" values appear here in missing frequencies.

Notes

All "Yes" / "No" answers have been recoded, in order to facilitate analyses. In the questionnaire code, "No" was 2. It is now 0 in the dataset code. In both cases "Yes" is 1.

The multiple answers variables are those where respondents could give more than one answer. To have a better view of these answers and to make the analysis easier, these variables are dichotomised in the datasets: for each possible modality a dichotomous variable was created (0 = No ; 1 = Yes).

There are three different weight variables in the data files of the MAFE individual surveys. They were computed at three different levels:

- weight_etry is the variable to use when working on a single country (for example, the Senegalese population sampled only in Senegal, or in any single European country).
- weight_eur is the variable to use when working on the European countries pooled together (for example, the Senegalese population sampled in France, Italy and Spain). It should not be used if the analyses include individuals surveyed in Africa.
- weight_all is the variable to use when working on all countries of the MAFE survey (for example, Senegalese population from Senegalese, French, Italian and Spanish samples).

For details on weight computation, see Schoumaker et al. (2013), a document that also provides information on when and how to use weights with the MAFE data (Methodological note 6 - see related materials).

gh_qb_residence_permit

# Cases	2380
# Variable(s)	25

File Content

!! One line per residence permit for each person who has had at least one permit, and one line for the other persons !!
This dataset contains all the answers to the module Residence Permits.

All MAFE's biographic files include the same 18 variables listed below:

- ident
- id_country
- n_menage
- n_indiv
- num_dr
- strata_area
- strata_hh
- strata_ind
- q1
- q1a
- age_survey
- q18
- flag_age
- flag_arrival
- flag_visitor (exception: only available for MAFE Senegal)
- weight_eur
- weight_all
- weight_etry

Missing Data

Due to the files conversion, all "Refuse to answer", "No answer" and "Don't know" values appear here in missing frequencies.

Notes

All "Yes" / "No" answers have been recoded, in order to facilitate analyses. In the questionnaire code, "No" was 2. It is now 0 in the dataset code. In both cases "Yes" is 1.

The multiple answers variables are those where respondents could give more than one answer. To have a better view of these answers and to make the analysis easier, these variables are dichotomised in the datasets: for each possible modality a dichotomous variable was created (0 = No ; 1 = Yes).

There are three different weight variables in the data files of the MAFE individual surveys. They were computed at three different levels:

- weight_etry is the variable to use when working on a single country (for example, the Senegalese population sampled only in Senegal, or in any single European country).
- weight_eur is the variable to use when working on the European countries pooled together (for example, the Senegalese population sampled in France, Italy and Spain). It should not be used if the analyses include individuals surveyed in Africa.
- weight_all is the variable to use when working on all countries of the MAFE survey (for example, Senegalese population from Senegalese, French, Italian and Spanish samples).

For details on weight computation, see Schoumaker et al. (2013), a document that also provides information on when and how to use weights with the MAFE data (Methodological note 6 - see related materials).

gh_qb_work_permit

# Cases	2334
# Variable(s)	24

File Content

!! One line per work permit for each person who has had at least one permit, and one line for the others !!

This dataset contains all the answers to the module Work Permits.

All MAFE's biographic files include the same 18 variables listed below:

- ident
- id_country
- n_menage
- n_indiv
- num_dr
- strata_area
- strata_hh
- strata_ind
- q1
- q1a
- age_survey
- q18
- flag_age
- flag_arrival
- flag_visitor (exception: only available for MAFE Senegal)
- weight_eur
- weight_all
- weight_etry

Missing Data

Due to the files conversion, all "Refuse to answer", "No answer" and "Don't know" values appear here in missing frequencies.

Notes

All "Yes" / "No" answers have been recoded, in order to facilitate analyses. In the questionnaire code, "No" was 2. It is now 0 in the dataset code. In both cases "Yes" is 1.

The multiple answers variables are those where respondents could give more than one answer. To have a better view of these answers and to make the analysis easier, these variables are dichotomised in the datasets: for each possible modality a dichotomous variable was created (0 = No ; 1 = Yes).

There are three different weight variables in the data files of the MAFE individual surveys. They were computed at three different levels:

- weight_etry is the variable to use when working on a single country (for example, the Senegalese population sampled only in Senegal, or in any single European country).
- weight_eur is the variable to use when working on the European countries pooled together (for example, the Senegalese population sampled in France, Italy and Spain). It should not be used if the analyses include individuals surveyed in Africa.
- weight_all is the variable to use when working on all countries of the MAFE survey (for example, Senegalese population from Senegalese, French, Italian and Spanish samples).

For details on weight computation, see Schoumaker et al. (2013), a document that also provides information on when and how to use weights with the MAFE data (Methodological note 6 - see related materials).

gh_qb_transfer

# Cases	1731
# Variable(s)	22

File Content

!! One line per transfer for each person who has sent remittances at least once, and one line for the other persons !!

This dataset contains:

- all the answers to the module Transfers.
- the created variable nom_transr which gives the total number of transfers made by Ego.

All MAFE's biographic files include the same 18 variables listed below:

- ident
- id_country
- n_menage
- n_indiv
- num_dr
- strata_area
- strata_hh
- strata_ind
- q1
- q1a
- age_survey
- q18
- flag_age
- flag_arrival
- flag_visitor (exception: only available for MAFE Senegal)
- weight_eur
- weight_all
- weight_etry

Missing Data

Due to the files conversion, all "Refuse to answer", "No answer" and "Don't know" values appear here in missing frequencies.

Notes

All "Yes" / "No" answers have been recoded, in order to facilitate analyses. In the questionnaire code, "No" was 2. It is now 0 in the dataset code. In both cases "Yes" is 1.

The multiple answers variables are those where respondents could give more than one answer. To have a better view of these answers and to make the analysis easier, these variables are dichotomised in the datasets: for each possible modality a dichotomous variable was created (0 = No ; 1 = Yes).

There are three different weight variables in the data files of the MAFE individual surveys. They were computed at three different levels:

- weight_etry is the variable to use when working on a single country (for example, the Senegalese population sampled only in Senegal, or in any single European country).
- weight_eur is the variable to use when working on the European countries pooled together (for example, the Senegalese population sampled in France, Italy and Spain). It should not be used if the analyses include individuals surveyed in Africa.
- weight_all is the variable to use when working on all countries of the MAFE survey (for example, Senegalese population from Senegalese, French, Italian and Spanish samples).

For details on weight computation, see Schoumaker et al. (2013), a document that also provides information on when and how to use weights with the MAFE data (Methodological note 6 - see related materials).

gh_qb_association

# Cases	1688
# Variable(s)	20

File Content

!! One line per period during which each person has joined a migrant association, and one line for the other persons !!
This dataset contains all the answers to the module Associations.

All MAFE's biographic files include the same 18 variables listed below:

- ident
- id_country
- n_menage
- n_indiv
- num_dr
- strata_area
- strata_hh
- strata_ind
- q1
- q1a
- age_survey
- q18
- flag_age
- flag_arrival
- flag_visitor (exception: only available for MAFE Senegal)
- weight_eur
- weight_all
- weight_etry

Missing Data

Due to the files conversion, all "Refuse to answer", "No answer" and "Don't know" values appear here in missing frequencies.

Notes

All "Yes" / "No" answers have been recoded, in order to facilitate analyses. In the questionnaire code, "No" was 2. It is now 0 in the dataset code. In both cases "Yes" is 1.

The multiple answers variables are those where respondents could give more than one answer. To have a better view of these answers and to make the analysis easier, these variables are dichotomised in the datasets: for each possible modality a dichotomous variable was created (0 = No ; 1 = Yes).

There are three different weight variables in the data files of the MAFE individual surveys. They were computed at three different levels:

- weight_etry is the variable to use when working on a single country (for example, the Senegalese population sampled only in Senegal, or in any single European country).
- weight_eur is the variable to use when working on the European countries pooled together (for example, the Senegalese population sampled in France, Italy and Spain). It should not be used if the analyses include individuals surveyed in Africa.

- weight_all is the variable to use when working on all countries of the MAFE survey (for example, Senegalese population from Senegalese, French, Italian and Spanish samples).
For details on weight computation, see Schoumaker et al. (2013), a document that also provides information on when and how to use weights with the MAFE data (Methodological note 6 - see related materials).

Variables List

Dataset contains 1223 variable(s)

File gh_qm_household							
#	Name	Label	Type	Format	Valid	Invalid	Question
1	num_dr	DC number	discrete	numeric-10.0	1246	0	-
2	Strata_a_.	Strata - DR level	discrete	numeric-9.0	1246	0	-
3	Strata_hh	Strata - Household level	discrete	numeric-21.0	1246	0	-
4	reg	District	discrete	character-7	1237	0	-
5	comr	Locality	discrete	character-29	1245	0	-
6	ident	Individual ID	discrete	character-8	1246	0	-
7	n_menage	Household number	continuous	numeric-12.0	1246	0	-
8	n_indiv	Individual number in the HH (HH head)	discrete	numeric-9.0	1187	59	-
9	hdeb_inter	Start hour of the interview	discrete	character-5	1245	0	Start of the interview:
10	hh_q3age	Age (HH head)	discrete	numeric-24.0	1246	0	Q3. How old are you / How old is "Name"? Don't know: In which year were you born? Age
11	hh_q3annee	Year of birth (HH head)	discrete	numeric-24.0	1246	0	Q3. How old are you / How old is "Name"? Don't know: In which year were you born? Year
12	hh_q4_etr	Ego lives abroad	discrete	numeric-17.0	1246	0	Q4. ABR, PARTN, CHILD, RETURN ABR
13	hh_q4_cjt	Ego's partner lives abroad	discrete	numeric-17.0	1246	0	Q4. ABR, PARTN, CHILD, RETURN PARTN
14	hh_q4_ch_.	Ego's father and/or mother live(s) abroad	discrete	numeric-17.0	1246	0	Q4. ABR, PARTN, CHILD, RETURN CHILD
15	hh_q4_re_.	Ego returned from a migration	discrete	numeric-17.0	1246	0	Q4. ABR, PARTN, CHILD, RETURN RETURN
16	cm_enf	Apart from the children currently living here, does the HH head have other child	discrete	numeric-17.0	1246	0	Apart from the children currently living here, does or did the household head have other biological or adopted children, including children who are deceased?
17	nb_cm_enf	If yes how many (children of the HH head currently not living here)	continuous	numeric-10.0	527	719	Apart from the children currently living here, does or did the household head have other biological or adopted children, including children who are deceased? If "Yes" => How many?
18	mar_migr_.	Any persons in your HH engaged in a relationship with a migrant living abroad	discrete	numeric-17.0	1246	0	Are there any persons in your household who are engaged in a relationship with a migrant living abroad?
19	nb_mar_m_.	If yes how many (persons engaged in a relationship with a migrant living abroad)	continuous	numeric-10.0	172	1074	Are there any persons in your household who are engaged in a relationship with a migrant living abroad? If "Yes" => How many?
20	child_mi_.	Any children under 18 years old in your HH whose parents are migrants living abroad	discrete	numeric-17.0	1246	0	Are there any children under 18 years old in your household whose mother and/or father are migrants living abroad?

File gh_qm_household							
#	Name	Label	Type	Format	Valid	Invalid	Question
21	nb_child..	If yes how many (children under 18 whose parents are migrants)	continuous	numeric-10.0	124	1122	Are there any children under 18 years old in your household whose mother and/or father are migrants living abroad? If "Yes" => How many?
22	cm_parent	HH head or partner have relatives living abroad (with regular contact)	discrete	numeric-17.0	1246	0	In addition to the persons we've just recalled, does the household head and/or his/her partner have relatives living abroad and who have been in regular contact with the household over the past 12 months?
23	nb_parent	If yes how many (relatives abroad with regular contact)	continuous	numeric-10.0	469	777	In addition to the persons we've just recalled, does the household head and/or his/her partner have relatives living abroad and who have been in regular contact with the household over the past 12 months? If "Yes" => How many?
24	hh_a1	Sex (HH head)	discrete	numeric-10.0	1245	1	A1. "Name" is:
25	hh_a2_vi..	Is she/he still alive (HH head)	discrete	numeric-17.0	1246	0	A2a. Is "Name" alive?
26	hh_a2_an	Year of death (HH head)	discrete	numeric-24.0	0	1246	A2. In which year did "Name" die? Don't know: How old was "Name" when he/she died? Year
27	hh_a2_age	Age at the time of death (HH head)	discrete	numeric-24.0	0	1246	A2. In which year did "Name" die? Don't know: How old was "Name" when he/she died? Age
28	hh_a3_1	Relation with the HH head 1 (HH head)	discrete	numeric-38.0	1246	0	A3. How is "Name" related to the household head? First answer
29	hh_a3_2	Relation with the HH head 2 (HH head)	discrete	numeric-38.0	0	1246	A3. How is "Name" related to the household head? Second answer
30	hh_a4	Living in the HH (HH head)	discrete	numeric-17.0	1246	0	A4. Has "Name" been living in this household during the last 6 months or has "Name" the intention of living here for at least 6 months?
31	hh_a7a	Matrimonial status (HH head)	discrete	numeric-20.0	1241	5	A7a. Is he/she?
32	hh_a7b	Is her/his partner living abroad? (HH head)	discrete	numeric-17.0	866	380	A7b. Does his/her partner currently live abroad?
33	hh_a7c_1	Number of the partner living abroad (HH head)	discrete	numeric-24.0	149	1097	A7c. Who is his/her partner?
34	hh_a15_n..	Current nationality 1 (HH head)	discrete	numeric-40.0	1245	1	A15. Which nationalities do you; does he/she currently hold? Nationality 1
35	hh_a15_n..	Current nationality 2 (HH head)	discrete	numeric-40.0	13	1233	A15. Which nationalities do you; does he/she currently hold? Nationality 2
36	hh_a16	Ethnicity (HH head)	discrete	numeric-17.0	1242	4	A16. What is your/his/her ethnicity?
37	hh_a16_p..	Other ethnicity (HH head)	discrete	character-14	1243	0	A16. What is your/his/her ethnicity? If "Other" => Specify
38	hh_a17	Religion (HH head)	discrete	numeric-25.0	1245	1	A17. What is your/his/her religion?
39	hh_a17_p..	Specify the other religion (HH head)	discrete	character-15	1242	0	A17. What is your/his/her religion? If "Other religion" => Specify
40	hh_a18	Level of education (HH head)	discrete	numeric-40.0	1240	6	A18. If "Name" goes or went to school: what was the last year "Name" attended?

File gh_qm_household							
#	Name	Label	Type	Format	Valid	Invalid	Question
41	hh_a19	Current occupation (HH head)	discrete	numeric-30.0	1244	2	A19. At present, "Name" is primarily (spends most of his/her time)...
42	hh_a20	Current job (HH head)	discrete	character-99	1245	0	A20. What is "Name" occupation, profession, position, task?
43	hh_a21	Current socio-economic status (HH head)	discrete	numeric-40.0	956	290	A20. You/he/she is:
44	hh_a14pays	Country of birth (HH head)	discrete	numeric-40.0	1244	2	A14PAYS. In which country was "Name" born?
45	hh_a14vil	Town of birth (HH head)	discrete	character-21	1245	0	A14VIL. In which village or town and district? Town
46	hh_a14dep	District of birth (HH head)	discrete	numeric-24.0	1143	103	A14DEP. In which village or town and district? District
47	hh_a14im_..	Year of moving in Ghana for the first time (HH head)	discrete	numeric-24.0	8	1238	A14IMM. In which year did "Name" settle in Ghana for the first time?
48	hh_a14im_..	Age of moving in Ghana for the first time (HH head)	discrete	numeric-24.0	8	1238	A14IMM. In which year did "Name" settle in Ghana for the first time? Don't know: How old was "Name"?
49	hh_a12	Has she/he ever lived abroad? (HH head)	discrete	numeric-26.0	1236	10	A12. Has "Name" already lived outside of Ghana since he/she was born / settled the 1st time in Ghana?
50	hh_a13a_an	In which year did she/he left for the first time? (HH head)	discrete	numeric-24.0	300	946	A13a. In which year did you/he/she leave Ghana for the first time for at least one year?
51	hh_a13a_..	At what age did she/he left for the first time? (HH head)	discrete	numeric-24.0	300	946	A13a. In which year did you/he/she leave Ghana for the first time for at least one year? Don't know: How old were you / was he/she?
52	hh_a13b	What was her/his destination country? (HH head)	discrete	numeric-40.0	310	936	A13b. What was the destination country when you/he/she left Ghana for the first time?
53	hh_a13c	Did she/he already come back? (HH head)	discrete	numeric-17.0	313	933	A13c. Did you/he/she return to Ghana for at least a year since you/he/she first left?
54	hh_a13d_an	In which year did she/he come back for the first time? (HH head)	discrete	numeric-24.0	284	962	A13d. In which year did you/he/she return for the first time?
55	hh_a13d_..	At what age did she/he come back for the first time? (HH head)	discrete	numeric-24.0	284	962	A13d. In which year did you/he/she return for the first time? Don't know: How old were you / was he/she?
56	e1	Your house is	discrete	numeric-40.0	1218	28	E1. Your dwelling is:
57	e2	Number of rooms	continuous	numeric-17.0	1212	34	E2. How many rooms are used as living space, not counting the sanitary facilities and the kitchen?
58	e3_1	The toilet facilities are 1	discrete	numeric-31.0	1216	30	E3. The toilet facilities are: First answer
59	e3_2	The toilet facilities are 2	discrete	numeric-31.0	13	1233	E3. The toilet facilities are: Second answer
60	e3_3	The toilet facilities are 3	discrete	numeric-31.0	2	1244	E3. The toilet facilities are: Third answer
61	e3_4	The toilet facilities are 4	discrete	numeric-31.0	1	1245	E3. The toilet facilities are: Fourth answer

File gh_qm_household							
#	Name	Label	Type	Format	Valid	Invalid	Question
62	e4_1	Water supply 1	discrete	numeric-40.0	1220	26	E4. You have access to water through: First answer
63	e4_2	Water supply 2	discrete	numeric-40.0	35	1211	E4. You have access to water through: Second answer
64	e4_3	Water supply 3	discrete	numeric-40.0	0	1246	E4. You have access to water through: Third answer
65	e5	Do you have electricity	discrete	numeric-17.0	1218	28	E5. Do you have electricity?
66	e6_1	Fuel 1	discrete	numeric-18.0	1213	33	E6. Most of the time, what is the energy used by the household for cooking? First answer
67	e6_2	Fuel 2	discrete	numeric-18.0	572	674	E6. Most of the time, what is the energy used by the household for cooking? Second answer
68	e6_3	Fuel 3	discrete	numeric-18.0	38	1208	E6. Most of the time, what is the energy used by the household for cooking? Third answer
69	e6_4	Fuel 4	discrete	numeric-18.0	2	1244	E6. Most of the time, what is the energy used by the household for cooking? Fourth answer
70	e7_1	Refrigerator	discrete	numeric-17.0	1246	0	E7. Which of the following items does your household own? Refrigerator/ freezer
71	e7_2	Stove	discrete	numeric-17.0	1246	0	E7. Which of the following items does your household own? Stove
72	e7_3	Sewing machine	discrete	numeric-17.0	1246	0	E7. Which of the following items does your household own? Sewing machine
73	e7_4	Radio/Hifi system	discrete	numeric-17.0	1246	0	E7. Which of the following items does your household own? Radio/ Hi-fi system
74	e7_5	TV	discrete	numeric-17.0	1246	0	E7. Which of the following items does your household own? TV
75	e7_6	Cable or satellite	discrete	numeric-17.0	1246	0	E7. Which of the following items does your household own? Cable or satellite
76	e7_7	Video/DVD player	discrete	numeric-17.0	1246	0	E7. Which of the following items does your household own? Video or DVD player
77	e7_8	Phone	discrete	numeric-17.0	1246	0	E7. Which of the following items does your household own? Phone (fixed or mobile)
78	e7_9	Computer	discrete	numeric-17.0	1246	0	E7. Which of the following items does your household own? Computer
79	e7_10	Internet	discrete	numeric-17.0	1246	0	E7. Which of the following items does your household own? Internet connection
80	e7_11	Fan	discrete	numeric-17.0	1246	0	E7. Which of the following items does your household own? Fan
81	e7_12	Air conditionning	discrete	numeric-17.0	1246	0	E7. Which of the following items does your household own? Air conditioning
82	e7_13	None	discrete	numeric-17.0	1246	0	E7. Which of the following items does your household own? None

File gh_qm_household							
#	Name	Label	Type	Format	Valid	Invalid	Question
83	e8_1	Taxi	discrete	numeric-17.0	1246	0	E8. What means of transport does your household own? Taxi
84	e8_2	Car	discrete	numeric-17.0	1246	0	E8. What means of transport does your household own? Car
85	e8_3	Motorcycle	discrete	numeric-17.0	1246	0	E8. What means of transport does your household own? Motorcycle
86	e8_4	Bicycle	discrete	numeric-17.0	1246	0	E8. What means of transport does your household own? Bicycle
87	e8_5	Cart	discrete	numeric-17.0	1246	0	E8. What means of transport does your household own? Cart
88	e8_6	Tractor	discrete	numeric-17.0	1246	0	E8. What means of transport does your household own? Tractor
89	e8_7	Other	discrete	numeric-17.0	1246	0	E8. What means of transport does your household own? Other
90	e8_8	None	discrete	numeric-17.0	1246	0	E8. What means of transport does your household own? None
91	e9_annee	Since which year have you been living in this dwelling (HH head)	discrete	numeric-17.0	1177	69	E9. How long have you been living in this dwelling? Which year
92	e9_nban	Since how many years have you been living in this dwelling (HH head)	discrete	numeric-17.0	1200	46	E9. How long have you been living in this dwelling? How many years
93	e9_1	E9: plain text answers (HH head)	discrete	character-49	1183	0	E9. How long have you been living in this dwelling? Or in plain text:
94	e10	Are you? (HH head)	discrete	numeric-39.0	1215	31	E10. Are you/ Is the head of the household:
95	e11	Does or did your owner live abroad?	discrete	numeric-17.0	527	719	E11. Does or did your landlord live abroad?
96	e12_num	Who lodge you? Person ID	discrete	numeric-10.0	47	1199	E12. Who is providing housing for you? If in the household, note Person ID
97	e12_1	Who lodge you? Plain text answers	discrete	character-48	1187	0	E12. Who is providing housing for you? Relationship in plain text
98	e13	Did your lodger already live abroad?	discrete	numeric-17.0	97	1149	E13. Does or did the person who provides housing for you live abroad?
99	e14	Building the dwelling	discrete	numeric-17.0	599	647	E14. Did the owner/you build this dwelling him/herself/yourself?
100	e15_1	Kind of financment for the plot 1	discrete	numeric-33.0	347	899	E15. Has the plot been paid for, in part at least, with money earned abroad? Kind of financment 1
101	e15_2	Kind of financment for the plot 2	discrete	numeric-33.0	4	1242	E15. Has the plot been paid for, in part at least, with money earned abroad? Kind of financment 2
102	e15_3	Kind of financment for the plot 3	discrete	numeric-33.0	0	1246	E15. Has the plot been paid for, in part at least, with money earned abroad? Kind of financment 3
103	e16	This money for the plot has been earned by	discrete	numeric-39.0	53	1193	E16. Has this money been earned by... : Who
104	e16_num1	1st person ID who earned this money for the plot	discrete	numeric-17.0	17	1229	E16. Has this money been earned by... : If "A person we already talked about" => Note the person ID (1st)

File gh_qm_household							
#	Name	Label	Type	Format	Valid	Invalid	Question
105	e16_num2	2nd person ID who earned this money for the plot	discrete	numeric-17.0	2	1244	E16. Has this money been earned by... : If "A person we already talked about" => Note the person ID (2nd)
106	e16_num3	3rd person ID who earned this money for the plot	discrete	numeric-17.0	1	1245	E16. Has this money been earned by... : If "A person we already talked about" => Note the person ID (3rd)
107	e17_1	Kind of financment for the house 1	discrete	numeric-33.0	581	665	E17. Has this dwelling (purchase or construction) been paid for, in part at least, with money earned abroad? Kind of financment 1
108	e17_2	Kind of financment for the house 2	discrete	numeric-33.0	6	1240	E17. Has this dwelling (purchase or construction) been paid for, in part at least, with money earned abroad? Kind of financment 2
109	e17_3	Kind of financment for the house 3	discrete	numeric-33.0	0	1246	E17. Has this dwelling (purchase or construction) been paid for, in part at least, with money earned abroad? Kind of financment 3
110	e18	This money for the house has been earned by	discrete	numeric-39.0	67	1179	E18. Has this money been earned by... Who
111	e18_num1	1st person ID who earned this money for the house	discrete	numeric-17.0	24	1222	E18. Has this money been earned by... If "A person we already talked about" => Note the person ID (1st)
112	e18_num2	2nd person ID who earned this money for the house	discrete	numeric-17.0	0	1246	E18. Has this money been earned by... If "A person we already talked about" => Note the person ID (2nd)
113	e18_num3	3rd person ID who earned this money for the house	discrete	numeric-17.0	0	1246	E18. Has this money been earned by... If "A person we already talked about" => Note the person ID (3rd)
114	e19_1	Dwelling modified by... Outside refurbishments	discrete	numeric-17.0	606	640	E19. Have you modified this dwelling since you moved in by... Making outside refurbishments
115	e19_2	Dwelling modified by... Additional floor	discrete	numeric-17.0	588	658	E19. Have you modified this dwelling since you moved in by... Constructing an additional floor
116	e19_3	Dwelling modified by... Adding a room on the ground floor	discrete	numeric-17.0	590	656	E19. Have you modified this dwelling since you moved in by... Adding a room on the ground floor
117	e19_4	Dwelling modified by... Other	discrete	numeric-17.0	602	644	E19. Have you modified this dwelling since you moved in by... Other types of construction or renovation work
118	e20_1	Kind of financment for the modifications 1	discrete	numeric-33.0	324	922	E20. Have these modifications been paid for with money earned abroad? Kind of financment 1
119	e20_2	Kind of financment for the modifications 2	discrete	numeric-33.0	3	1243	E20. Have these modifications been paid for with money earned abroad? Kind of financment 2
120	e20_3	Kind of financment for the modifications 3	discrete	numeric-33.0	0	1246	E20. Have these modifications been paid for with money earned abroad? Kind of financment 3
121	e21	This money for the modifications has been earned by	discrete	numeric-39.0	43	1203	E21. Has this money been earned by... Who

File gh_qm_household							
#	Name	Label	Type	Format	Valid	Invalid	Question
122	e21_num1	1st person ID who earned this money for the modifications	discrete	numeric-17.0	23	1223	E21. Has this money been earned by... If "A person we already talked about" => Note the person ID (1st)
123	e21_num2	2nd person ID who earned this money for the modifications	discrete	numeric-17.0	5	1241	E21. Has this money been earned by... If "A person we already talked about" => Note the person ID (2nd)
124	e21_num3	3rd person ID who earned this money for the modifications	discrete	numeric-17.0	1	1245	E21. Has this money been earned by... If "A person we already talked about" => Note the person ID (3rd)
125	e22	Is the HH head owner of other plots of land	discrete	numeric-17.0	1217	29	E22. Are you / is the household head owner of other plots of land?
126	e23	How many plots do you have?	discrete	numeric-17.0	318	928	E23. How many plots do you own in total?
127	e24_1	Kind of financment for the plots 1	discrete	numeric-33.0	307	939	E24. Has this plot/Have these plots been paid for, in part at least, with money earned abroad: Kind of financment 1
128	e24_2	Kind of financment for the plots 2	discrete	numeric-33.0	4	1242	E24. Has this plot/Have these plots been paid for, in part at least, with money earned abroad: Kind of financment 2
129	e24_3	Kind of financment for the plots 3	discrete	numeric-33.0	1	1245	E24. Has this plot/Have these plots been paid for, in part at least, with money earned abroad: Kind of financment 3
130	e25	This money for the plots has been earned by	discrete	numeric-39.0	40	1206	E25. Who provides this money... Who
131	e25_num1	1st person ID who earned this money for the plots	discrete	numeric-17.0	10	1236	E25. Who provides this money... If "A person we already talked about" => Note the person ID (1st)
132	e25_num2	2nd person ID who earned this money for the plots	discrete	numeric-17.0	0	1246	E25. Who provides this money... If "A person we already talked about" => Note the person ID (2nd)
133	e25_num3	3rd person ID who earned this money for the plots	discrete	numeric-17.0	0	1246	E25. Who provides this money... If "A person we already talked about" => Note the person ID (3rd)
134	e26	These plots are	discrete	numeric-40.0	313	933	E26. Is this/Are these plots of land...
135	e27_1	Utilisation of the agricultural land 1	discrete	numeric-26.0	70	1176	E27. How is the agricultural land used? Utilisation 1
136	e27_2	Utilisation of the agricultural land 2	discrete	numeric-26.0	3	1243	E27. How is the agricultural land used? Utilisation 2
137	e27_3	Utilisation of the agricultural land 3	discrete	numeric-26.0	0	1246	E27. How is the agricultural land used? Utilisation 3
138	e27_4	Utilisation of the agricultural land 4	discrete	numeric-26.0	0	1246	E27. How is the agricultural land used? Utilisation 4
139	e28	Do you have animals (HH head)	discrete	numeric-17.0	1246	0	E28. Do you (the household head) own animals?
140	e28_1	Goats (HH head)	continuous	numeric-17.0	137	1109	E28. Do you (the household head) own animals? If "Yes" => Read out the list and indicate the number of animals Goats
141	e28_2	Sheep (HH head)	continuous	numeric-17.0	136	1110	E28. Do you (the household head) own animals? If "Yes" => Read out the list and indicate the number of animals Sheep

File gh_qm_household							
#	Name	Label	Type	Format	Valid	Invalid	Question
142	e28_3	Pigs (HH head)	continuous	numeric-17.0	136	1110	E28. Do you (the household head) own animals? If "Yes" => Read out the list and indicate the number of animals Pigs
143	e28_4	Horses (HH head)	continuous	numeric-17.0	136	1110	E28. Do you (the household head) own animals? If "Yes" => Read out the list and indicate the number of animals Horses
144	e28_5	Donkeys (HH head)	continuous	numeric-17.0	136	1110	E28. Do you (the household head) own animals? If "Yes" => Read out the list and indicate the number of animals Donkeys
145	e28_6	Cows, oxen (HH head)	continuous	numeric-17.0	136	1110	E28. Do you (the household head) own animals? If "Yes" => Read out the list and indicate the number of animals Cows, oxen
146	e28_7	Chicken/hens (HH head)	continuous	numeric-17.0	136	1110	E28. Do you (the household head) own animals? If "Yes" => Read out the list and indicate the number of animals Chicken/hens
147	hfin_inter	End hour of the interview	discrete	character-5	1242	0	End of the interview:
148	o1	Who answered the questionnaire	discrete	numeric-17.0	1209	37	O1. Who answered the questionnaire? Indicate the individuals' ID:
149	o2_1	First language used in the interview	discrete	numeric-17.0	1181	65	O2. Language used in the interview: First language
150	o2_2	Second language used in the interview	discrete	numeric-17.0	8	1238	O2. Language used in the interview: Second language
151	o3	Translation	discrete	numeric-17.0	1204	42	O3. Did you feel that it was sometimes difficult to translate certain questions?
152	o3_1	Specify which questions where difficult to translate	discrete	character-19	1181	0	O3. Did you feel that it was sometimes difficult to translate certain questions? If "Yes" => Which ones?
153	o4	General reception by the respondent	discrete	numeric-17.0	1210	36	O4. How were you received by the respondent?
154	o5	Persuasion	discrete	numeric-40.0	1211	35	O5. Did you need to persuade the respondent to participate?
155	o6	Comments of the respondent	discrete	numeric-17.0	1207	39	O6. Did the respondent make any comments on the survey?
156	o6_1	Specify the respondent's comments	discrete	character-127	1184	-	O6. Did the respondent make any comments on the survey? If "Yes" => Which ones?
157	o7	Presence of other persons during the interview	discrete	numeric-33.0	1206	40	O7. Were there other persons present during the interview?
158	o8	Influence of the other person(s)	discrete	numeric-40.0	261	985	O8. In your opinion, did this presence influence the answers given by the respondent?
159	o8_1	Specify which part(s) of the questionnaire	discrete	character-35	1234	0	O8. In your opinion, did this presence influence the answers given by the respondent? If "Yes, but only in certain parts of the questionnaire" => Which ones?
160	o9	Interruption	discrete	numeric-17.0	1208	38	O9. Did you have to interrupt the interview?

File gh_qm_household							
#	Name	Label	Type	Format	Valid	Invalid	Question
161	o9_1	Specify why and when the interruption occurred	discrete	character-124	1184	-	O9. Did you have to interrupt the interview? If "Yes" => Why, and at which point?
162	o10	Comprehension of the questions	discrete	numeric-17.0	1204	42	O10. In your opinion, was the respondent's comprehension of the questions:
163	o11	Difficulties to answer	discrete	numeric-17.0	1206	40	O11. Did the respondent have difficulties answering certain questions?
164	o11_1	Specify which difficulties	discrete	character-91	56	1128	O11. Did the respondent have difficulties answering certain questions? If "Yes" => Which ones?
165	o12	Use of written documents	discrete	numeric-17.0	1208	38	O12. Did the person use written documents to answer the questionnaire?
166	o12_1	Specify which documents	discrete	character-22	1184	0	O12. Did the person use written documents to answer the questionnaire? If "Yes" => For which questions?
167	hhmember	Total number of persons in the HH (living in or outside)	continuous	numeric-9.0	1246	0	-
168	hmmember	Number of persons living in the HH (excluding the persons declared as living outside the HH)	continuous	numeric-9.0	1246	0	-
169	hchildin	Number of children of the HH head living in the HH	continuous	numeric-9.0	1246	0	-
170	hchild04	Number of children from 0 to 4 years old living in the HH	continuous	numeric-9.0	1246	0	-
171	hchild511	Number of children from 5 to 12 years old living in the HH	continuous	numeric-9.0	1246	0	-
172	hchild12	Number of children from 12 years old & plus living in the HH	continuous	numeric-9.0	1246	0	-
173	hchildout	Number of children of the HH head living outside the HH	continuous	numeric-9.0	1246	0	-
174	hmigchild	Number of children of HH head living abroad	continuous	numeric-9.0	1246	0	-
175	hmigsons	Number of sons of the HH head living abroad	continuous	numeric-9.0	1246	0	-
176	hmigdaug..	Number of daughters of the HH head living abroad	continuous	numeric-9.0	1246	0	-
177	hspout	Number of partners of the HH head living outside the HH, whatever the country of residence	continuous	numeric-9.0	1246	0	-
178	hmigspcm	Number of partners of the HH head living abroad	continuous	numeric-9.0	1246	0	-
179	hmigsptot	Total number of partners living abroad	continuous	numeric-9.0	1246	0	-
180	hmigothor	Number of persons living abroad and keeping regular contacts with the HH	continuous	numeric-9.0	1246	0	-

File gh_qm_household							
#	Name	Label	Type	Format	Valid	Invalid	Question
181	hmigtot	Total number of persons living abroad, whatever the country of residence	continuous	numeric-9.0	1246	0	-
182	hmigafr	Number of HH persons living in Africa, excluding Ghana	continuous	numeric-9.0	1246	0	-
183	hmigeur	Number of HH persons living in Europe	continuous	numeric-9.0	1246	0	-
184	hmigreste	Number of HH persons living outside Ghana, neither Africa, nor Europe	continuous	numeric-9.0	1246	0	-
185	hmigret	Number of migrants back in the HH	continuous	numeric-9.0	1246	0	-
186	hreturn	HH with return migrants	discrete	numeric-17.0	1246	0	-
187	hmigrant	HH with actual migrants	discrete	numeric-17.0	1246	0	-
188	hnonmig	HH which have never had migrants	discrete	numeric-17.0	1246	0	-
189	hworkers	Number of persons living in the HH with a professional activity	continuous	numeric-9.0	1246	0	-
190	hratocc	Population density by housing (number of persons by room)	continuous	numeric-9.2	1214	32	-
191	HHwealth	Wealth index of the HH	continuous	numeric-9.2	1210	36	-
192	exp_fact_..	Inflating factor household	continuous	numeric-9.2	1246	0	-
193	weight_hhd	Normalized weight by HH	continuous	numeric-9.2	1246	0	-

File gh_qm_indiv							
#	Name	Label	Type	Format	Valid	Invalid	Question
1	num_dr	DC number	continuous	numeric-10.0	7135	0	-
2	strata_a_..	Strata - DR level	discrete	numeric-9.0	7135	0	-
3	strata_hh	Strata - Household level	discrete	numeric-32.0	7135	0	-
4	reg	District	discrete	character-7	7126	0	-
5	comr	Locality	discrete	character-29	7134	0	-
6	ident	Individual ID	discrete	character-8	7135	0	-
7	n_menage	Household number	continuous	numeric-12.0	7135	0	-
8	n_indiv	Individual number in the HH	discrete	numeric-12.0	7135	0	-
9	q3age	Age	discrete	numeric-24.0	7081	54	Q3. How old are you / How old is "Name"? Don't know: In which year were you born? Age
10	q3annee	Year of birth	discrete	numeric-24.0	7081	54	Q3. How old are you / How old is "Name"? Don't know: In which year were you born? Year
11	q4_etr	Ego lives abroad	discrete	numeric-17.0	7135	0	Q4. ABR, PARTN, CHILD, RETURN ABR
12	q4_cjt	Ego's partner lives abroad	discrete	numeric-17.0	7135	0	Q4. ABR, PARTN, CHILD, RETURN PARTN

File gh_qm_indiv							
#	Name	Label	Type	Format	Valid	Invalid	Question
13	q4_child	Ego's father and/or mother live(s) abroad	discrete	numeric-17.0	7135	0	Q4. ABR, PARTN, CHILD, RETURN CHILD
14	q4_return	Ego returned from a migration	discrete	numeric-17.0	7135	0	Q4. ABR, PARTN, CHILD, RETURN RETURN
15	a1	Sex	discrete	numeric-16.0	7111	24	A1. "Name" is:
16	a2_vivant	Is she/he alive?	discrete	numeric-17.0	7135	0	A2a. Is "Name" alive?
17	a2_an	Year of death	discrete	numeric-24.0	76	7059	A2. In which year did "Name" die? Don't know: How old was "Name" when he/she died? Year
18	a2_age	Age at the time of death	discrete	numeric-24.0	79	7056	A2. In which year did "Name" die? Don't know: How old was "Name" when he/she died? Age
19	a3_1	Relation with the HH head 1	discrete	numeric-38.0	7029	106	A3. How is "Name" related to the household head? First answer
20	a3_2	Relation with the HH head 2	discrete	numeric-38.0	8	7127	A3. How is "Name" related to the household head? Second answer
21	a4	Living in the HH	discrete	numeric-17.0	7040	95	A4. Has "Name" been living in this household during the last 6 months or has "Name" the intention of living here for at least 6 months?
22	a7a	Matrimonial status (household members)	discrete	numeric-20.0	4737	2398	A7a. Is he/she?
23	a7b	Is her/his partner living abroad?	discrete	numeric-17.0	1618	5517	A7b. Does his/her partner currently live abroad?
24	a7c_1	Number of the 1st partner living abroad	discrete	numeric-24.0	177	6958	A7c. Who is his/her partner?
25	a7_fath	Father abroad	discrete	numeric-17.0	1629	5506	A7fath. Does the father of "Name" currently live abroad?
26	a7_fath_ID	Father abroad: number	discrete	numeric-24.0	186	6949	A7fathID. Who is his/her father?
27	a7_moth	Mother abroad	discrete	numeric-17.0	1627	5508	A7moth. Does the mother of "Name" currently live abroad?
28	a7_moth_ID	Mother abroad: number	discrete	numeric-24.0	26	7109	A7mothID. Who is his/her mother?
29	a8a	Matrimonial status (members outside the household)	discrete	numeric-20.0	2268	4867	A8a. Is he/she?
30	a8b	Is she/he the partner of someone living in the HH?	discrete	numeric-17.0	1508	5627	A8b. Does "Name" have a partner who lives in the household?
31	a8c_1	Number of the 1st partner living in the household	discrete	numeric-24.0	171	6964	A8c. Who is his or her partner? 1st partner
32	a8c_2	Number of the 2nd partner living in the household	discrete	numeric-24.0	1	7134	A8c. Who is his or her partner? 2nd partner
33	a8d	Child under 18 who lives in the HH	discrete	numeric-17.0	2247	4888	A8d. Does "Name" have a child under 18 who lives in the household?
34	a8e_1	Child under 18 who lives in the HH number 1	discrete	numeric-24.0	176	6959	A8e. Who is/are his child(ren)? Child 1
35	a8e_2	Child under 18 who lives in the HH number 2	discrete	numeric-24.0	72	7063	A8e. Who is/are his child(ren)? Child 2
36	a8e_3	Child under 18 who lives in the HH number 3	discrete	numeric-24.0	23	7112	A8e. Who is/are his child(ren)? Child 3

File gh_qm_indiv							
#	Name	Label	Type	Format	Valid	Invalid	Question
37	a8e_4	Child under 18 who lives in the HH number 4	discrete	numeric-24.0	2	7133	A8e. Who is/are his child(ren)? Child 4
38	a8e_5	Child under 18 who lives in the HH number 5	discrete	numeric-24.0	1	7134	A8e. Who is/are his child(ren)? Child 5
39	a8e_6	Child under 18 who lives in the HH number 6	discrete	numeric-24.0	1	7134	A8e. Who is/are his child(ren)? Child 6
40	a8e_7	Child under 18 who lives in the HH number 7	discrete	numeric-24.0	1	7134	A8e. Who is/are his child(ren)? Child 7
41	a8e_8	Child under 18 who lives in the HH number 8	discrete	numeric-24.0	1	7134	A8e. Who is/are his child(ren)? Child 8
42	a8e_9	Child under 18 who lives in the HH number 9	discrete	numeric-24.0	1	7134	A8e. Who is/are his child(ren)? Child 9
43	a8e_10	Child under 18 who lives in the HH number 10	discrete	numeric-24.0	1	7134	A8e. Who is/are his child(ren)? Child 10
44	a9	Has Ego already lived with the HH head?	discrete	numeric-17.0	2246	4889	A9. Has "Name" ever lived with the household head for at least 6 months?
45	a10	Is Ego currently living abroad?	discrete	numeric-17.0	2282	4853	A10. Does he/she currently live abroad?
46	a11	In which country?	discrete	numeric-40.0	1262	5873	A11. In which country?
47	a15_natio1	Current nationality 1	discrete	numeric-40.0	7040	95	A15. Which nationalities do you / does he/she currently hold? Nationality 1
48	a15_natio2	Current nationality 2	discrete	numeric-40.0	147	6988	A15. Which nationalities do you / does he/she currently hold? Nationality 2
49	a15_natio3	Current nationality 3	discrete	numeric-40.0	1	7134	A15. Which nationalities do you / does he/she currently hold? Nationality 3
50	a16	Ethnicity	discrete	numeric-17.0	7019	116	A16. What is your/his/her ethnicity?
51	a16_preci	Other ethnicity	discrete	character-14	7108	0	A16. What is your/his/her ethnicity? If "Other" => Specify
52	a17	Religion	discrete	numeric-25.0	6963	172	A17. What is your/his/her religion?
53	a17_preci	Specify the other religion	discrete	character-15	7107	0	A17. What is your/his/her religion? If "Other religion" => Specify
54	a18	Level of education	discrete	numeric-40.0	6947	188	A18. If "Name" goes or went to school: what was the last year "Name" attended?
55	a19	Current occupation	discrete	numeric-30.0	6980	155	A19. At present, "Name" is primarily (spends most of his/her time)...
56	a20	Current job	discrete	character-99	7122	0	A20. What is "Name" occupation, profession, position, task?
57	a21	Current socio-economic status	discrete	numeric-40.0	3133	4002	A20. You/he/she is:
58	a14pays	Country of birth	discrete	numeric-40.0	7119	16	A14PAYS. In which country was "Name" born?
59	a14vil	Town of birth	discrete	character-23	6951	0	A14VIL. In which village or town and district? Town
60	a14dep	Department of birth	discrete	numeric-24.0	6750	385	A14DEP. In which village or town and district? District
61	a14imm_an	Year of moving in Ghana for the first time	discrete	numeric-24.0	146	6989	A14IMM. In which year did "Name" settle in Ghana for the first time?

File gh_qm_indiv							
#	Name	Label	Type	Format	Valid	Invalid	Question
62	a14imm_age	Age of moving in Ghana for the first time	discrete	numeric-24.0	145	6990	A14IMM. In which year did "Name" settle in Ghana for the first time? Don't know: How old was "Name"?
63	a12	Has she/he ever lived abroad?	discrete	numeric-26.0	6971	164	A12. Has "Name" already lived outside of Ghana since he/she was born / settled the 1st time in Ghana?
64	a13a_an	In which year did she/he left for the first time?	discrete	numeric-24.0	1664	5471	A13a. In which year did you/he/she leave Ghana for the first time for at least one year?
65	a13a_age	At what age did she/he left for the first time?	discrete	numeric-24.0	1651	5484	A13a. In which year did you/he/she leave Ghana for the first time for at least one year? Don't know: How old were you / was he/she?
66	a13b	What was her/his destination country?	discrete	numeric-40.0	1667	5468	A13b. What was the destination country when you/he/she left Ghana for the first time?
67	a13c	Did she/he already come back?	discrete	numeric-17.0	1697	5438	A13c. Did you/he/she return to Ghana for at least a year since you/he/she first left?
68	a13d_an	In which year did she/he come back for the first time?	discrete	numeric-24.0	559	6576	A13d. In which year did you/he/she return for the first time?
69	a13d_age	At what age did she/he come back for the first time?	discrete	numeric-24.0	559	6576	A13d. In which year did you/he/she return for the first time? Don't know: How old were you / was he/she?
70	b1_1	1st reason of departure	discrete	numeric-34.0	1241	5894	B1. The last time he/she left Ghana to settle in another country, he/she left... 1st reason
71	b1_2	2nd reason of departure	discrete	numeric-34.0	149	6986	B1. The last time he/she left Ghana to settle in another country, he/she left... 2nd reason
72	b1_3	3rd reason of departure	discrete	numeric-34.0	4	7131	B1. The last time he/she left Ghana to settle in another country, he/she left... 3rd reason
73	b1_preci	Specify the other reason of departure	discrete	character-49	1254	0	B1. The last time he/she left Ghana to settle in another country, he/she left... If "Other" => Specify
74	b2_an	Departure: in which year?	discrete	numeric-17.0	1179	5956	B2. When did he/she depart for the last time? Year
75	b2_age	Departure: at what age?	discrete	numeric-17.0	1167	5968	B2. When did he/she depart for the last time? Age
76	b3_1	1st help from the HH to leave	discrete	numeric-40.0	1192	5943	B3. Did he/she receive support from your household to finance or organize the migration? 1st help
77	b3_2	2nd help from the HH to leave	discrete	numeric-40.0	89	7046	B3. Did he/she receive support from your household to finance or organize the migration? 2nd help
78	b3_3	3rd help from the HH to leave	discrete	numeric-40.0	4	7131	B3. Did he/she receive support from your household to finance or organize the migration? 3rd help
79	b3_preci	Specify the other help	discrete	character-53	1255	0	B3. Did he/she receive support from your household to finance or organize the migration? If "We supported him/her in another way" => Specify

File gh_qm_indiv							
#	Name	Label	Type	Format	Valid	Invalid	Question
80	b4	Does she/he have official papers?	discrete	numeric-34.0	1054	6081	B4. Does he/she currently have the residence permits/official documents that would allow him/her to stay in the country where he/she is?
81	b5_1	1st contact with this person	discrete	numeric-17.0	1244	5891	B5. Have you or anyone else in the household been in contact with this person over the last 12 months, by phone, mail, internet...? 1st answer
82	b5_2	2nd contact with this person	discrete	numeric-17.0	179	6956	B5. Have you or anyone else in the household been in contact with this person over the last 12 months, by phone, mail, internet...? 2nd answer
83	b5_3	3rd contact with this person	discrete	numeric-17.0	27	7108	B5. Have you or anyone else in the household been in contact with this person over the last 12 months, by phone, mail, internet...? 3rd answer
84	b6	Contacts: at which frequencies?	discrete	numeric-26.0	1198	5937	B6. How often?
85	b7	Has she/he visited you during the past 12 months?	discrete	numeric-17.0	1239	5896	B7. Did he/she come to visit you in the last 12 months?
86	c1	Did you get money from her/him during the past 12 months?	discrete	numeric-17.0	1259	5876	C1. Have you or anyone in your household received any monetary transfers from "Name" over the last 12 months?
87	c2	Did she/he send you money during the past 12 months...	discrete	numeric-32.0	650	6485	C2. Over the last 12 months, did he/she send money... ?
88	c3_1	Generally how does she/he send you money? 1st answer	discrete	numeric-36.0	599	6536	C3. Through what channels does he/she normally (most often) send money? 1st answer
89	c3_2	Generally how does she/he send you money? 2nd answer	discrete	numeric-36.0	94	7041	C3. Through what channels does he/she normally (most often) send money? 2nd answer
90	c3_3	Generally how does she/he send you money? 3rd answer	discrete	numeric-36.0	3	7132	C3. Through what channels does he/she normally (most often) send money? 3rd answer
91	c3_preci	Specify how she/he sends you money	discrete	character-47	1255	0	C3. Through what channels does he/she normally (most often) send money? If "Other" => Specify
92	c4_cfa	How much money the last time? Amount	continuous	numeric-17.0	597	6538	C4. How much approximately did he/she send you the last time? Amount
93	c4	How much money the last time? Currency	discrete	numeric-17.0	537	6598	C4. How much approximately did he/she send you the last time? Currency
94	c5_1	How did you spend this money: 1st answer	discrete	numeric-40.0	629	6506	C5. How was the money that "Name" sent over the last 12 months spent? 1st answer
95	c5_2	How did you spend this money: 2nd answer	discrete	numeric-40.0	402	6733	C5. How was the money that "Name" sent over the last 12 months spent? 2nd answer
96	c5_3	How did you spend this money: 3rd answer	discrete	numeric-40.0	237	6898	C5. How was the money that "Name" sent over the last 12 months spent? 3rd answer
97	c5_4	How did you spend this money: 4th answer	discrete	numeric-40.0	87	7048	C5. How was the money that "Name" sent over the last 12 months spent? 4th answer

File gh_qm_indiv							
#	Name	Label	Type	Format	Valid	Invalid	Question
98	c5_5	How did you spend this money: 5th answer	discrete	numeric-40.0	32	7103	C5. How was the money that "Name" sent over the last 12 months spent? 5th answer
99	c5_6	How did you spend this money: 6th answer	discrete	numeric-40.0	9	7126	C5. How was the money that "Name" sent over the last 12 months spent? 6th answer
100	c5_7	How did you spend this money: 7th answer	discrete	numeric-40.0	1	7134	C5. How was the money that "Name" sent over the last 12 months spent? 7th answer
101	c6_1	What kind of purchase did you make? 1st answer	discrete	numeric-40.0	41	7094	C6. What kind of purchase did you make? 1st answer
102	c6_2	What kind of purchase did you make? 2nd answer	discrete	numeric-40.0	4	7131	C6. What kind of purchase did you make? 2nd answer
103	c7	Did she/he send you goods in the past 12 months?	discrete	numeric-17.0	1256	5879	C7. Did "Name" send to anyone in the household goods in kind?
104	c8_1	1st good she/he sent you	discrete	numeric-40.0	473	6662	C8. Did he/she send you or to any other person in the household any of the following goods? 1st good
105	c8_2	2nd good she/he sent you	discrete	numeric-40.0	179	6956	C8. Did he/she send you or to any other person in the household any of the following goods? 2nd good
106	c8_3	3rd good she/he sent you	discrete	numeric-40.0	47	7088	C8. Did he/she send you or to any other person in the household any of the following goods? 3rd good
107	c8_4	4th good she/he sent you	discrete	numeric-40.0	11	7124	C8. Did he/she send you or to any other person in the household any of the following goods? 4th good
108	c8_5	5th good she/he sent you	discrete	numeric-40.0	2	7133	C8. Did he/she send you or to any other person in the household any of the following goods? 5th good
109	c9	What share of your needs represents the money and the good sent by her/him?	discrete	numeric-32.0	1254	5881	C9. Which share of the household's expenditures on food, medicine, housing, transport, etc. have been covered by the money and in-kind transfers you have received from "Name" over the last 12 months?
110	pmigrant	Current migrants: individuals outside HH living abroad	discrete	numeric-17.0	7135	0	-
111	pmig_cou_..	Country of residence of the current migrants	discrete	numeric-40.0	1262	5873	-
112	pmig_reg_..	Residence region of the current migrants	discrete	numeric-9.0	1262	5873	-
113	preturn	Return migrants	discrete	numeric-17.0	7135	0	-
114	pretout	Current return migrants who are in Ghana during the survey	discrete	numeric-17.0	7135	0	-
115	peverret_..	Actual migrants who have already come back to Ghana	discrete	numeric-17.0	7135	0	-
116	pimmig	Individuals who have immigrated to Ghana	discrete	numeric-17.0	7125	10	-
117	hhmember	Total number of persons in the HH (living in or outside)	continuous	numeric-9.0	7135	0	-

File gh_qm_indiv							
#	Name	Label	Type	Format	Valid	Invalid	Question
118	hmember	Number of persons living in the HH (excluding the persons declared as living outside the HH)	continuous	numeric-9.0	7135	0	-
119	childhh	Children of the HH head living in the HH	discrete	numeric-17.0	7135	0	-
120	hchildin	Number of children of the HH head living in the HH	continuous	numeric-9.0	7135	0	-
121	childage	Age class of the HH head children living in the HH	discrete	numeric-22.0	2112	5023	-
122	hchild04	Number of children from 0 to 4 years old living in the HH	continuous	numeric-9.0	7135	0	-
123	hchild511	Number of children from 5 to 12 years old living in the HH	continuous	numeric-9.0	7135	0	-
124	hchild12	Number of children from 12 years old & plus living in the HH	continuous	numeric-9.0	7135	0	-
125	childouthh	Children of the HH head living outside the HH	discrete	numeric-17.0	7135	0	-
126	hchildout	Number of children of the HH head living outside the HH	continuous	numeric-9.0	7135	0	-
127	migchild	Children of the HH head living abroad	discrete	numeric-16.0	7135	0	-
128	hmigchild	Number of children of HH head living abroad	continuous	numeric-17.0	7135	0	-
129	migs	Son of the HH head living abroad	discrete	numeric-17.0	7135	0	-
130	hmigsons	Number of sons of the HH head living abroad	continuous	numeric-9.0	7135	0	-
131	migd	Daughter of the HH head living abroad	discrete	numeric-17.0	7135	0	-
132	hmigdaug ..	Number of daughters of the HH head living abroad	continuous	numeric-9.0	7135	0	-
133	out_spouse	Partner of the HH head living outside the HH	discrete	numeric-17.0	7135	0	-
134	hspout	Number of partners of the HH head living outside the HH, whatever the country of residence	continuous	numeric-9.0	7135	0	-
135	migspouse	Partner of the HH head living abroad	discrete	numeric-17.0	7135	0	-
136	hmigspcm	Number of partners of the HH head living abroad	continuous	numeric-9.0	7135	0	-
137	migsp_any	Partner of someone in the HH living abroad	discrete	numeric-17.0	7135	0	-
138	hmigspptot	Total number of partners living abroad	continuous	numeric-17.0	7135	0	-
139	hmigothor	Number of persons living abroad and keeping regular contacts	continuous	numeric-17.0	7110	25	-

File gh_qm_indiv							
#	Name	Label	Type	Format	Valid	Invalid	Question
140	hmigtot	Total number of persons living outside Ghana, whatever the country of residence	continuous	numeric-9.0	7135	0	-
141	hmigafr	Number of HH persons living in Africa, excluding Ghana	continuous	numeric-9.0	7135	0	-
142	hmigeur	Number of HH persons living in Europe	continuous	numeric-9.0	7135	0	-
143	hmigreste	Number of HH persons living outside Ghana, neither Africa, nor Europe	continuous	numeric-9.0	7135	0	-
144	hmigret	Number of migrants back in the HH	continuous	numeric-9.0	7135	0	-
145	hreturn	HH with return migrants	discrete	numeric-17.0	7135	0	-
146	hmigrant	HH with actual migrants	discrete	numeric-17.0	7135	0	-
147	hnonmig	HH which have never had migrants	discrete	numeric-17.0	7135	0	-
148	worker	Individual with a professional activity	discrete	numeric-17.0	7135	0	-
149	hworkers	Number of persons living in the HH with a professional activity	continuous	numeric-9.0	7135	0	-
150	exp_fact_.	Inflating factor household	continuous	numeric-9.2	7135	0	-
151	weight_hhd	Normalized weight by HH	continuous	numeric-9.2	7135	0	-

File gh_qb_general							
#	Name	Label	Type	Format	Valid	Invalid	Question
1	ident	Biographic individual identifier	discrete	character-8	1666	0	-
2	id_country	Country of the survey	discrete	character-1	1666	0	-
3	n_menage	ID of the HH	continuous	numeric-10.0	1244	422	-
4	n_indiv	ID of the individual in the HH	continuous	numeric-10.0	1244	422	-
5	num_dr	DR number	discrete	numeric-10.0	1184	482	-
6	strata_a_.	Strata - DR level	discrete	numeric-9.0	1226	440	-
7	strata_hh	Strata - household level	discrete	numeric-32.0	1226	440	-
8	strata_ind	Strata - individual level	discrete	numeric-21.0	1218	448	-
9	source	Recruitment	discrete	numeric-32.0	1618	48	-
10	regionenq	Region of the survey	discrete	numeric-40.0	1665	1	-
11	quartier	Survey district	discrete	character-28	1592	74	-
12	villearr	Town of the survey	discrete	character-43	1654	10	-
13	nomenq	ID of the interviewer	discrete	numeric-8.0	1153	513	Interviewer's name:
14	date_entr	Date of the interview	discrete	character-11	1664	-	Date:
15	h_deb	Hour of the beginning of the interview	discrete	character-11	1593	0	Starting time:

File gh_qb_general							
#	Name	Label	Type	Format	Valid	Invalid	Question
16	q1	Sex	discrete	numeric-17.0	1666	0	Q1. The respondent is:
17	q1a	Year of birth	discrete	numeric-17.0	1666	0	Q1A. To start with, and to help us to set a time scale, could you tell me in which year you were born (or your age as at last birthday)? Year of birth
18	age_survey	Age at survey	continuous	numeric-9.0	1666	0	Q1A. To start with, and to help us to set a time scale, could you tell me in which year you were born (or your age as at last birthday)? Age
19	q2	Village or town of origin	discrete	numeric-17.0	1653	13	Q2. Is there a place which you would consider to be your village or your town of origin in Ghana?
20	q2v	Locality name	discrete	character-39	1639	4	Q2V. What is the name of this locality?
21	q2d	Region of this locality	discrete	numeric-28.0	1553	113	Q2D. In which region is it located?
22	q3	Ethnic group	discrete	numeric-16.0	1604	62	Q3. At present, to which ethnic group would you say you belong in the Ghanaian society?
23	q3a	Other ethnic group	discrete	character-14	129	7	Q3. At present, to which ethnic group would you say you belong in the Ghanaian society? "Other" => Specify
24	q4	Religion	discrete	numeric-23.0	1626	40	Q4. What is your religion?
25	q4a	Other religion	discrete	character-21	26	3	Q4. What is your religion? "Other religion" => Specify
26	q5	Number of brothers	continuous	numeric-17.0	1666	0	Q5. How many brothers have you had in total?
27	q6	Number of sisters	continuous	numeric-17.0	1666	0	Q6. And how many sisters have you had in total?
28	q7	Are you the first born	discrete	numeric-17.0	1666	0	Q7. Are you the first-born of the family?
29	q8	Did you father work when you were 15 years old	discrete	numeric-26.0	1622	44	Q8. Did your father work when you were 15 years old?
30	q9	When you were 15, he was	discrete	numeric-40.0	1434	232	Q9. When you were 15, would you say he was:
31	q10	What was your father's level education	discrete	numeric-25.0	1598	68	Q10. What was your father's level of education?
32	q11_1	Father nationality 1	discrete	numeric-40.0	1664	2	Q11. What was or were his nationalities? First nationality
33	q11_2	Father nationality 2	discrete	numeric-40.0	25	1641	Q11. What was or were his nationalities? Second nationality
34	q11_3	Father nationality 3	discrete	numeric-40.0	1	1665	Q11. What was or were his nationalities? Third nationality
35	q12	Is he alive	discrete	numeric-17.0	1662	4	Q12. Is he alive?
36	q12a	Year of father death	discrete	numeric-17.0	841	825	Q12A. In which year did he die?
37	q13_1	Mother nationality 1	discrete	numeric-40.0	1655	11	Q13. And what was or were your mother's nationalities? First nationality
38	q13_2	Mother nationality 2	discrete	numeric-40.0	20	1646	Q13. And what was or were your mother's nationalities? Second nationality
39	q14	Is she alive	discrete	numeric-17.0	1664	2	Q14. Is she alive?
40	q14a	Year of mother death	discrete	numeric-17.0	483	1183	Q14A. In which year did she die?

File gh_qb_general							
#	Name	Label	Type	Format	Valid	Invalid	Question
41	q17p	Has your father already lived for at least a year abroad	discrete	numeric-17.0	1664	2	Q17P. Has your father already lived for at least a year outside Ghana?
42	q17m	Has your mother already lived for at least a year abroad	discrete	numeric-17.0	1664	2	Q17M. And has your mother already lived for at least a year outside Ghana?
43	q17f	Has your brother(s) already lived for at least a year abroad	discrete	numeric-17.0	1663	3	Q17F. And one or several of your brothers, have they already lived for at least a year outside Ghana?
44	q17nf	How many brothers already lived for at least a year abroad	continuous	numeric-8.0	542	1124	Q17nF. How many?
45	q17s	Has your sister(s) already lived for at least a year abroad	discrete	numeric-17.0	1665	1	Q17S. And one or several of your sisters?
46	q17ns	How many sisters already lived for at least a year abroad	continuous	numeric-8.0	391	1275	Q17nS. How many?
47	q17c	Has your (previous) partner already lived for at least a year abroad	discrete	numeric-17.0	1663	3	Q17C. And one of your partners or previous partners?
48	q17nc	How many (previous) partners already lived for at least a year abroad	continuous	numeric-8.0	682	984	Q17nC. How many?
49	q17e	Has your child(ren) already lived for at least a year abroad	discrete	numeric-17.0	1661	5	Q17E. And one or several of the children you mentioned?
50	q17ne	How many children already lived for at least a year abroad	continuous	numeric-8.0	367	1299	Q17nE. How many?
51	q17a	Has other relative/friend already lived for at least a year abroad	discrete	numeric-17.0	1655	11	Q17A. And other relatives or close friends you could count on, or could have counted on to take you in, or help you to migrate out of Ghana?
52	q17na	How many other relatives/ friends already lived for at least a year abroad	continuous	numeric-8.0	399	1267	Q17nA. How many?
53	q17t	Total	continuous	numeric-8.0	1666	0	Q17T. Total:
54	q100	Number of partnerships	continuous	numeric-17.0	1666	0	100. You have had _ _ relationships.
55	q200	Number of children	continuous	numeric-17.0	1666	0	200.
56	q300	Number of houses	continuous	numeric-17.0	1666	0	300. YOU HAVE THUS LIVED IN _ _ HOUSES.
57	q18	Which is the last school year you attended	discrete	numeric-40.0	1648	18	Q18. Let's talk about your studies: Which is the last school year you attended?
58	q19	Do you have a diploma	discrete	numeric-17.0	1438	228	Q19. Do you have a diploma?
59	q19d	Which is the highest diploma you have attained	discrete	character-56	1239	5	Q19D. Which is the highest diploma you have attained? Plain text answer
60	q19d_c1	Highest diploma level 1	discrete	numeric-37.0	1111	555	Q19D. Which is the highest diploma you have attained? Recoded diploma 1
61	q19d_c2	Highest diploma level 2	discrete	numeric-40.0	1111	555	Q19D. Which is the highest diploma you have attained? Recoded diploma 2

File gh_qb_general							
#	Name	Label	Type	Format	Valid	Invalid	Question
62	q19e	In which discipline	discrete	character-61	1226	18	Q19E. In which discipline? Plain text answer
63	q19e_c1	Study field level 1	discrete	numeric-39.0	1178	488	Q19E. In which discipline? Recoded discipline 1
64	q19e_c2	Study field level 2	discrete	numeric-40.0	1173	493	Q19E. In which discipline? Recoded discipline 2
65	q19e_c3	Study field level 3	discrete	numeric-40.0	1127	539	Q19E. In which discipline? Recoded discipline 3
66	q19y	In what year did you receive this diploma	discrete	numeric-17.0	1230	436	Q19Y. In what year did you receive this diploma?
67	q400	Number of activite/inactivite periods	continuous	numeric-17.0	1666	0	400.
68	q20pa	Current plots of land	continuous	numeric-17.0	1666	0	1. Are you CURRENTLY owner, in Ghana or elsewhere... ..of one or several plots of land (agricultural land, building plot, or under construction)
69	q20la	Current house units	continuous	numeric-17.0	1666	0	1. Are you CURRENTLY owner, in Ghana or elsewhere... ..of one or several house units (house, apartment...)
70	q20ca	Current business, venture, commercial premises	continuous	numeric-17.0	1666	0	1. Are you CURRENTLY owner, in Ghana or elsewhere... ..of a business, venture, commercial premises even on a rental basis (shop, workshop, taxis...)
71	q20ta	Total current	continuous	numeric-17.0	1666	0	Total (current)
72	q20pp	Past plots of land	continuous	numeric-17.0	1666	0	2. And IN THE PAST, have you been owner, in Ghana or elsewhere... ..of plots that you don't own anymore?
73	q20lp	Past house units	continuous	numeric-17.0	1666	0	2. And IN THE PAST, have you been owner, in Ghana or elsewhere... ..of house units that you don't own anymore?
74	q20cp	Past business, venture, commercial premises	continuous	numeric-17.0	1666	0	2. And IN THE PAST, have you been owner, in Ghana or elsewhere... ..of a business, a venture, commercial premises even on a rental basis that you don't own anymore?
75	q20tp	Total past	continuous	numeric-17.0	1666	0	Total (past)
76	q20tot	Total current and past assets	continuous	numeric-17.0	1666	0	Total (all)
77	q21	Money transfers	discrete	numeric-17.0	1655	11	Q21. Have there been periods at any time of your life during which you used to send regularly money to somebody who was living in a different country from the one where you were at the time (for example, from Ghana to the UK, from The Netherlands to Ghana, from the UK to the Netherlands...)?
78	q22	International migration attempts	discrete	numeric-17.0	1655	11	Q22. We have already talked about the places where you lived for at least one year. But have you ever undertaken concrete steps in order to leave and settle in a different country, without, however, having so far been successful in getting there?
79	q22p_1	1st country EGO wanted to go	discrete	numeric-40.0	155	1511	q22p_1 question details

File gh_qb_general							
#	Name	Label	Type	Format	Valid	Invalid	Question
80	q22p_2	2nd country EGO wanted to go	discrete	numeric-40.0	29	1637	q22p_2 question details
81	q22p_3	3rd country EGO wanted to go	discrete	numeric-40.0	9	1657	q22p_3 question details
82	q22p_4	4th country EGO wanted to go	discrete	numeric-40.0	3	1663	q22p_4 question details
83	q22p_5	5th country EGO wanted to go	discrete	numeric-40.0	2	1664	q22p_5 question details
84	q22p_6	6th country EGO wanted to go	discrete	numeric-40.0	1	1665	q22p_6 question details
85	q22p_7	7th country EGO wanted to go	discrete	numeric-40.0	1	1665	q22p_7 question details
86	q800	Number of migration attempts	continuous	numeric-17.0	1666	0	800. I WOULD LIKE TO ASK YOU SOME MORE QUESTIONS ABOUT THE COUNTRIES TO WHICH YOU WOULD HAVE LIKED TO GO, BUT YOUR MIGRATION PLANS HAVE NOT (OR NOT YET) BEEN REALIZED.
87	q23	Stay of less than a year abroad	discrete	numeric-17.0	1648	18	Q23. And have you already stayed for periods of less than a year outside Ghana (but spending at least one night there)? This can also be a country where you have lived for a longer period at another time in your life.
88	q23p_1	1st country EGO stayed less than a year	discrete	numeric-40.0	458	1208	Q23. And have you already stayed for periods of less than a year outside Ghana (but spending at least one night there)? This can also be a country where you have lived for a longer period at another time in your life. If "Yes" => In which countries have you stayed? First answer
89	q23p_2	2nd country EGO stayed less than a year	discrete	numeric-40.0	227	1439	Q23. And have you already stayed for periods of less than a year outside Ghana (but spending at least one night there)? This can also be a country where you have lived for a longer period at another time in your life. If "Yes" => In which countries have you stayed? Second answer
90	q23p_3	3rd country EGO stayed less than a year	discrete	numeric-40.0	150	1516	Q23. And have you already stayed for periods of less than a year outside Ghana (but spending at least one night there)? This can also be a country where you have lived for a longer period at another time in your life. If "Yes" => In which countries have you stayed? Third answer
91	q23p_4	4th country EGO stayed less than a year	discrete	numeric-40.0	86	1580	Q23. And have you already stayed for periods of less than a year outside Ghana (but spending at least one night there)? This can also be a country where you have lived for a longer period at another time in your life. If "Yes" => In which countries have you stayed? Fourth answer
92	q23p_5	5th country EGO stayed less than a year	discrete	numeric-40.0	57	1609	Q23. And have you already stayed for periods of less than a year outside Ghana (but spending at least one night there)?

File gh_qb_general							
#	Name	Label	Type	Format	Valid	Invalid	Question
							This can also be a country where you have lived for a longer period at another time in your life. If "Yes" => In which countries have you stayed? Fifth answer
93	q23p_6	6th country EGO stayed less than a year	discrete	numeric-40.0	37	1629	Q23. And have you already stayed for periods of less than a year outside Ghana (but spending at least one night there)? This can also be a country where you have lived for a longer period at another time in your life. If "Yes" => In which countries have you stayed? Sixth answer
94	q23p_7	7th country EGO stayed less than a year	discrete	numeric-40.0	24	1642	Q23. And have you already stayed for periods of less than a year outside Ghana (but spending at least one night there)? This can also be a country where you have lived for a longer period at another time in your life. If "Yes" => In which countries have you stayed? Seventh answer
95	q23p_8	8th country EGO stayed less than a year	discrete	numeric-40.0	17	1649	Q23. And have you already stayed for periods of less than a year outside Ghana (but spending at least one night there)? This can also be a country where you have lived for a longer period at another time in your life. If "Yes" => In which countries have you stayed? Eighth answer
96	q23p_9	9th country EGO stayed less than a year	discrete	numeric-40.0	9	1657	Q23. And have you already stayed for periods of less than a year outside Ghana (but spending at least one night there)? This can also be a country where you have lived for a longer period at another time in your life. If "Yes" => In which countries have you stayed? Ninth answer
97	q23p_10	10th country EGO stayed less than a year	discrete	numeric-40.0	8	1658	Q23. And have you already stayed for periods of less than a year outside Ghana (but spending at least one night there)? This can also be a country where you have lived for a longer period at another time in your life. If "Yes" => In which countries have you stayed? Tenth answer
98	q23p_11	11th country EGO stayed less than a year	discrete	numeric-40.0	8	1658	Q23. And have you already stayed for periods of less than a year outside Ghana (but spending at least one night there)? This can also be a country where you have lived for a longer period at another time in your life. If "Yes" => In which countries have you stayed? Eleventh answer
99	q23p_12	12th country EGO stayed less than a year	discrete	numeric-40.0	5	1661	Q23. And have you already stayed for periods of less than a year outside Ghana (but spending at least one night there)? This can also be a country where you have lived for a longer period at another time in your life. If "Yes" => In which countries have you stayed? Twelfth answer
100	q23p_13	13th country EGO stayed less than a year	discrete	numeric-40.0	4	1662	Q23. And have you already stayed for periods of less than a year outside Ghana (but spending at least one night there)?

File gh_qb_general							
#	Name	Label	Type	Format	Valid	Invalid	Question
							This can also be a country where you have lived for a longer period at another time in your life. If "Yes" => In which countries have you stayed? Thirteenth answer
101	q23p_14	14th country EGO stayed less than a year	discrete	numeric-40.0	4	1662	Q23. And have you already stayed for periods of less than a year outside Ghana (but spending at least one night there)? This can also be a country where you have lived for a longer period at another time in your life. If "Yes" => In which countries have you stayed? Fourteenth answer
102	q23p_15	15th country EGO stayed less than a year	discrete	numeric-40.0	2	1664	Q23. And have you already stayed for periods of less than a year outside Ghana (but spending at least one night there)? This can also be a country where you have lived for a longer period at another time in your life. If "Yes" => In which countries have you stayed? Fifteenth answer
103	q23p_16	16th country EGO stayed less than a year	discrete	numeric-40.0	2	1664	Q23. And have you already stayed for periods of less than a year outside Ghana (but spending at least one night there)? This can also be a country where you have lived for a longer period at another time in your life. If "Yes" => In which countries have you stayed? Sixteenth answer
104	q600t	Number of transit stays	continuous	numeric-17.0	1666	0	600T.
105	q600i	Number of set stays	continuous	numeric-8.0	1666	0	600I.
106	q600m	Number of long stays	continuous	numeric-8.0	1666	0	600M.
107	q600tot	Total number of stays	continuous	numeric-8.0	1666	0	600TOT. TOTAL:
108	q24	Contribution to associations	discrete	numeric-17.0	1324	342	Q24. In the time that you spent abroad, were you at any time paying contributions or membership fees to one or more associations (including religious organisations) that finance projects in Ghana or support Ghanaian migrants in Europe?
109	q25	Did you seek asylum	discrete	numeric-17.0	1296	370	Q25. Over the years that you lived outside Ghana, did you seek asylum?
110	q700s	Number of short returns	continuous	numeric-17.0	1666	0	700S.
111	q700r	Number of long returns	continuous	numeric-17.0	1666	0	700R.
112	q700t	Total number of returns	continuous	numeric-12.0	1666	0	700TOT. Total:
113	remarques	Remarks	discrete	character-244	348	-	Would you like to make any comments or give us your opinion about this questionnaire or this study?
114	h_fin	Hour of the end of the interview	discrete	character-11	1580	0	END TIME:
115	e1	This person was	discrete	numeric-33.0	1652	14	E1. This person was:
116	e1a	For what reason was she/he reluctant	discrete	character-244	183	-	E1A. For what reasons was he/she reluctant to participate? And which arguments enabled you to convince him/her in the end?

File gh_qb_general							
#	Name	Label	Type	Format	Valid	Invalid	Question
117	e2	The reception by the respondent was	discrete	numeric-40.0	1644	22	E2. The reception by the respondent was:
118	e2r	On which questions the respondent was reluctant	discrete	character-133	125	-	E2R. Which ones?
119	e2a	Specify the "Other" (e2)	discrete	character-78	9	0	E2. The reception by the respondent was: If "Other" => Specify
120	e3_1	1st language used in the interview	discrete	numeric-16.0	174	1492	E3. In what language(s) did you conduct the interview? 1st language
121	e3_2	2nd language used in the interview	discrete	numeric-16.0	14	1652	E3. In what language(s) did you conduct the interview? 2nd language
122	e3_3	3rd language used in the interview	discrete	numeric-16.0	2	1664	E3. In what language(s) did you conduct the interview? 3rd language
123	e3a	Other language used in the interview	discrete	character-7	36	0	E3. In what language(s) did you conduct the interview? If "Other" => Specify
124	e4	Were any other person present during the interview	discrete	numeric-17.0	1641	25	E4. And were any other person(s) present during the interview?
125	e4i	Did you have the impression she/he influenced the answers	discrete	numeric-40.0	333	1333	E4I. Did you have the impression that this presence influenced the respondent in his/her answers?
126	e4q	On which questions the respondent was influenced	discrete	character-127	24	-	E4Q. Which ones (specify the nb of the questions)?
127	e5	Where there any interruptions	discrete	numeric-17.0	1584	82	E5. Were there any interruptions?
128	e5a	Specify (interruptions)	discrete	character-244	227	-	E5A. Specify
129	e6	Was the respondent's general comprehension of the questions...	discrete	numeric-28.0	1651	15	E6. According to you, was the respondent's general comprehension of the questions:
130	e7	Did the respondent have problems answering certain questions	discrete	numeric-17.0	1651	15	E7. And did the respondent have problems answering certain questions?
131	e7d	On which questions the respondent had problems	discrete	character-111	163	-	E7D. Which ones? N°
132	e8	Did the respondent refuse to answer certain questions	discrete	numeric-17.0	1640	26	E8. Did the respondent refuse to answer certain questions?
133	e8r	On which questions the respondent refused to answer	discrete	character-71	97	0	E8R. Which ones? N°
134	e9	Did you give a gift to the interviewee	discrete	numeric-24.0	1609	57	E9. Did you give a gift to the interviewee?
135	q900	Number of personal network who have lived abroad	continuous	numeric-8.0	1666	0	900. Count in the GRID the number of family or personal network members who have lived outside Ghana _ _ and fill in one column per person (in principle, number equal to Q17TOT).
136	q1000	Number of returns	continuous	numeric-17.0	1666	0	1000. Count in the grid all returns (R1, R2, etc., and each AR) without including the returns to settle marked as "R SET": _ _
137	q1100	Number of stays abroad	continuous	numeric-17.0	1666	0	1100. Count in the grid the stays outside Ghana marked HOL or BUS: _ _ ATTENTION: don't count those stays marked SET or TRANSIT

File gh_qb_general							
#	Name	Label	Type	Format	Valid	Invalid	Question
138	q1200	Number of nationalities periods	continuous	numeric-17.0	1666	0	1200. Count in the grid the number of periods during which ego had one or several nationalities: __
139	q1300	Number of sought asylum	continuous	numeric-17.0	1666	0	1300. Count in the grid the number of times ego sought asylum:
140	q1410	Number of residence status	continuous	numeric-17.0	1666	0	1410. Number of periods of residence status: __
141	q1510	Number of work permits	continuous	numeric-17.0	1666	0	1510. Number of periods of work permits: __
142	q1600	Number of regular transfers	continuous	numeric-17.0	1666	0	1600. Count in the Grid the periods of REGULAR TRANSFERS: __ and fill in one column for each period
143	q1700	Number of contributions to associations	continuous	numeric-17.0	1666	0	1700. Count in the grid the number of periods Ego paid contributions to ASSOCIATIONS: __ and fill in one column for each period
144	statu_mig	Migration status	discrete	numeric-19.0	1666	0	-
145	migr_cur	Current migrant	discrete	numeric-16.0	1666	0	-
146	migr_ret	Return migrant	discrete	numeric-16.0	1666	0	-
147	migr_cjt	Migrant's spouse	discrete	numeric-16.0	1666	0	-
148	migr_no	No migrant	discrete	numeric-16.0	1666	0	-
149	flag_age	Less than 25 years and more than 75 years	discrete	numeric-16.0	1666	0	-
150	flag_arr..	First migration in Europe before 18	discrete	numeric-16.0	1666	0	-
151	weight_eur	Weighting normalized on the 3 european countries	continuous	numeric-9.2	422	1244	-
152	weight_all	Weighting normalized on the 4 countries	continuous	numeric-9.2	1666	0	-
153	weight_c..	Weighting normalized by country	continuous	numeric-9.2	1666	0	-

File gh_qb_union							
#	Name	Label	Type	Format	Valid	Invalid	Question
1	ident	Biographic individual identifier	discrete	character-8	2598	0	-
2	id_country	Country of the survey	discrete	character-1	2598	0	-
3	n_menage	ID of the HH	continuous	numeric-10.0	1650	948	-
4	n_indiv	ID of the individual in the HH	continuous	numeric-10.0	1769	829	-
5	num_dr	DR number	continuous	numeric-10.0	1687	911	-
6	strata_a..	Strata - DR level	discrete	numeric-9.0	1745	853	-
7	strata_hh	Strata - household level	discrete	numeric-32.0	1745	853	-
8	strata_ind	Strata - individual level	discrete	numeric-21.0	1735	863	-
9	num_union	Number of the union	discrete	numeric-8.0	2459	139	-
10	id_uni	Union ID	discrete	character-11	2459	0	-

File gh_qb_union							
#	Name	Label	Type	Format	Valid	Invalid	Question
11	q1	Sex	discrete	numeric-17.0	2598	0	Q1. The respondent is:
12	q1a	Year of birth	discrete	numeric-17.0	2598	0	Q1A. To start with, and to help us to set a time scale, could you tell me in which year you were born (or your age as at last birthday)? Year of birth
13	age_survey	Age at survey	continuous	numeric-9.0	2598	0	Q1A. To start with, and to help us to set a time scale, could you tell me in which year you were born (or your age as at last birthday)? Age
14	q101	No of partner/spouse	continuous	numeric-8.0	2459	139	101. No. of the partner/spouse
15	q102d	Start year of the relationship	discrete	numeric-17.0	2452	146	102D - 102F. Start and end years of the relationship Start
16	q102f	End year of the relationship	discrete	numeric-17.0	1243	1355	102D - 102F. Start and end years of the relationship End
17	q103	Type of dissolution	discrete	numeric-21.0	1221	1377	103. Type of dissolution
18	q104	Did you marry her/him	discrete	numeric-17.0	2451	147	104. Did you marry him/her?
19	q105	In which year did you get married	discrete	numeric-17.0	1356	1242	105. In which year did you get married?
20	q106	At the beginning of this relationship she/he was	discrete	numeric-28.0	2442	156	106. At the beginning of this relationship, your partner/spouse was:
21	q107	Country of partner/spouse	discrete	numeric-40.0	2455	143	107. In which country was he/she born?
22	q108u_1	At the beginning of your relationship what was her/his 1st nationality	discrete	numeric-40.0	2451	147	108. At the beginning of your relationship, what was/were his or her nationalities? 1st nationality
23	q108u_2	At the beginning of your relationship what was her/his 2nd nationality	discrete	numeric-40.0	47	2551	108. At the beginning of your relationship, what was/were his or her nationalities? 2nd nationality
24	q109	What was her/his level of education at this time	discrete	numeric-40.0	2410	188	109. What was his/her level of education at that time?
25	q110	Was your partner/spouse primarily...	discrete	numeric-40.0	2453	145	110. At the beginning of your relationship, was your partner/spouse primarily:
26	q111	Was she/he	discrete	numeric-40.0	1771	827	111. Was he/she:
27	q18	Which is the last school year you attended	discrete	numeric-40.0	2571	27	Q18. Let's talk about your studies: Which is the last school year you attended?
28	flag_age	Less than 25 years and more than 75 years	discrete	numeric-16.0	2598	0	-
29	flag_arr_.	First migration in Europe before 18	discrete	numeric-16.0	2598	0	-
30	weight_c_.	Weighting normalized by country	continuous	numeric-9.2	2598	0	-
31	weight_eur	Weighting normalized on the 3 european countries	continuous	numeric-9.2	829	1769	-
32	weight_all	Weighting normalized on the 4 countries	continuous	numeric-9.2	2598	0	-

File gh_qb_children							
#	Name	Label	Type	Format	Valid	Invalid	Question

File gh_qb_children							
#	Name	Label	Type	Format	Valid	Invalid	Question
1	ident	Biographic individual identifier	discrete	character-8	4375	0	-
2	id_country	Country of the survey	discrete	character-1	4375	0	-
3	n_menage	ID of the HH	continuous	numeric-10.0	3247	1128	-
4	n_indiv	ID of the individual in the HH	continuous	numeric-10.0	3520	855	-
5	num_dr	DR number	continuous	numeric-10.0	3376	999	-
6	strata_a..	Strata - DR level	discrete	numeric-9.0	3466	909	-
7	strata_hh	Strata - household level	discrete	numeric-32.0	3466	909	-
8	strata_ind	Strata - individual level	discrete	numeric-21.0	3447	928	-
9	num_enf	Children number	discrete	numeric-8.0	3977	398	-
10	id_enf	Children ID	discrete	character-12	3977	0	-
11	q1	Sex	discrete	numeric-17.0	4375	0	Q1. The respondent is:
12	q1a	Year of birth	discrete	numeric-17.0	4375	0	Q1A. To start with, and to help us to set a time scale, could you tell me in which year you were born (or your age as at last birthday)? Year of birth
13	age_survey	Age at survey	continuous	numeric-9.0	4375	0	Q1A. To start with, and to help us to set a time scale, could you tell me in which year you were born (or your age as at last birthday)? Age
14	q201n	Year of birth (child)	discrete	numeric-17.0	3946	429	201N - 201D. Year of birth and possibly year of death Year of birth
15	q201d	Year of death (child)	discrete	numeric-17.0	93	4282	201N - 201D. Year of birth and possibly year of death Year of death
16	q201e	Year when child started living with Ego	discrete	numeric-17.0	215	4160	201S - 201E. Year when child started (first time) and stopped (last time) living with Ego First time
17	q201f	Year when child stopped living with Ego	discrete	numeric-17.0	37	4338	201S - 201E. Year when child started (first time) and stopped (last time) living with Ego Last time
18	q202	Number of child	discrete	numeric-8.0	3977	398	202. No. of child
19	q203	Number of the relationship in which the child was born	discrete	numeric-10.0	3718	657	203. Number of the relationship in which the child was born
20	q204	Is this child a girl or a boy	discrete	numeric-17.0	3971	404	204. Is this child a girl or a boy?
21	q205	Country of birth (child)	discrete	numeric-40.0	3965	410	205. In which country was he/she born?
22	q206_1	What is/are her/his nationality/ies: 1st nationality	discrete	numeric-40.0	3963	412	206. What is/are his/her nationality/ies: First nationality
23	q206_2	What is/are her/his nationality/ies: 2nd nationality	discrete	numeric-40.0	170	4205	206. What is/are his/her nationality/ies: Second nationality
24	q206_3	What is/are her/his nationality/ies: 3rd nationality	discrete	numeric-40.0	2	4373	206. What is/are his/her nationality/ies: Third nationality
25	q207	What is the child's relationship to you	discrete	numeric-21.0	165	4210	207. What is the child's relationship to you?
26	q207p	Specify the child's relationship to you	discrete	character-32	79	4	207. What is the child's relationship to you? Other => Specify

File gh_qb_children							
#	Name	Label	Type	Format	Valid	Invalid	Question
27	q18	Which is the last school year you attended	discrete	numeric-40.0	4327	48	Q18. Let's talk about your studies: Which is the last school year you attended?
28	flag_age	Less than 25 years and more than 75 years	discrete	numeric-16.0	4375	0	-
29	flag_arr_.	First migration in Europe before 18	discrete	numeric-16.0	4375	0	-
30	weight_eur	Weighting normalized on the 3 european countries	continuous	numeric-9.2	855	3520	-
31	weight_all	Weighting normalized on the 4 countries	continuous	numeric-9.2	4375	0	-
32	weight_c_.	Weighting normalized by country	continuous	numeric-9.2	4375	0	-

File gh_qb_house							
#	Name	Label	Type	Format	Valid	Invalid	Question
1	ident	Biographic individual identifier	discrete	character-8	7784	0	-
2	id_country	Country of the survey	discrete	character-1	7784	0	-
3	n_menage	ID of the HH	continuous	numeric-10.0	5352	2432	-
4	n_indiv	ID of the individual in the HH	continuous	numeric-10.0	5352	2432	-
5	num_dr	DR number	continuous	numeric-10.0	5100	2684	-
6	strata_a_.	Strata - DR level	discrete	numeric-9.0	5272	2512	-
7	strata_hh	Strata - household level	discrete	numeric-32.0	5272	2512	-
8	strata_ind	Strata - individual level	discrete	numeric-21.0	5236	2548	-
9	num_log	House number	discrete	numeric-8.0	7784	0	-
10	q1	Sex	discrete	numeric-17.0	7784	0	Q1. The respondent is:
11	q1a	Year of birth	discrete	numeric-17.0	7784	0	Q1A. To start with, and to help us to set a time scale, could you tell me in which year you were born (or your age as at last birthday)? Year of birth
12	age_survey	Age at survey	continuous	numeric-9.0	7784	0	Q1A. To start with, and to help us to set a time scale, could you tell me in which year you were born (or your age as at last birthday)? Age
13	q301d	Year of arrival in the house	discrete	numeric-17.0	7784	0	301D - 301F. Years of arrival in and departure from the house Year of arrival
14	q301f	Year of departure from the house	discrete	numeric-17.0	6107	1677	301D - 301F. Years of arrival in and departure from the house Year of departure
15	q302	Country	discrete	numeric-40.0	7784	0	302. Name of the COUNTRY
16	q303	Name of the town/village	discrete	character-29	7641	143	303. You lived then in "name of the TOWN or VILLAGE"
17	q304	District of the town/village	discrete	numeric-28.0	6160	1624	304. In which district is this town/village located?

File gh_qb_house							
#	Name	Label	Type	Format	Valid	Invalid	Question
18	q305	In which neighbourhood did you live	discrete	character-57	4312	476	305. In which neighbourhood did you live?
19	q306	What is the region or province where you lived called	discrete	numeric-40.0	1032	6752	306. What is the region or province where you lived called?
20	q307	When you arrived in this house you lived	discrete	character-17	7766	18	307. When you arrived in this house you lived... Multiple answers
21	q307_0	When you arrived in this house you lived: Alone	discrete	numeric-9.0	7784	0	307. When you arrived in this house you lived... Alone
22	q307_1	When you arrived in this house you lived: With father	discrete	numeric-9.0	7784	0	307. When you arrived in this house you lived... With your father
23	q307_2	When you arrived in this house you lived: With mother	discrete	numeric-9.0	7784	0	307. When you arrived in this house you lived... With your mother
24	q307_3	When you arrived in this house you lived: With partner(s)	discrete	numeric-9.0	7784	0	307. When you arrived in this house you lived... With your partner(s)/spouse(s)
25	q307_4	When you arrived in this house you lived: With brother(s)	discrete	numeric-9.0	7784	0	307. When you arrived in this house you lived... With one or several brothers
26	q307_5	When you arrived in this house you lived: With sister(s)	discrete	numeric-9.0	7784	0	307. When you arrived in this house you lived... With one or several sisters
27	q307_6	When you arrived in this house you lived: With son(s)	discrete	numeric-9.0	7784	0	307. When you arrived in this house you lived... With your son(s)
28	q307_7	When you arrived in this house you lived: With daughter(s)	discrete	numeric-9.0	7784	0	307. When you arrived in this house you lived... With your daughter(s)
29	q307_8	When you arrived in this house you lived: With another parent	discrete	numeric-9.0	7784	0	307. When you arrived in this house you lived... With another relative
30	q307_9	When you arrived in this house you lived: With friend(s)	discrete	numeric-9.0	7784	0	307. When you arrived in this house you lived... With one or several friends
31	q307_10	When you arrived in this house you lived: With other	discrete	numeric-9.0	7784	0	307. When you arrived in this house you lived... Other
32	q307_NR	When you arrived in this house you lived: With ... no answer	discrete	numeric-9.0	7784	0	307. When you arrived in this house you lived... No answer
33	q307_a	Specify the other relative	discrete	character-46	1209	18	307. When you arrived in this house you lived... With another relative => Specify
34	q307_b	Specify the other person	discrete	character-79	402	1	307. When you arrived in this house you lived... Other => Specify
35	q308	Who was at the that time the head of the HH	discrete	numeric-25.0	6870	914	308. Who was at that time (when you arrived) the head of household?
36	q309	And you were yourself	discrete	numeric-40.0	7726	58	309. And you were yourself:
37	q309p	Specify q309	discrete	character-100	16	7	309. And you were yourself: Other => Specify
38	q310	You were housed by	discrete	numeric-40.0	5135	2649	310. You were housed by...
39	q310_a	Specify the other who housed you	discrete	character-50	227	36	310. You were housed by... Other => Specify

File gh_qb_house							
#	Name	Label	Type	Format	Valid	Invalid	Question
40	q311	What type of accommodation did you have	discrete	numeric-39.0	7741	43	311. What type of accommodation did you have?
41	q311_a	Specify the other type of accommodation	discrete	character-50	358	8	311. What type of accommodation did you have? Other => Specify
42	q312	When you lived in this room/ house, the financial situation was	discrete	numeric-21.0	7729	55	312. When you lived in this room/ house: on average, would you say that the financial situation of the household regarding the purchase of basic goods was...
43	q313	Would you say that your living conditions were	discrete	numeric-17.0	7709	75	313. And relative to other people from the village/town/city where you were living, on average, would you say that your living conditions were...
44	q18	Which is the last school year you attended	discrete	numeric-40.0	7700	84	Q18. Let's talk about your studies: Which is the last school year you attended?
45	flag_age	Less than 25 years and more than 75 years	discrete	numeric-16.0	7784	0	-
46	flag_arr_..	First migration in Europe before 18	discrete	numeric-16.0	7784	0	-
47	weight_eur	Weighting normalized on the 3 european countries	continuous	numeric-9.2	2432	5352	-
48	weight_all	Weighting normalized on the 4 countries	continuous	numeric-9.2	7784	0	-
49	weight_c_..	Weighting normalized by country	continuous	numeric-9.2	7784	0	-

File gh_qb_activity							
#	Name	Label	Type	Format	Valid	Invalid	Question
1	ident	Biographic individual identifier	discrete	character-8	8148	0	-
2	id_country	Country of the survey	discrete	character-1	8148	0	-
3	n_menage	ID of the HH	continuous	numeric-10.0	5599	2549	-
4	n_indiv	ID of the individual in the HH	continuous	numeric-10.0	5599	2549	-
5	num_dr	DR number	continuous	numeric-10.0	5354	2794	-
6	strata_a_..	Strata - DR level	discrete	numeric-9.0	5513	2635	-
7	strata_hh	Strata - household level	discrete	numeric-32.0	5513	2635	-
8	strata_ind	Strata - individual level	discrete	numeric-21.0	5483	2665	-
9	num_per	Period number	discrete	numeric-8.0	8148	0	-
10	q1	Sex	discrete	numeric-17.0	8148	0	Q1. The respondent is:
11	q1a	Year of birth	discrete	numeric-17.0	8148	0	Q1A. To start with, and to help us to set a time scale, could you tell me in which year you were born (or your age as at last birthday)? Year of birth
12	age_survey	Age at survey	continuous	numeric-9.0	8148	0	Q1A. To start with, and to help us to set a time scale, could you tell me in which year you were born (or your age as at last birthday)? Age

File gh_qb_activity							
#	Name	Label	Type	Format	Valid	Invalid	Question
13	q18	Which is the last school year you attended	discrete	numeric-40.0	8047	101	Q18. Let's talk about your studies: Which is the last school year you attended?
14	q401d	Start year	discrete	numeric-17.0	8148	0	401D - 401F. Start and end years Start year
15	q401f	End year	discrete	numeric-17.0	6483	1665	401D - 401F. Start and end years End year
16	q402	During this period you were primarily	discrete	numeric-19.0	8137	11	402. During this period, you were primarily:
17	q402_a	Specify what you were	discrete	character-50	228	19	402. During this period, you were primarily: Other inactive => Specify
18	q403	Profession in plain text	discrete	character-104	4724	-	403. What was your exact occupation during this period? What were your tasks? Plain text answer
19	q403_c	What was your exact occupation during this period: 1st activity	discrete	numeric-40.0	4456	3692	403. What was your exact occupation during this period? What were your tasks? 1st activity
20	q404	Were you	discrete	numeric-40.0	4650	3498	404. Were you...
21	q405	Who was your employer	discrete	numeric-40.0	2310	5838	405. Who was your employer?
22	q406	Would you say that during this period you had enough to live	discrete	numeric-17.0	8066	82	406. All-in-all would you say that during this period you had enough to live on from day-to-day?
23	q407	During this period did you receive	discrete	character-7	8052	96	407. At one moment or another during this period, did you receive... Multiple answers
24	q407_0	During this period did you receive: No earning	discrete	numeric-9.0	8148	0	407. At one moment or another during this period, did you receive... No earning
25	q407_1	During this period did you receive: Wage, income from main activity	discrete	numeric-9.0	8148	0	407. At one moment or another during this period, did you receive... A wage, income from your main activity
26	q407_2	During this period did you receive: Income from moonlighting	discrete	numeric-9.0	8148	0	407. At one moment or another during this period, did you receive... Income from a secondary activity, e.g. moonlighting, small jobs, occasional employment
27	q407_3	During this period did you receive: Unemployment benefit	discrete	numeric-9.0	8148	0	407. At one moment or another during this period, did you receive... An unemployment benefit
28	q407_4	During this period did you receive: Retirement/disability/other type of pension	discrete	numeric-9.0	8148	0	407. At one moment or another during this period, did you receive... A retirement pension, disability pension, other type of pension
29	q407_5	During this period did you receive: Social benefit	discrete	numeric-9.0	8148	0	407. At one moment or another during this period, did you receive... Social benefits (family allowances, welfare benefits)
30	q407_6	During this period did you receive: Scholarship	discrete	numeric-9.0	8148	0	407. At one moment or another during this period, did you receive... A scholarship
31	q407_7	During this period did you receive: Income from rents, interests or other	discrete	numeric-9.0	8148	0	407. At one moment or another during this period, did you receive... Income from rents, interest or other capital income

File gh_qb_activity							
#	Name	Label	Type	Format	Valid	Invalid	Question
32	q407_8	During this period did you receive: Other resources	discrete	numeric-9.0	8148	0	407. At one moment or another during this period, did you receive... Other resources
33	q407_9	During this period did you receive: Transfers from abroad	discrete	numeric-9.0	8148	0	407. At one moment or another during this period, did you receive... Transfers from abroad
34	q407_NR	During this period did you receive: No answer	discrete	numeric-9.0	8148	0	407. At one moment or another during this period, did you receive... No answer
35	q407_a	Specify the other resources	discrete	character-84	2326	143	407. At one moment or another during this period, did you receive... Other resources => Specify
36	q408	Amount per month	continuous	numeric-12.2	5997	2151	408. Taking into account all your income sources: what approximate amount of money did you personally have at your disposal per month at the end of this time period, after tax? Amount
37	q408_dev	Currency	discrete	numeric-17.0	5902	2246	408. Taking into account all your income sources: what approximate amount of money did you personally have at your disposal per month at the end of this time period, after tax? Currency
38	q408_dev_a	Other currency	discrete	character-22	820	12	408. Taking into account all your income sources: what approximate amount of money did you personally have at your disposal per month at the end of this time period, after tax? Other currency
39	isco	ISCO codification	continuous	numeric-9.0	4461	3687	-
40	isei	ISEI codification	continuous	numeric-9.0	4460	3688	-
41	flag_age	Less than 25 years and more than 75 years	discrete	numeric-16.0	8148	0	-
42	flag_arr_.	First migration in Europe before 18	discrete	numeric-16.0	8148	0	-
43	weight_eur	Weighting normalized on the 3 european countries	continuous	numeric-9.2	2549	5599	-
44	weight_all	Weighting normalized on the 4 countries	continuous	numeric-9.2	8148	0	-
45	weight_c_.	Weighting normalized by country	continuous	numeric-9.2	8148	0	-

File gh_qb_assets							
#	Name	Label	Type	Format	Valid	Invalid	Question
1	ident	Biographic individual identifier	discrete	character-8	2241	0	-
2	id_country	Country of the survey	discrete	character-1	2241	0	-
3	n_menage	ID of the HH	continuous	numeric-10.0	931	1310	-
4	n_indiv	ID of the individual in the HH	continuous	numeric-10.0	1547	694	-
5	num_dr	DR number	continuous	numeric-10.0	1477	764	-

File gh_qb_assets							
#	Name	Label	Type	Format	Valid	Invalid	Question
6	strata_a_.	Strata - DR level	discrete	numeric-9.0	1521	720	-
7	strata_hh	Strata - household level	discrete	numeric-32.0	1521	720	-
8	strata_ind	Strata - individual level	discrete	numeric-21.0	1513	728	-
9	num_prop	Asset number	discrete	numeric-9.0	1449	792	-
10	q1	Sex	discrete	numeric-17.0	2241	0	Q1. The respondent is:
11	q1a	Year of birth	discrete	numeric-17.0	2241	0	Q1A. To start with, and to help us to set a time scale, could you tell me in which year you were born (or your age as at last birthday)? Year of birth
12	age_survey	Age at survey	continuous	numeric-9.0	2241	0	Q1A. To start with, and to help us to set a time scale, could you tell me in which year you were born (or your age as at last birthday)? Age
13	q18	Which is the last school year you attended	discrete	numeric-40.0	2216	25	Q18. Let's talk about your studies: Which is the last school year you attended?
14	q501d	Start year of ownership of this asset	discrete	numeric-17.0	1436	805	501D. Since when are you the owner of this asset?
15	q501f	End year of ownership of this asset	discrete	numeric-17.0	169	2072	501F. And until when did you own this asset?
16	q502	You don't own this asset anymore because	discrete	numeric-40.0	165	2076	502. You don't own this asset anymore because...
17	q502_a	Specify why you don't own this asset anymore	discrete	character-96	50	1	502. You don't own this asset anymore because For another reason? => Specify
18	q503	Is the asset we are talking	discrete	numeric-40.0	1448	793	503. Is the asset we are talking about:
19	q504	This plot has been used	discrete	numeric-31.0	75	2166	504. Most of the time, this plot has been used...
20	q505	Did you own the plot before the construction of the house	discrete	numeric-17.0	342	1899	505. Did you own the plot before the construction of the house?
21	q506	Since when do you own the plot	discrete	numeric-17.0	176	2065	506. Since when?
22	q507	This asset has been	discrete	numeric-40.0	714	1527	507. Most of the time, this asset (house, shop, workshop...) has been:
23	q508	What is/was the activity performed	discrete	character-59	512	9	508. What is/was the activity performed?
24	q508c2	q508 recoded level 2	discrete	numeric-40.0	248	1993	-
25	q508c1	q508 recoded level 1	discrete	numeric-20.0	250	1991	-
26	q509	This asset has been operated or used	discrete	character-14	840	7	509. This asset has been operated or used... Multiple answers
27	q509_0	Used by yourself	discrete	numeric-16.0	847	1394	509. This asset has been operated or used... By yourself
28	q509_1	Used by father	discrete	numeric-16.0	847	1394	509. This asset has been operated or used... By your father
29	q509_2	Used by mother	discrete	numeric-16.0	847	1394	509. This asset has been operated or used... By your mother
30	q509_3	Used by partner(s)	discrete	numeric-16.0	847	1394	509. This asset has been operated or used... By your partner(s)
31	q509_4	Used by brother(s)	discrete	numeric-16.0	847	1394	509. This asset has been operated or used... By one or several brothers

File gh_qb_assets							
#	Name	Label	Type	Format	Valid	Invalid	Question
32	q509_5	Used by sister(s)	discrete	numeric-16.0	847	1394	509. This asset has been operated or used... By one or several sisters
33	q509_6	Used by son(s)	discrete	numeric-16.0	847	1394	509. This asset has been operated or used... By one or several of your sons
34	q509_7	Used by daughter(s)	discrete	numeric-16.0	847	1394	509. This asset has been operated or used... By one or several of your daughters
35	q509_8	Used by another relative	discrete	numeric-16.0	847	1394	509. This asset has been operated or used... By another relative
36	q509_9	Used by friend(s)	discrete	numeric-16.0	847	1394	509. This asset has been operated or used... By one or several friends
37	q509_10	Used by somebody else	discrete	numeric-16.0	847	1394	509. This asset has been operated or used... By somebody else
38	q509_NR	Used by no answer	discrete	numeric-16.0	847	1394	509. This asset has been operated or used... No answer
39	q509_a	Specify another relative	discrete	character-41	69	1	509. This asset has been operated or used... By another relative => Specify
40	q509_b	Specify somebody else	discrete	character-30	64	6	509. This asset has been operated or used... By somebody else => Specify
41	q510	Country of this asset	discrete	numeric-40.0	1448	793	510. In which country is this asset located?
42	q511	Town/village of this asset	discrete	character-21	1363	6	511. In which town or village?
43	q512	Region/province/district of this asset	discrete	numeric-28.0	1347	894	512. In which region / province / district?
44	q513	How did you obtain this asset	discrete	numeric-31.0	1435	806	513. And how did you obtain this asset:
45	q514	You bought it/built it	discrete	character-7	1155	21	514. You bought it (or built it)... Multiple answers
46	q514_1	Bought it on a leasing/hire-purchase basis	discrete	numeric-16.0	1176	1065	514. You bought it (or built it)... On a leasing/hire-purchase basis
47	q514_2	Bought it from your personal savings	discrete	numeric-16.0	1176	1065	514. You bought it (or built it)... From your personal savings
48	q514_3	Bought it with a bank loan etc.	discrete	numeric-16.0	1176	1065	514. You bought it (or built it)... With a bank loan or a mutual insurance fund
49	q514_4	Bought it with the money from a tontine	discrete	numeric-16.0	1176	1065	514. You bought it (or built it)... With the money from a tontine
50	q514_5	Bought it with a government aid	discrete	numeric-16.0	1176	1065	514. You bought it (or built it)... With a government aid
51	q514_6	Bought it with a loan from a family member/friend	discrete	numeric-16.0	1176	1065	514. You bought it (or built it)... With a loan from a family member or a friend
52	q514_7	Bought it with a gift/inheritance	discrete	numeric-16.0	1176	1065	514. You bought it (or built it)... With a gift or the money from an inheritance
53	q514_8	Bought it differently	discrete	numeric-16.0	1176	1065	514. You bought it (or built it)... Differently
54	q514_NR	Bought it no answer	discrete	numeric-16.0	1176	1065	514. You bought it (or built it)... No answer
55	q514_a	Specify "bought it differently"	discrete	character-56	60	0	514. You bought it (or built it)... Differently => Specify

File gh_qb_assets							
#	Name	Label	Type	Format	Valid	Invalid	Question
56	q515	The persons who have lent/ given you money to pay for this asset	discrete	character-9	67	0	515. The persons who have lent or given you money to pay for this asset, are they... Multiple answers
57	q515_1	Money from father	discrete	numeric-16.0	67	2174	515. The persons who have lent or given you money to pay for this asset, are they... Your father
58	q515_2	Money from mother	discrete	numeric-16.0	67	2174	515. The persons who have lent or given you money to pay for this asset, are they... Your mother
59	q515_3	Money from partner(s)	discrete	numeric-16.0	67	2174	515. The persons who have lent or given you money to pay for this asset, are they... Your partner(s)
60	q515_4	Money from brother(s)	discrete	numeric-16.0	67	2174	515. The persons who have lent or given you money to pay for this asset, are they... One or several brothers
61	q515_5	Money from sister(s)	discrete	numeric-16.0	67	2174	515. The persons who have lent or given you money to pay for this asset, are they... One or several sisters
62	q515_6	Money from son(s)	discrete	numeric-16.0	67	2174	515. The persons who have lent or given you money to pay for this asset, are they... One or several of your sons
63	q515_7	Money from daughter(s)	discrete	numeric-16.0	67	2174	515. The persons who have lent or given you money to pay for this asset, are they... One or several of your daughters
64	q515_8	Money from another parent(s)	discrete	numeric-16.0	67	2174	515. The persons who have lent or given you money to pay for this asset, are they... Another relative
65	q515_9	Money from friend(s)	discrete	numeric-16.0	67	2174	515. The persons who have lent or given you money to pay for this asset, are they... One or several friends
66	q515_10	Money from other	discrete	numeric-16.0	67	2174	515. The persons who have lent or given you money to pay for this asset, are they... Somebody else
67	q515_NR	Money from no answer	discrete	numeric-16.0	67	2174	515. The persons who have lent or given you money to pay for this asset, are they... No answer
68	q515_a	Money: specify another relative	discrete	character-20	4	5	515. The persons who have lent or given you money to pay for this asset, are they... Another relative => Specify
69	q515_b	Money: specify somebody else	discrete	character-20	5	3	515. The persons who have lent or given you money to pay for this asset, are they... Somebody else => Specify
70	q516	Are these persons of your family or personal network who live/lived abroad	discrete	numeric-17.0	51	2190	516. Are these persons of your family or personal network who live or who lived outside Ghana and about whom we talked before?
71	q516_a	Migrant code 1	discrete	numeric-8.0	32	2209	516. Are these persons of your family or personal network who live or who lived outside Ghana and about whom we talked before? Migrant code 1
72	q516_b	Migrant code 2	discrete	numeric-8.0	7	2234	516. Are these persons of your family or personal network who live or who lived outside Ghana and about whom we talked before? Migrant code 2

File gh_qb_assets							
#	Name	Label	Type	Format	Valid	Invalid	Question
73	q516_c	Migrant code 3	discrete	numeric-8.0	5	2236	516. Are these persons of your family or personal network who live or who lived outside Ghana and about whom we talked before? Migrant code 3
74	q516_d	Migrant code 4	discrete	numeric-8.0	3	2238	516. Are these persons of your family or personal network who live or who lived outside Ghana and about whom we talked before? Migrant code 4
75	flag_age	Less than 25 years and more than 75 years	discrete	numeric-16.0	2241	0	-
76	flag_arr_..	First migration in Europe before 18	discrete	numeric-16.0	2241	0	-
77	weight_eur	Weighting normalized on the 3 european countries	continuous	numeric-9.2	694	1547	-
78	weight_all	Weighting normalized on the 4 countries	continuous	numeric-9.2	2241	0	-
79	weight_c_..	Weighting normalized by country	continuous	numeric-9.2	2241	0	-

File gh_qb_mig_attempts							
#	Name	Label	Type	Format	Valid	Invalid	Question
1	ident	Biographic individual identifier	discrete	character-8	1707	0	-
2	id_country	Country of the survey	discrete	character-1	1707	0	-
3	n_menage	ID of the HH	continuous	numeric-10.0	110	1597	-
4	n_indiv	ID of the individual in the HH	continuous	numeric-10.0	1265	442	-
5	num_dr	DR number	continuous	numeric-10.0	1201	506	-
6	strata_a_..	Strata - DR level	discrete	numeric-9.0	1247	460	-
7	strata_hh	Strata - household level	discrete	numeric-32.0	1247	460	-
8	strata_ind	Strata - individual level	discrete	numeric-21.0	1239	468	-
9	num_tent	Migration attempt number	discrete	numeric-8.0	191	1516	-
10	q1	Sex	discrete	numeric-17.0	1707	0	Q1. The respondent is:
11	q1a	Year of birth	discrete	numeric-17.0	1707	0	Q1A. To start with, and to help us to set a time scale, could you tell me in which year you were born (or your age as at last birthday)? Year of birth
12	age_survey	Age at survey	continuous	numeric-9.0	1707	0	Q1A. To start with, and to help us to set a time scale, could you tell me in which year you were born (or your age as at last birthday)? Age
13	q18	Which is the last school year you attended	discrete	numeric-40.0	1689	18	Q18. Let's talk about your studies: Which is the last school year you attended?
14	q801d	Start year of the plans to migrate	discrete	numeric-17.0	191	1516	801D - 801F. Start and end years of the plans to migrate. Star year
15	q801f	End year of the plans to migrate	discrete	numeric-17.0	152	1555	801D - 801F. Start and end years of the plans to migrate. End year

File gh_qb_mig_attempts							
#	Name	Label	Type	Format	Valid	Invalid	Question
16	q802	Country aimed for	discrete	numeric-40.0	191	1516	802. COUNTRY AIMED FOR: Note the name of the country to which Ego wanted to go.
17	q803	For what reasons did you want to leave the country	discrete	character-160	191	-	803. For what reasons did you want to leave the country where you were living at this time?
18	q803c2	Reasons of migration coded level 2	discrete	numeric-40.0	188	1519	-
19	q803c1	Reasons of migration coded level 1	discrete	numeric-40.0	188	1519	-
20	q804	For what reasons did you prefer to go to this country than another	discrete	character-111	191	-	804. For what reasons did you prefer to go to "country aimed for" rather than to another country?
21	q804c2	Reasons of the choice coded level 2	discrete	numeric-40.0	186	1521	-
22	q804c1	Reasons of the choice coded level 1	discrete	numeric-37.0	186	1521	-
23	q805	What precise steps have you undertaken to reach this country	discrete	character-11	191	0	805. What precise steps have you undertaken to reach "country aimed for"? Multiple answers
24	q805_1	Step: Applied for enrollment at a university	discrete	numeric-9.0	191	1516	805. What precise steps have you undertaken to reach "country aimed for"? Applied for enrollment at a university
25	q805_2	Step: Obtained a place at a university	discrete	numeric-9.0	191	1516	805. What precise steps have you undertaken to reach "country aimed for"? Obtained a place at a university
26	q805_3	Step: Applied for a scholarship	discrete	numeric-9.0	191	1516	805. What precise steps have you undertaken to reach "country aimed for"? Applied for a scholarship
27	q805_4	Step: Obtained a scholarship	discrete	numeric-9.0	191	1516	805. What precise steps have you undertaken to reach "country aimed for"? Obtained a scholarship
28	q805_5	Step: Requested a housing/ accommodation certificate	discrete	numeric-9.0	191	1516	805. What precise steps have you undertaken to reach "country aimed for"? Requested a housing certificate, an accommodation certificate
29	q805_6	Step: Obtained a housing/ accommodation certificate	discrete	numeric-9.0	191	1516	805. What precise steps have you undertaken to reach "country aimed for"? Obtained a housing certificate, an accommodation certificate
30	q805_7	Step: Applied for papers	discrete	numeric-9.0	191	1516	805. What precise steps have you undertaken to reach "country aimed for"? Applied for papers
31	q805_8	Step: Obtained papers	discrete	numeric-9.0	191	1516	805. What precise steps have you undertaken to reach "country aimed for"? Obtained papers
32	q805_9	Step: Saved money	discrete	numeric-9.0	191	1516	805. What precise steps have you undertaken to reach "country aimed for"? Saved money
33	q805_10	Step: Green Card lottery	discrete	numeric-9.0	191	1516	805. What precise steps have you undertaken to reach "country aimed for"? Participated in the Green Card lottery

File gh_qb_mig_attempts							
#	Name	Label	Type	Format	Valid	Invalid	Question
34	q805_11	Step: Other	discrete	numeric-9.0	191	1516	805. What precise steps have you undertaken to reach "country aimed for"? Other
35	q805_NR	Steps: No answer	discrete	numeric-9.0	191	1516	805. What precise steps have you undertaken to reach "country aimed for"? No answer
36	q805_a	Specify applied papers	discrete	character-49	95	8	805. What precise steps have you undertaken to reach "country aimed for"? Applied for papers => Specify which ones
37	q805_b	Specify obtained papers	discrete	character-30	9	2	805. What precise steps have you undertaken to reach "country aimed for"? Obtained papers => Specify which ones
38	q805_c	Specify other steps	discrete	character-50	32	2	805. What precise steps have you undertaken to reach "country aimed for"? Other => Specify
39	q806	For what reason have you not been successful	discrete	character-118	191	-	806. According to you, for what reasons have you not (yet) been successful in getting to this country?
40	q806c2	Reasons for attempt failure coded level 2	discrete	numeric-40.0	185	1522	-
41	q806c1	Reasons for attempt failure coded level 1	discrete	numeric-40.0	185	1522	-
42	q807	For what reason did you stop attempt	discrete	character-99	152	0	807. For what reason(s) did you abandon the plan of migrating to this country?
43	q807c2	Reasons for stopping attempt coded level 2	discrete	numeric-40.0	142	1565	-
44	q807c1	Reasons for stopping attempt coded level 1	discrete	numeric-40.0	142	1565	-
45	flag_age	Less than 25 years and more than 75 years	discrete	numeric-16.0	1707	0	-
46	flag_arr_.	First migration in Europe before 18	discrete	numeric-16.0	1707	0	-
47	weight_eur	Weighting normalized on the 3 european countries	continuous	numeric-9.2	442	1265	-
48	weight_all	Weighting normalized on the 4 countries	continuous	numeric-9.2	1707	0	-
49	weight_c_.	Weighting normalized by country	continuous	numeric-9.2	1707	0	-

File gh_qb_migration							
#	Name	Label	Type	Format	Valid	Invalid	Question
1	ident	Biographic individual identifier	discrete	character-8	1958	0	-
2	id_country	Country of the survey	discrete	character-1	1958	0	-
3	n_menage	ID of the HH	continuous	numeric-10.0	1334	624	-
4	n_indiv	ID of the individual in the HH	continuous	numeric-10.0	1334	624	-
5	num_dr	DR number	continuous	numeric-10.0	1266	692	-

File gh_qb_migration							
#	Name	Label	Type	Format	Valid	Invalid	Question
6	strata_a_.	Strata - DR level	discrete	numeric-9.0	1314	644	-
7	strata_hh	Strata - household level	discrete	numeric-32.0	1314	644	-
8	strata_ind	Strata - individual level	discrete	numeric-21.0	1306	652	-
9	num_mig	Migration number	discrete	numeric-8.0	1043	915	-
10	q1	Sex	discrete	numeric-17.0	1958	0	Q1. The respondent is:
11	q1a	Year of birth	discrete	numeric-17.0	1958	0	Q1A. To start with, and to help us to set a time scale, could you tell me in which year you were born (or your age as at last birthday)? Year of birth
12	age_survey	Age at survey	continuous	numeric-9.0	1958	0	Q1A. To start with, and to help us to set a time scale, could you tell me in which year you were born (or your age as at last birthday)? Age
13	q18	Which is the last school year you attended	discrete	numeric-40.0	1935	23	Q18. Let's talk about your studies: Which is the last school year you attended?
14	q601d	Start year of the stay outside Ghana	discrete	numeric-17.0	1043	915	601D - 601F. Start and end years of the stay outside Ghana Start year
15	q601f	End year of the stay outside Ghana	discrete	numeric-17.0	621	1337	601D - 601F. Start and end years of the stay outside Ghana End year
16	q602	Country of stay/arrival	discrete	numeric-40.0	1043	915	602. COUNTRY OF STAY/ARRIVAL
17	q603	Country before arriving in "country of stay"	discrete	numeric-40.0	1043	915	603. In which country were you just before arriving in "country of stay"?
18	q604	For what reason did you leave this country	discrete	character-169	1043	-	604. For what reasons did you leave this country?
19	q604c2	Reasons of migration coded level 2	discrete	numeric-40.0	1004	954	-
20	q604c1	Reasons of migration coded level 1	discrete	numeric-40.0	1006	952	-
21	q605	For what reason did you choose to go to "country to stay"	discrete	character-205	1040	-	605. And for what reasons did you choose to go to "country of stay" rather than to another country?
22	q605c2	Reasons of the choice coded level 2	discrete	numeric-40.0	1004	954	-
23	q605c1	Reasons of the choice coded level 1	discrete	numeric-37.0	1005	953	-
24	q606	Kind of stay	discrete	numeric-27.0	1040	918	606. Was it...
25	q607	When you arrived in "country of stay"	discrete	numeric-40.0	921	1037	607. When you arrived in "country of stay"...
26	q608	Which country did you want to reach just afterwards?	discrete	numeric-40.0	104	1854	608. Which country did you want to reach just afterwards?
27	q609	And which country did you want to reach at the very end?	discrete	numeric-40.0	107	1851	609. And which country did you want to reach at the very end?
28	q610	What precise steps have you taken to reach it	discrete	character-33	1031	12	610. What precise steps have you taken to reach "country of stay"? Multiple answers
29	q610_a	Step: Applied for enrolment at a university	discrete	numeric-16.0	1043	915	610. What precise steps have you taken to reach "country of stay"? Applied for enrolment at a university

File gh_qb_migration							
#	Name	Label	Type	Format	Valid	Invalid	Question
30	q610_b	Step: Obtained a place at a university	discrete	numeric-16.0	1043	915	610. What precise steps have you taken to reach "country of stay"? Obtained a place at a university
31	q610_c	Step: Applied for a scholarship	discrete	numeric-16.0	1043	915	610. What precise steps have you taken to reach "country of stay"? Applied for a scholarship
32	q610_d	Step: Obtained a scholarship	discrete	numeric-16.0	1043	915	610. What precise steps have you taken to reach "country of stay"? Obtained a scholarship
33	q610_e	Step: Requested a housing/ accommodation certificate	discrete	numeric-16.0	1043	915	610. What precise steps have you taken to reach "country of stay"? Requested a housing certificate, an accommodation certificate
34	q610_f	Step: Obtained a housing/ accommodation certificate	discrete	numeric-16.0	1043	915	610. What precise steps have you taken to reach "country of stay"? Obtained a housing certificate, an accommodation certificate
35	q610_g	Step: Applied for documents	discrete	numeric-16.0	1043	915	610. What precise steps have you taken to reach "country of stay"? Applied for documents
36	q610_h	Step: Obtained documents	discrete	numeric-16.0	1043	915	610. What precise steps have you taken to reach "country of stay"? Obtained documents
37	q610_i	Step: Saved money	discrete	numeric-16.0	1043	915	610. What precise steps have you taken to reach "country of stay"? Saved money
38	q610_j	Step: Green card lottery	discrete	numeric-16.0	1043	915	610. What precise steps have you taken to reach "country of stay"? Participated in the Green Card lottery
39	q610_k	Step: Other	discrete	numeric-16.0	1043	915	610. What precise steps have you taken to reach "country of stay"? Other
40	q610_l	Step: Nothing	discrete	numeric-16.0	1043	915	610. What precise steps have you taken to reach "country of stay"? Nothing at all
41	q610_NR	Step: No answer	discrete	numeric-16.0	1043	915	610. What precise steps have you taken to reach "country of stay"? No answer
42	q610_1	Specify applied documents	discrete	character-2	0	3	610. What precise steps have you taken to reach "country of stay"? Applied for documents => Specify which ones
43	q610_2	Specify obtained documents	discrete	character-47	10	0	610. What precise steps have you taken to reach "country of stay"? Obtained documents => Specify which ones
44	q610_3	Specify other step	discrete	character-1	0	0	610. What precise steps have you taken to reach "country of stay"? Other => Specify
45	q611	In which year did you initiate these first steps	discrete	numeric-40.0	857	1101	611. In which year did you initiate these first steps?
46	q612	At the beginning for how long did you plan to stay (in years)	continuous	numeric-17.0	592	1366	612. At the beginning, for how long did you plan to stay in "country of stay"? Years
47	q612_1	At the beginning for how long did you plan to stay (in months)	continuous	numeric-16.0	583	1375	612. At the beginning, for how long did you plan to stay in "country of stay"? Months

File gh_qb_migration							
#	Name	Label	Type	Format	Valid	Invalid	Question
48	q612_2	At the beginning for how long did you plan to stay (in weeks)	continuous	numeric-16.0	583	1375	612. At the beginning, for how long did you plan to stay in "country of stay"? Weeks
49	q612_3	At the beginning for how long did you plan to stay (in days)	continuous	numeric-16.0	585	1373	612. At the beginning, for how long did you plan to stay in "country of stay"? Days
50	q612_4	At the beginning for how long did you plan to stay (permanently)	discrete	numeric-16.0	1025	933	612. At the beginning, for how long did you plan to stay in "country of stay"? Permanently
51	q613	For how long did you stay in the end (in months)	continuous	numeric-16.0	78	1880	613. And for how long did you stay in the end? Months
52	q613_1	For how long did you stay in the end (in weeks)	continuous	numeric-16.0	77	1881	613. And for how long did you stay in the end? Weeks
53	q613_2	For how long did you stay in the end (in days)	continuous	numeric-16.0	79	1879	613. And for how long did you stay in the end? Days
54	q614	Would you tell me if you had during your stay	discrete	character-3	87	4	614. Being able to live in a country often depends on the type of documents one has. Would you tell me if you had during your stay in "country of stay"... Multiple answers
55	q614_1	Would you tell me if you had during your stay a visa	discrete	numeric-17.0	91	1867	614. Being able to live in a country often depends on the type of documents one has. Would you tell me if you had during your stay in "country of stay"... A short-stay visa (until 3 months)
56	q614_2	Would you tell me if you had during your stay a residence permit	discrete	numeric-17.0	91	1867	614. Being able to live in a country often depends on the type of documents one has. Would you tell me if you had during your stay in "country of stay"... A long-stay visa (more than 3 months) or a residence permit (residence card, refugee card...)
57	q614_3	Would you tell me if during your stay you didn't need any visa or permit	discrete	numeric-17.0	91	1867	614. Being able to live in a country often depends on the type of documents one has. Would you tell me if you had during your stay in "country of stay"... You didn't need any visa or permit
58	q614_4	Would you tell me if during your stay you didn't have any permit	discrete	numeric-17.0	91	1867	614. Being able to live in a country often depends on the type of documents one has. Would you tell me if you had during your stay in "country of stay"... You didn't have any permit
59	q614_5	Would you tell me if you had during your stay... Different situation	discrete	numeric-17.0	91	1867	614. Being able to live in a country often depends on the type of documents one has. Would you tell me if you had during your stay in "country of stay"... Other type of documents
60	q614_6	Would you tell me if during your stay you were an asylum seeker	discrete	numeric-17.0	91	1867	614. Being able to live in a country often depends on the type of documents one has. Would you tell me if you had during your stay in "country of stay"... An asylum claim
61	q614_NR	Would you tell me if you had during your stay... No answer	discrete	numeric-17.0	91	1867	614. Being able to live in a country often depends on the type of documents one has. Would you tell me if you had during your stay in "country of stay"... No answer

File gh_qb_migration							
#	Name	Label	Type	Format	Valid	Invalid	Question
62	q614_a	Specify the different situation	discrete	character-50	9	0	614. Being able to live in a country often depends on the type of documents one has. Would you tell me if you had during your stay in "country of stay"... Other type of documents => Specify
63	q615	Which means of transportation did you use to go to	discrete	character-3	1021	16	615. Which means of transportation did you use to go to "country of stay"? Multiple answers
64	q615_1	Means of transportation: Plane	discrete	numeric-16.0	1043	915	615. Which means of transportation did you use to go to "country of stay"? Plane
65	q615_2	Means of transportation: Bus/ train	discrete	numeric-16.0	1043	915	615. Which means of transportation did you use to go to "country of stay"? Bus / Train
66	q615_3	Means of transportation: Car	discrete	numeric-16.0	1043	915	615. Which means of transportation did you use to go to "country of stay"? Car / Truck / Van
67	q615_4	Means of transportation: Ship	discrete	numeric-16.0	1043	915	615. Which means of transportation did you use to go to "country of stay"? Ship
68	q615_5	Means of transportation: Pirogue/patera	discrete	numeric-16.0	1043	915	615. Which means of transportation did you use to go to "country of stay"? Small boat (Pirogue, patera...)
69	q615_6	Means of transportation: Other	discrete	numeric-16.0	1043	915	615. Which means of transportation did you use to go to "country of stay"? Other
70	q615_NR	Means of transportation: No answer	discrete	numeric-16.0	1043	915	615. Which means of transportation did you use to go to "country of stay"? No answer
71	q615_a	Specify the other mean of transportation	discrete	character-19	2	0	615. Which means of transportation did you use to go to "country of stay"? Other => Specify
72	q616	You have travelled	discrete	character-11	1031	9	616. You have travelled... Multiple answers
73	q616_0	Travelled alone	discrete	numeric-9.0	1043	915	616. You have travelled... Alone
74	q616_1	Travelled with father	discrete	numeric-16.0	1043	915	616. You have travelled... With your father
75	q616_2	Travelled with mother	discrete	numeric-16.0	1043	915	616. You have travelled... With your mother
76	q616_3	Travelled with partner(s)	discrete	numeric-16.0	1043	915	616. You have travelled... With your partner(s)
77	q616_4	Travelled with brother(s)	discrete	numeric-16.0	1043	915	616. You have travelled... With one or several brothers
78	q616_5	Travelled with sister(s)	discrete	numeric-16.0	1043	915	616. You have travelled... With one or several sisters
79	q616_6	Travelled with son(s)	discrete	numeric-16.0	1043	915	616. You have travelled... With your son(s)
80	q616_7	Travelled with daughter(s)	discrete	numeric-16.0	1043	915	616. You have travelled... With your daughter(s)
81	q616_8	Travelled with another relative	discrete	numeric-16.0	1043	915	616. You have travelled... With another relative
82	q616_9	Travelled with an official delegation	discrete	numeric-16.0	1043	915	616. You have travelled... With an official delegation

File gh_qb_migration							
#	Name	Label	Type	Format	Valid	Invalid	Question
83	q616_10	Travelled with musicians, sport team	discrete	numeric-16.0	1043	915	616. You have travelled... With a group of artists (musicians...), a sports team
84	q616_11	Travelled with friend(s)	discrete	numeric-16.0	1043	915	616. You have travelled... With one or several friends
85	q616_12	Travelled with smuggler	discrete	numeric-16.0	1043	915	616. You have travelled... With a smuggler
86	q616_13	Travelled with somebody else	discrete	numeric-16.0	1043	915	616. You have travelled... With somebody else
87	q616_NR	Travelled with no answer	discrete	numeric-16.0	1043	915	616. You have travelled... No answer
88	q617	Who decided about your trip/migration	discrete	character-14	1030	13	617. Who decided about your trip/migration? Multiple answers
89	q617_0	Decision alone	discrete	numeric-16.0	1043	915	617. Who decided about your trip/migration? Yourself
90	q617_1	Decision father	discrete	numeric-16.0	1043	915	617. Who decided about your trip/migration? Your father
91	q617_2	Decision mother	discrete	numeric-16.0	1043	915	617. Who decided about your trip/migration? Your mother
92	q617_3	Decision partner(s)	discrete	numeric-16.0	1043	915	617. Who decided about your trip/migration? Your partner
93	q617_4	Decision brother(s)	discrete	numeric-16.0	1043	915	617. Who decided about your trip/migration? One or several brothers
94	q617_5	Decision sister(s)	discrete	numeric-16.0	1043	915	617. Who decided about your trip/migration? One or several sisters
95	q617_6	Decision son(s)	discrete	numeric-16.0	1043	915	617. Who decided about your trip/migration? One or several of your son(s)
96	q617_7	Decision daughter(s)	discrete	numeric-16.0	1043	915	617. Who decided about your trip/migration? One or several of your daughter(s)
97	q617_8	Decision another relative	discrete	numeric-16.0	1043	915	617. Who decided about your trip/migration? Another relative
98	q617_9	Decision employer	discrete	numeric-16.0	1043	915	617. Who decided about your trip/migration? Your employer
99	q617_10	Decision other	discrete	numeric-16.0	1043	915	617. Who decided about your trip/migration? Other
100	q617_NR	Decision no answer	discrete	numeric-16.0	1043	915	617. Who decided about your trip/migration? No answer
101	q617_a	Specify the decision by other relative	discrete	character-48	107	6	617. Who decided about your trip/migration? Another relative => Specify
102	q618	Decision: Are they people who lived outside Ghana and whom we talked about before?	discrete	numeric-17.0	479	1479	618. Are the people you just mentioned, people who lived outside Ghana and whom we talked about before?
103	q618_a	Decision: Migrant code 1	discrete	numeric-8.0	354	1604	618. Are the people you just mentioned, people who lived outside Ghana and whom we talked about before? Migrant code 1
104	q618_b	Decision: Migrant code 2	discrete	numeric-8.0	61	1897	618. Are the people you just mentioned, people who lived outside Ghana and whom we talked about before? Migrant code 2

File gh_qb_migration							
#	Name	Label	Type	Format	Valid	Invalid	Question
105	q618_c	Decision: Migrant code 3	discrete	numeric-8.0	22	1936	618. Are the people you just mentioned, people who lived outside Ghana and whom we talked about before? Migrant code 3
106	q618_d	Decision: Migrant code 4	discrete	numeric-8.0	8	1950	618. Are the people you just mentioned, people who lived outside Ghana and whom we talked about before? Migrant code 4
107	q619	Who contributed to finance your migration	discrete	character-14	1012	31	619. And who contributed to finance your migration? Multiple answers
108	q619_0	Finance alone	discrete	numeric-9.0	1043	915	619. And who contributed to finance your migration? Yourself
109	q619_1	Finance from father	discrete	numeric-16.0	1043	915	619. And who contributed to finance your migration? Your father
110	q619_2	Finance from mother	discrete	numeric-16.0	1043	915	619. And who contributed to finance your migration? Your mother
111	q619_3	Finance from partner(s)	discrete	numeric-16.0	1043	915	619. And who contributed to finance your migration? Your partner
112	q619_4	Finance from brother(s)	discrete	numeric-16.0	1043	915	619. And who contributed to finance your migration? One or several brothers
113	q619_5	Finance from sister(s)	discrete	numeric-16.0	1043	915	619. And who contributed to finance your migration? One or several sisters
114	q619_6	Finance from son(s)	discrete	numeric-16.0	1043	915	619. And who contributed to finance your migration? One or several of your son(s)
115	q619_7	Finance from daughter(s)	discrete	numeric-16.0	1043	915	619. And who contributed to finance your migration? One or several of your daughter(s)
116	q619_8	Finance from another relative	discrete	numeric-16.0	1043	915	619. And who contributed to finance your migration? Another relative
117	q619_9	Finance from employer/ school/university	discrete	numeric-16.0	1043	915	619. And who contributed to finance your migration? Your employer, school, university, a funding body
118	q619_10	Finance from friend(s)	discrete	numeric-16.0	1043	915	619. And who contributed to finance your migration? A friend
119	q619_11	Finance from a church	discrete	numeric-16.0	1043	915	619. And who contributed to finance your migration? A marabout / a church
120	q619_12	Finance from somebody else	discrete	numeric-16.0	1043	915	619. And who contributed to finance your migration? Somebody else
121	q619_NR	Finance from no answer	discrete	numeric-16.0	1043	915	619. And who contributed to finance your migration? No answer
122	q619_a	Specify the finance from other relative	discrete	character-18	34	33	619. And who contributed to finance your migration? Another relative => Specify
123	q619_b	Specify the finance from somebody else	discrete	character-35	22	0	619. And who contributed to finance your migration? Somebody else => Specify
124	q620	Finance: Are they people who lived outside Ghana and whom we talked about before?	discrete	numeric-17.0	555	1403	620. Are the people you just mentioned people who lived outside Ghana and whom we talked about before?

File gh_qb_migration							
#	Name	Label	Type	Format	Valid	Invalid	Question
125	q620_a	Finance: Migrant code 1	discrete	numeric-8.0	365	1593	620. Are the people you just mentioned people who lived outside Ghana and whom we talked about before? Migrant code 1
126	q620_b	Finance: Migrant code 2	discrete	numeric-8.0	68	1890	620. Are the people you just mentioned people who lived outside Ghana and whom we talked about before? Migrant code 2
127	q620_c	Finance: Migrant code 3	discrete	numeric-8.0	19	1939	620. Are the people you just mentioned people who lived outside Ghana and whom we talked about before? Migrant code 3
128	q620_d	Finance: Migrant code 4	discrete	numeric-8.0	12	1946	620. Are the people you just mentioned people who lived outside Ghana and whom we talked about before? Migrant code 4
129	q621	Able to speak the official language	discrete	numeric-22.0	1026	932	621. When you arrived in "country of stay", would you say that you were able to speak the official language...
130	q622	Language course	discrete	numeric-17.0	923	1035	622. Did you follow any language course to improve your proficiency of the official language during your stay in this country?
131	q623	Did any of your children receive state education	discrete	numeric-17.0	697	1261	623. Did any of your children receive state/public education during your stay in "country of stay"?
132	q624	Did you or a member of your family receive subsidized health care	discrete	numeric-17.0	925	1033	624. Did you or a member of your family receive subsidized health care?
133	q625	Monetary or in-kind donations to help the inhabitants	discrete	numeric-17.0	929	1029	625. While you lived in "country of stay", did you make any monetary or in-kind donations to help the inhabitants of one or several villages / towns in Ghana, e.g. to build facilities or to help buying medicines or seeds...?
134	q626_1	Village/town 1	discrete	character-31	124	2	626. For which villages / towns did you make the donations? Please indicate if there are several. Village/town 1
135	q626_2	Village/town 2	discrete	character-23	46	0	626. For which villages / towns did you make the donations? Please indicate if there are several. Village/town 2
136	q626_3	Village/town 3	discrete	character-11	13	0	626. For which villages / towns did you make the donations? Please indicate if there are several. Village/town 3
137	q627_1	District of these villages/ towns 1	discrete	numeric-28.0	120	1838	627. In which district are these villages/ towns located? District 1
138	q627_2	District of these villages/ towns 2	discrete	numeric-28.0	44	1914	627. In which district are these villages/ towns located? District 2
139	q627_3	District of these villages/ towns 3	discrete	numeric-28.0	13	1945	627. In which district are these villages/ towns located? District 3
140	q628_1	Did you contributed to building... answer 1	discrete	numeric-33.0	124	1834	628. Did you contribute to building... Answer 1
141	q628_2	Did you contributed to building... answer 2	discrete	numeric-33.0	57	1901	628. Did you contribute to building... Answer 2

File gh_qb_migration							
#	Name	Label	Type	Format	Valid	Invalid	Question
142	q628_3	Did you contributed to building... answer 3	discrete	numeric-33.0	28	1930	628. Did you contribute to building... Answer 3
143	q628_4	Did you contributed to building... answer 4	discrete	numeric-33.0	8	1950	628. Did you contribute to building... Answer 4
144	q628_a	Support: specify something else	discrete	character-48	35	1	628. Did you contribute to building... Something else => Specify
145	q629_1	Did you make donations to supply... answer 1	discrete	numeric-25.0	122	1836	629. And did you make donations to supply... Answer 1
146	q629_2	Did you make donations to supply... answer 2	discrete	numeric-25.0	56	1902	629. And did you make donations to supply... Answer 2
147	q629_3	Did you make donations to supply... answer 3	discrete	numeric-25.0	27	1931	629. And did you make donations to supply... Answer 3
148	q629_4	Did you make donations to supply... answer 4	discrete	numeric-25.0	9	1949	629. And did you make donations to supply... Answer 4
149	q629_a	Donation: specify something else	discrete	character-59	46	1	629. And did you make donations to supply... Something else => Specify
150	flag_age	Less than 25 years and more than 75 years	discrete	numeric-16.0	1958	0	-
151	flag_arr_..	First migration in Europe before 18	discrete	numeric-16.0	1958	0	-
152	weight_eur	Weighting normalized on the 3 european countries	continuous	numeric-9.2	624	1334	-
153	weight_all	Weighting normalized on the 4 countries	continuous	numeric-9.2	1958	0	-
154	weight_c_..	Weighting normalized by country	continuous	numeric-9.2	1958	0	-

File gh_qb_return							
#	Name	Label	Type	Format	Valid	Invalid	Question
1	ident	Biographic individual identifier	discrete	character-8	1717	0	-
2	id_country	Country of the survey	discrete	character-1	1717	0	-
3	n_menage	ID of the HH	continuous	numeric-10.0	370	1347	-
4	n_indiv	ID of the individual in the HH	continuous	numeric-10.0	1292	425	-
5	num_dr	DR number	continuous	numeric-10.0	1227	490	-
6	strata_a_..	Strata - DR level	discrete	numeric-9.0	1272	445	-
7	strata_hh	Strata - household level	discrete	numeric-32.0	1272	445	-
8	strata_ind	Strata - individual level	discrete	numeric-21.0	1264	453	-
9	num_sr	Return number	discrete	numeric-8.0	417	1300	-
10	q1	Sex	discrete	numeric-17.0	1717	0	Q1. The respondent is:
11	q1a	Year of birth	discrete	numeric-17.0	1717	0	Q1A. To start with, and to help us to set a time scale, could you tell me in which year you were born (or your age as at last birthday)? Year of birth
12	age_survey	Age at survey	continuous	numeric-9.0	1717	0	Q1A. To start with, and to help us to set a time scale, could you tell me in which

File gh_qb_return							
#	Name	Label	Type	Format	Valid	Invalid	Question
							year you were born (or your age as at last birthday)? Age
13	q18	Which is the last school year you attended	discrete	numeric-40.0	1697	20	Q18. Let's talk about your studies: Which is the last school year you attended?
14	q701d	Start year of the return to Ghana	discrete	numeric-17.0	417	1300	701D - 701F. START and END years of the return to Ghana Start year
15	q701f	End year of the return to Ghana	discrete	numeric-17.0	95	1622	701D - 701F. START and END years of the return to Ghana End year
16	q702	Country which Ego came from	discrete	numeric-40.0	417	1300	702. From which country did you come?
17	q703	Kind of return	discrete	numeric-40.0	417	1300	703. Was it...
18	q704_1	For how long did you stay (in months)	continuous	numeric-8.0	13	1704	704. For how long did you stay in Ghana? In months
19	q704_2	For how long did you stay (in weeks)	continuous	numeric-8.0	13	1704	704. For how long did you stay in Ghana? In weeks
20	q704_3	For how long did you stay (in days)	continuous	numeric-8.0	13	1704	704. For how long did you stay in Ghana? In days
21	q705_1	When you arrived back, for how long did you intend to stay (in years)	continuous	numeric-17.0	70	1647	705. When you arrived back in Ghana, for how long did you intend to stay? In years
22	q705_2	When you arrived back, for how long did you intend to stay (in months)	continuous	numeric-8.0	70	1647	705. When you arrived back in Ghana, for how long did you intend to stay? In months
23	q705_3	When you arrived back, for how long did you intend to stay (in weeks)	continuous	numeric-8.0	70	1647	705. When you arrived back in Ghana, for how long did you intend to stay? In weeks
24	q705_4	When you arrived back, for how long did you intend to stay (in days)	continuous	numeric-8.0	70	1647	705. When you arrived back in Ghana, for how long did you intend to stay? In days
25	q705_5	When you arrived back, for how long did you intend to stay (permanently)	discrete	numeric-18.0	417	1300	705. When you arrived back in Ghana, for how long did you intend to stay? Permanently
26	q705_6	When you arrived back, for how long did you intend to stay (other)	discrete	character-49	4	0	705. When you arrived back in Ghana, for how long did you intend to stay? Other
27	q706	For what reasons did you return to live in Ghana	discrete	character-166	417	-	706. For what reasons did you return to live in Ghana?
28	q706c2	Reasons for return coded level 2	discrete	numeric-40.0	402	1315	-
29	q706c1	Reasons for return coded level 1	discrete	numeric-40.0	402	1315	-
30	q707	With whom did you return	discrete	character-8	411	6	707. With whom did you return: Multiple answers
31	q707_0	Return alone	discrete	numeric-16.0	417	1300	707. With whom did you return: Alone
32	q707_1	Return with father	discrete	numeric-16.0	417	1300	707. With whom did you return: Your father
33	q707_2	Return with mother	discrete	numeric-16.0	417	1300	707. With whom did you return: Your mother
34	q707_3	Return with partner	discrete	numeric-16.0	417	1300	707. With whom did you return: Your partner

File gh_qb_return							
#	Name	Label	Type	Format	Valid	Invalid	Question
35	q707_4	Return with brother(s)	discrete	numeric-16.0	417	1300	707. With whom did you return: One or several brothers
36	q707_5	Return with sister(s)	discrete	numeric-16.0	417	1300	707. With whom did you return: One or several sisters
37	q707_6	Return with son(s)	discrete	numeric-16.0	417	1300	707. With whom did you return: One or several of your son(s)
38	q707_7	Return with daughter(s)	discrete	numeric-16.0	417	1300	707. With whom did you return: One or several of your daughter(s)
39	q707_8	Return with another relative	discrete	numeric-16.0	417	1300	707. With whom did you return: Another relative
40	q707_9	Return with friend(s)	discrete	numeric-16.0	417	1300	707. With whom did you return: One or several friends
41	q707_10	Return with other	discrete	numeric-16.0	417	1300	707. With whom did you return: Other
42	q707_NR	Return with no answer	discrete	numeric-16.0	417	1300	707. With whom did you return: No answer
43	q707_a	Specify the return with another relative	discrete	character-32	8	1	707. With whom did you return: Another relative => Specify
44	q707_b	Specify the return with other	discrete	character-32	16	2	707. With whom did you return: Other => Specify
45	q708	Which persons decided about your return	discrete	character-11	402	15	708. Which persons decided about your return: Multiple answers
46	q708_0	Decision alone	discrete	numeric-16.0	417	1300	708. Which persons decided about your return: Yourself
47	q708_1	Decision from father	discrete	numeric-16.0	417	1300	708. Which persons decided about your return: Your father
48	q708_2	Decision from mother	discrete	numeric-16.0	417	1300	708. Which persons decided about your return: Your mother
49	q708_3	Decision from partner	discrete	numeric-16.0	417	1300	708. Which persons decided about your return: Your partner
50	q708_4	Decision from brother(s)	discrete	numeric-16.0	417	1300	708. Which persons decided about your return: One or several brothers
51	q708_5	Decision from sister(s)	discrete	numeric-16.0	417	1300	708. Which persons decided about your return: One or several sisters
52	q708_6	Decision from son(s)	discrete	numeric-16.0	417	1300	708. Which persons decided about your return: One or several of your son(s)
53	q708_7	Decision from daughter(s)	discrete	numeric-16.0	417	1300	708. Which persons decided about your return: One or several of your daughter(s)
54	q708_8	Decision from another relative	discrete	numeric-16.0	417	1300	708. Which persons decided about your return: Another relative
55	q708_9	Decision from employer	discrete	numeric-16.0	417	1300	708. Which persons decided about your return: Your employer
56	q708_10	Decision from the country where you lived	discrete	numeric-16.0	417	1300	708. Which persons decided about your return: The authorities of the country where you lived
57	q708_11	Decision from other	discrete	numeric-16.0	417	1300	708. Which persons decided about your return: Other
58	q708_NR	Decision from no answer	discrete	numeric-16.0	417	1300	708. Which persons decided about your return: No answer

File gh_qb_return							
#	Name	Label	Type	Format	Valid	Invalid	Question
59	q708_a	Specify the decision from another relative	discrete	character-21	8	1	708. Which persons decided about your return: Another relative => Specify
60	q708_b	Specify the decision from other	discrete	character-19	4	0	708. Which persons decided about your return: Other => Specify
61	q709	Are they people who lived outside Ghana and whom we talked about before	discrete	numeric-17.0	111	1606	709. Are these persons of your family or personal network who live or lived outside Ghana and about whom we talked before?
62	q709_a	Migrant code 1	discrete	numeric-8.0	69	1648	709. Are these persons of your family or personal network who live or lived outside Ghana and about whom we talked before? Migrant code 1
63	q709_b	Migrant code 2	discrete	numeric-8.0	6	1711	709. Are these persons of your family or personal network who live or lived outside Ghana and about whom we talked before? Migrant code 2
64	q709_c	Migrant code 3	discrete	numeric-8.0	2	1715	709. Are these persons of your family or personal network who live or lived outside Ghana and about whom we talked before? Migrant code 3
65	q710	How would you qualify this return to Ghana	discrete	numeric-40.0	367	1350	710. How would you qualify this return to Ghana?
66	q711	Could you give me the reason for this	discrete	character-50	347	70	711. Could you please give me the reason for this?
67	q711c1	Return coded level 1	discrete	numeric-25.0	328	1389	-
68	q711c2	Return coded level 2	discrete	numeric-40.0	328	1389	-
69	q711c3	Return coded level 3	discrete	numeric-40.0	328	1389	-
70	flag_age	Less than 25 years and more than 75 years	discrete	numeric-16.0	1717	0	-
71	flag_arr_..	First migration in Europe before 18	discrete	numeric-16.0	1717	0	-
72	weight_eur	Weighting normalized on the 3 european countries	continuous	numeric-9.2	425	1292	-
73	weight_all	Weighting normalized on the 4 countries	continuous	numeric-9.2	1717	0	-
74	weight_c_..	Weighting normalized by country	continuous	numeric-9.2	1717	0	-

File gh_qb_network							
#	Name	Label	Type	Format	Valid	Invalid	Question
1	ident	Biographic individual identifier	discrete	character-8	6429	0	-
2	id_country	Country of the survey	discrete	character-1	6429	0	-
3	n_menage	ID of the HH	continuous	numeric-10.0	3047	3382	-
4	n_indiv	ID of the individual in the HH	continuous	numeric-10.0	3464	2965	-
5	num_dr	DR number	continuous	numeric-10.0	3352	3077	-
6	strata_a_..	Strata - DR level	discrete	numeric-9.0	3407	3022	-

File gh_qb_network							
#	Name	Label	Type	Format	Valid	Invalid	Question
7	strata_hh	Strata - household level	discrete	numeric-32.0	3407	3022	-
8	strata_ind	Strata - individual level	discrete	numeric-21.0	3377	3052	-
9	num_net	Number of migrant	discrete	numeric-9.0	5994	435	-
10	num_netmig	Number of migrant's migration	discrete	numeric-9.0	5994	435	-
11	id_net	ID of migrant	discrete	character-12	5994	0	-
12	id_netmig	ID of migrant's migration	discrete	character-13	5994	0	-
13	id_uni	Union ID	discrete	character-12	5994	0	-
14	id_enf	Children ID	discrete	character-12	5994	0	-
15	q1	Sex	discrete	numeric-17.0	6429	0	Q1. The respondent is:
16	q1a	Year of birth	discrete	numeric-17.0	6429	0	Q1A. To start with, and to help us to set a time scale, could you tell me in which year you were born (or your age as at last birthday)? Year of birth
17	age_survey	Age at survey	continuous	numeric-9.0	6429	0	Q1A. To start with, and to help us to set a time scale, could you tell me in which year you were born (or your age as at last birthday)? Age
18	q18	Which is the last school year you attended	discrete	numeric-40.0	6371	58	Q18. Let's talk about your studies: Which is the last school year you attended?
19	q901	Link with Ego	discrete	numeric-20.0	5970	459	901. Relationship: the person is Ego's...
20	q901c	Number of partner/spouse	discrete	numeric-17.0	1173	5256	901. Relationship: the person is Ego's... Number of partner (Q101)
21	q901e	Number of child	discrete	numeric-10.0	930	5499	901. Relationship: the person is Ego's... Number of child (Q202)
22	q901a	Specify the other relative	discrete	character-14	27	0	901. Relationship: the person is Ego's... Other relative => Specify
23	q901b	Specify other	discrete	character-39	15	0	901. Relationship: the person is Ego's... Other => Specify
24	q902	Sex of the migrant	discrete	numeric-17.0	5936	493	902. Sex:
25	q903c	Year in which they met	discrete	numeric-17.0	1446	4983	903C. Year in which they met
26	q903d	Year of death	discrete	numeric-17.0	294	6135	903D. Year of death
27	country	Country of migration	discrete	numeric-20.0	5952	477	904/5/6/7/8/9. Country 1/2/3/4/5/6
28	q904d	Beginning year of the migration	discrete	numeric-17.0	5899	530	904/5/6/7/8/9D - 904/5/6/7/8/9F. Start and end year of the stay in "Country 1/2/3/4/5/6" Start year
29	q904f	Ending year of the migration	discrete	numeric-9.0	1914	4515	904/5/6/7/8/9D - 904/5/6/7/8/9F. Start and end year of the stay in "Country 1/2/3/4/5/6" End year
30	flag_age	Less than 25 years and more than 75 years	discrete	numeric-16.0	6429	0	-
31	flag_arr_.	First migration in Europe before 18	discrete	numeric-16.0	6429	0	-
32	weight_eur	Weighting normalized on the 3 european countries	continuous	numeric-9.2	2965	3464	-
33	weight_all	Weighting normalized on the 4 countries	continuous	numeric-9.2	6429	0	-

File gh_qb_network							
#	Name	Label	Type	Format	Valid	Invalid	Question
34	weight_c..	Weighting normalized by country	continuous	numeric-9.2	6429	0	-

File gh_qb_short_return							
#	Name	Label	Type	Format	Valid	Invalid	Question
1	ident	Biographic individual identifier	discrete	character-8	2263	0	-
2	id_country	Country of the survey	discrete	character-1	2263	0	-
3	n_menage	ID of the HH	continuous	numeric-10.0	198	2065	-
4	n_indiv	ID of the individual in the HH	continuous	numeric-10.0	1365	898	-
5	num_dr	DR number	continuous	numeric-10.0	1302	961	-
6	strata_a..	Strata - DR level	discrete	numeric-9.0	1347	916	-
7	strata_hh	Strata - household level	discrete	numeric-32.0	1347	916	-
8	strata_ind	Strata - individual level	discrete	numeric-21.0	1339	924	-
9	num_sh_ret	Number of the short return	discrete	numeric-9.0	933	1330	-
10	q1	Sex	discrete	numeric-17.0	2263	0	Q1. The respondent is:
11	q1a	Year of birth	discrete	numeric-17.0	2263	0	Q1A. To start with, and to help us to set a time scale, could you tell me in which year you were born (or your age as at last birthday)? Year of birth
12	age_survey	Age at survey	continuous	numeric-9.0	2263	0	Q1A. To start with, and to help us to set a time scale, could you tell me in which year you were born (or your age as at last birthday)? Age
13	q18	Which is the last school year you attended	discrete	numeric-40.0	2245	18	Q18. Let's talk about your studies: Which is the last school year you attended?
14	q1000d	Start year return	discrete	numeric-17.0	933	1330	1001/02/03/04/05/06/07/08/09/10/11/12/13/14/15/16/17/18/19/20/21/22/23/24/25/26/27/28/29/30/31/32/33/34/35/36/37/38/39/40/41/42/43/44/45/46/47/48/49/50/51/52/53/54/55/56/57/58/59/60/61/62/63/64/65/66/67/68/69/70/71/72/73/74/75/76/77/78/79/80/81/82/83/84/85/86/87/88/89/90/91/92/93/94/95/96/97/98/99/100/101/102/103/104/105/106/107/108/109/110/111/112/113/114/115/116/117/118/119/120/121/122/123/124/125/126/127/128/129/130/131/132/133/134/135/136/137/138/139/140/141/142/143/144/145/146/147/148/149/150/151/152/153/154/155/156/157/158/159/160/161/162/163/164/165/166/167/168/169/170/171/172/173/174/175/176/177/178/179/180/181/182/183/184/185/186/187/188/189/190/191/192/193/194/195/196/197/198/199/200/201/202/203/204/205/206/207/208/209/210/211/212/213/214/215/216/217/218/219/220/221/222/223/224/225/226/227/228/229/230/231/232/233/234/235/236/237/238/239/240/241/242/243/244/245/246/247/248/249/250/251/252/253/254/255/256/257/258/259/260/261/262/263/264/265/266/267/268/269/270/271/272/273/274/275/276/277/278/279/280/281/282/283/284/285/286/287/288/289/290/291/292/293/294/295/296/297/298/299/300/301/302/303/304/305/306/307/308/309/310/311/312/313/314/315/316/317/318/319/320/321/322/323/324/325/326/327/328/329/330/331/332/333/334/335/336/337/338/339/340/341/342/343/344/345/346/347/348/349/350/351/352/353/354/355/356/357/358/359/360/361/362/363/364/365/366/367/368/369/370/371/372/373/374/375/376/377/378/379/380/381/382/383/384/385/386/387/388/389/390/391/392/393/394/395/396/397/398/399/400/401/402/403/404/405/406/407/408/409/410/411/412/413/414/415/416/417/418/419/420/421/422/423/424/425/426/427/428/429/430/431/432/433/434/435/436/437/438/439/440/441/442/443/444/445/446/447/448/449/450/451/452/453/454/455/456/457/458/459/460/461/462/463/464/465/466/467/468/469/470/471/472/473/474/475/476/477/478/479/480/481/482/483/484/485/486/487/488/489/490/491/492/493/494/495/496/497/498/499/500/501/502/503/504/505/506/507/508/509/510/511/512/513/514/515/516/517/518/519/520/521/522/523/524/525/526/527/528/529/530/531/532/533/534/535/536/537/538/539/540/541/542/543/544/545/546/547/548/549/550/551/552/553/554/555/556/557/558/559/560/561/562/563/564/565/566/567/568/569/570/571/572/573/574/575/576/577/578/579/580/581/582/583/584/585/586/587/588/589/590/591/592/593/594/595/596/597/598/599/600/601/602/603/604/605/606/607/608/609/610/611/612/613/614/615/616/617/618/619/620/621/622/623/624/625/626/627/628/629/630/631/632/633/634/635/636/637/638/639/640/641/642/643/644/645/646/647/648/649/650/651/652/653/654/655/656/657/658/659/660/661/662/663/664/665/666/667/668/669/670/671/672/673/674/675/676/677/678/679/680/681/682/683/684/685/686/687/688/689/690/691/692/693/694/695/696/697/698/699/700/701/702/703/704/705/706/707/708/709/710/711/712/713/714/715/716/717/718/719/720/721/722/723/724/725/726/727/728/729/730/731/732/733/734/735/736/737/738/739/740/741/742/743/744/745/746/747/748/749/750/751/752/753/754/755/756/757/758/759/760/761/762/763/764/765/766/767/768/769/770/771/772/773/774/775/776/777/778/779/780/781/782/783/784/785/786/787/788/789/790/791/792/793/794/795/796/797/798/799/800/801/802/803/804/805/806/807/808/809/810/811/812/813/814/815/816/817/818/819/820/821/822/823/824/825/826/827/828/829/830/831/832/833/834/835/836/837/838/839/840/841/842/843/844/845/846/847/848/849/850/851/852/853/854/855/856/857/858/859/860/861/862/863/864/865/866/867/868/869/870/871/872/873/874/875/876/877/878/879/880/881/882/883/884/885/886/887/888/889/890/891/892/893/894/895/896/897/898/899/900/901/902/903/904/905/906/907/908/909/910/911/912/913/914/915/916/917/918/919/920/921/922/923/924/925/926/927/928/929/930/931/932/933/934/935/936/937/938/939/940/941/942/943/944/945/946/947/948/949/950/951/952/953/954/955/956/957/958/959/960/961/962/963/964/965/966/967/968/969/970/971/972/973/974/975/976/977/978/979/980/981/982/983/984/985/986/987/988/989/990/991/992/993/994/995/996/997/998/999/1000/1001/1002/1003/1004/1005/1006/1007/1008/1009/1010/1011/1012/1013/1014/1015/1016/1017/1018/1019/1020/1021/1022/1023/1024/1025/1026/1027/1028/1029/1030/1031/1032/1033/1034/1035/1036/1037/1038/1039/1040/1041/1042/1043/1044/1045/1046/1047/1048/1049/1050/1051/1052/1053/1054/1055/1056/1057/1058/1059/1060/1061/1062/1063/1064/1065/1066/1067/1068/1069/1070/1071/1072/1073/1074/1075/1076/1077/1078/1079/1080/1081/1082/1083/1084/1085/1086/1087/1088/1089/1090/1091/1092/1093/1094/1095/1096/1097/1098/1099/1100/1101/1102/1103/1104/1105/1106/1107/1108/1109/1110/1111/1112/1113/1114/1115/1116/1117/1118/1119/1120/1121/1122/1123/1124/1125/1126/1127/1128/1129/1130/1131/1132/1133/1134/1135/1136/1137/1138/1139/1140/1141/1142/1143/1144/1145/1146/1147/1148/1149/1150/1151/1152/1153/1154/1155/1156/1157/1158/1159/1160/1161/1162/1163/1164/1165/1166/1167/1168/1169/1170/1171/1172/1173/1174/1175/1176/1177/1178/1179/1180/1181/1182/1183/1184/1185/1186/1187/1188/1189/1190/1191/1192/1193/1194/1195/1196/1197/1198/1199/1200/1201/1202/1203/1204/1205/1206/1207/1208/1209/1210/1211/1212/1213/1214/1215/1216/1217/1218/1219/1220/1221/1222/1223/1224/1225/1226/1227/1228/1229/1230/1231/1232/1233/1234/1235/1236/1237/1238/1239/1240/1241/1242/1243/1244/1245/1246/1247/1248/1249/1250/1251/1252/1253/1254/1255/1256/1257/1258/1259/1260/1261/1262/1263/1264/1265/1266/1267/1268/1269/1270/1271/1272/1273/1274/1275/1276/1277/1278/1279/1280/1281/1282/1283/1284/1285/1286/1287/1288/1289/1290/1291/1292/1293/1294/1295/1296/1297/1298/1299/1300/1301/1302/1303/1304/1305/1306/1307/1308/1309/1310/1311/1312/1313/1314/1315/1316/1317/1318/1319/1320/1321/1322/1323/1324/1325/1326/1327/1328/1329/1330/1331/1332/1333/1334/1335/1336/1337/1338/1339/1340/1341/1342/1343/1344/1345/1346/1347/1348/1349/1350/1351/1352/1353/1354/1355/1356/1357/1358/1359/1360/1361/1362/1363/1364/1365/1366/1367/1368/1369/1370/1371/1372/1373/1374/1375/1376/1377/1378/1379/1380/1381/1382/1383/1384/1385/1386/1387/1388/1389/1390/1391/1392/1393/1394/1395/1396/1397/1398/1399/1400/1401/1402/1403/1404/1405/1406/1407/1408/1409/1410/1411/1412/1413/1414/1415/1416/1417/1418/1419/1420/1421/1422/1423/1424/1425/1426/1427/1428/1429/1430/1431/1432/1433/1434/1435/1436/1437/1438/1439/1440/1441/1442/1443/1444/1445/1446/1447/1448/1449/1450/1451/1452/1453/1454/1455/1456/1457/1458/1459/1460/1461/1462/1463/1464/1465/1466/1467/1468/1469/1470/1471/1472/1473/1474/1475/1476/1477/1478/1479/1480/1481/1482/1483/1484/1485/1486/1487/1488/1489/1490/1491/1492/1493/1494/1495/1496/1497/1498/1499/1500/1501/1502/1503/1504/1505/1506/1507/1508/1509/1510/1511/1512/1513/1514/1515/1516/1517/1518/1519/1520/1521/1522/1523/1524/1525/1526/1527/1528/1529/1530/1531/1532/1533/1534/1535/1536/1537/1538/1539/1540/1541/1542/1543/1544/1545/1546/1547/1548/1549/1550/1551/1552/1553/1554/1555/1556/1557/1558/1559/1560/1561/1562/1563/1564/1565/1566/1567/1568/1569/1570/1571/1572/1573/1574/1575/1576/1577/1578/1579/1580/1581/1582/1583/1584/1585/1586/1587/1588/1589/1590/1591/1592/1593/1594/1595/1596/1597/1598/1599/1600/1601/1602/1603/1604/1605/1606/1607/1608/1609/1610/1611/1612/1613/1614/1615/1616/1617/1618/1619/1620/1621/1622/1623/1624/1625/1626/1627/1628/1629/1630/1631/1632/1633/1634/1635/1636/1637/1638/1639/1640/1641/1642/1643/1644/1645/1646/1647/1648/1649/1650/1651/1652/1653/1654/1655/1656/1657/1658/1659/1660/1661/1662/1663/1664/1665/1666/1667/1668/1669/1670/1671/1672/1673/1674/1675/1676/1677/1678/1679/1680/1681/1682/1683/1684/1685/1686/1687/1688/1689/1690/1691/1692/1693/1694/1695/1696/1697/1698/1699/1700/1701/1702/1703/1704/1705/1706/1707/1708/1709/1710/1711/1712/1713/1714/1715/1716/1717/1718/1719/1720/1721/1722/1723/1724/1725/1726/1727/1728/1729/1730/1731/1732/1733/1734/1735/1736/1737/1738/1739/1740/1741/1742/1743/1744/1745/1746/1747/1748/1749/1750/1751/1752/1753/1754/1755/1756/1757/1758/1759/1760/1761/1762/1763/1764/1765/1766/1767/1768/1769/1770/1771/1772/1773/1774/1775/1776/1777/1778/1779/1780/1781/1782/1783/1784/1785/1786/1787/1788/1789/1790/1791/1792/1793/1794/1795/1796/1797/1798/1799/1800/1801/1802/1803/1804/1805/1806/1807/1808/1809/1810/1811/1812/1813/1814/1815/1816/1817/1818/1819/1820/1821/1822/1823/1824/1825/1826/1827/1828/1829/1830/1831/1832/1833/1834/1835/1836/1837/1838/1839/1840/1841/1842/1843/1844/1845/1846/1847/1848/1849/1850/1851/1852/1853/1854/1855/1856/1857/1858/1859/1860/1861/1862/1863/1864/1865/1866/1867/1868/1869/1870/1871/1872/1873/1874/1875/1876/1877/1878/1879/1880/1881/1882/1883/1884/1885/1886/1887/1888/1889/1890/1891/1892/1893/1894/1895/1896/1897/1898/1899/1900/1901/1902/1903/1904/1905/1906/1907/1908/1909/1910/1911/1912/1913/1914/1915/1916/1917/1918/1919/1920/1921/1922/1923/1924/1925/1926/1927/1928/1929/1930/1931/1932/1933/1934/1935/1936/1937/1938/1939/1940/1941/1942/1943/1944/1945/1946/1947/1948/1949/1950/1951/1952/1953/1954/1955/1956/1957/1958/1959/1960/1961/1962/1963/1964/1965/1966/1967/1968/1969/1970/1971/1972/1973/1974/1975/1976/1977/1978/1979/1980/1981/1982/1983/1984/1985/1986/1987/1988/1989/1990/1991/1992/1993/1994/1995/1996/1997/1998/1999/2000/2001/2002/2003/2004/2005/2006/2007/2008/2009/2010/2011/2012/2013/2014/2015/2016/2017/2018/2019/2020/2021/2022/2023/2024/2025/2026/2027/2028/2029/2030/2031/2032/2033/2034/2035/2036/2037/2038/2039/2040/2041/2042/2043/2044/2045/2046/2047/2048/2049/2050/2051/2052/2053/2054/2055/2056/2057/2058/2059/2060/2061/2062/2063/2064/2065/2066/2067/2068/2069/2070/2071/2072/2073/2074/2075/2076/2077/2078/2079/2080/2081/2082/2083/2084/2085/2086/2087/2088/2089/2090/2091/2092/2093/2094/2095/2096/2097/2098/2099/2100/2101/2102/2103/2104/2105/2106/2107/2108/2109/2110/2111/2112/2113/2114/2115/2116/2117/2118/2119/2120/2121/2122/2123/2124/2125/2126/2127/2128/2129/2130/2131/2132/2133/2134/2135/2136/2137/2138/2139/2140/2141/2142/2143/2144/2145/2146/2147/2148/2149/2150/2151/2152/2153/2154/2155/2156/2157/2158/2159/2160/2161/2162/2163/2164/2165/2166/2167/2168/2169/2170/2171/2172/2173/2174/2175/2176/2177/2178/2179/2180/2181/2182/2183/2184/2185/2186/2187/2188/2189/2190/2191/2192/2193/2194/2195/2196/2197/2198/2199/2200/2201/2202/2203/2204/2205/2206/2207/2208/2209/2210/2211/2212/2213/2214/2215/2216/2217/2218/2219/2220/2221/2222/2223/2224/2225/2226/2227/2228/2229/2230/2231/2232/2233/2234/2235/2236/2237/2238/2239/2240/2241/2242/2243/2244/2245/2246/2247/2248/2249/2250/2251/2252/2253/2254/2255/2256/2257/2258/2259/2260/2261/2262/2263/2264/2265/2266/2267/2268/2269/2270/2271/2272/2273/2274/2275/2276/2277/2278/2279/2280/2281/2282/2283/2284/2285/2286/2287/2288/2289/2290/2291/2292/2293/2294/2295/2296/2297/2298/2299/2300/2301/2302/2303/2304/2305/2306/2307/2308/2309/2310/2311/2312/2313/2314/2315/2316/2317/2318/2319/2320/2321/2322/2323/2324/2325/2326/2327/2328/2329/2330/2331/2332/2333/2334/2335/2336/2337/2338/2339/2340/2341/2342/2343/2344/2345/2346/2347/2348/2349/2350/2351/2352/2353/2354/2355/2356/2357/2358/2359/2360/2361/2362/2363/2364/2365/2366/2367/2368/2369/2370/2371/2372/2373/2374/2375/2376/2377/2378/2379/2380/2381/23

File gh_qb_citizenship							
#	Name	Label	Type	Format	Valid	Invalid	Question
1	ident	Biographic individual identifier	discrete	character-8	1794	0	-
2	id_country	Country of the survey	discrete	character-1	1794	0	-
3	n_menage	ID of the HH	continuous	numeric-10.0	1191	603	-
4	n_indiv	ID of the individual in the HH	continuous	numeric-10.0	1191	603	-
5	num_dr	DR number	continuous	numeric-10.0	1191	603	-
6	strata_a..	Strata - DR level	discrete	numeric-9.0	1177	617	-
7	strata_hh	Strata - household level	discrete	numeric-32.0	1177	617	-
8	strata_ind	Strata - individual level	discrete	numeric-21.0	1172	622	-
9	num_nat	Number of the nationality period	continuous	numeric-9.0	1794	0	-
10	q1	Sex	discrete	numeric-17.0	1794	0	Q1. The respondent is:
11	q1a	Year of birth	discrete	numeric-17.0	1794	0	Q1A. To start with, and to help us to set a time scale, could you tell me in which year you were born (or your age as at last birthday)? Year of birth
12	age_survey	Age at survey	continuous	numeric-9.0	1794	0	Q1A. To start with, and to help us to set a time scale, could you tell me in which year you were born (or your age as at last birthday)? Age
13	q18	Which is the last school year you attended	discrete	numeric-40.0	1775	19	Q18. Let's talk about your studies: Which is the last school year you attended?
14	q1200d	Start year period	discrete	numeric-17.0	1794	0	1200/1/2/3D - 1200/1/2/3F. Nationality or nationalities by birth/1st change/2nd change/3rd change Start year
15	q1200f	End year period	discrete	numeric-17.0	181	1613	1200/1/2/3D - 1200/1/2/3F. Nationality or nationalities by birth/1st change/2nd change/3rd change End year
16	first_nat	Nationality 1	discrete	numeric-40.0	1793	1	1200/1/2/3N. Nationalities held Nationality 1
17	second_nat	Nationality 2	discrete	numeric-40.0	84	1710	1200/1/2/3N. Nationalities held Nationality 2
18	flag_age	Less than 25 years and more than 75 years	discrete	numeric-16.0	1794	0	-
19	flag_arr..	First migration in Europe before 18	discrete	numeric-16.0	1794	0	-
20	weight_eur	Weighting normalized on the 3 european countries	continuous	numeric-9.2	603	1191	-
21	weight_all	Weighting normalized on the 4 countries	continuous	numeric-9.2	1794	0	-
22	weight_c..	Weighting normalized by country	continuous	numeric-9.2	1794	0	-

File gh_qb_asylum							
#	Name	Label	Type	Format	Valid	Invalid	Question

File gh_qb_asylum							
#	Name	Label	Type	Format	Valid	Invalid	Question
1	ident	Biographic individual identifier	discrete	character-8	1673	0	-
2	id_country	Country of the survey	discrete	character-1	1673	0	-
3	n_menage	ID of the HH	continuous	numeric-10.0	3	1670	-
4	n_indiv	ID of the individual in the HH	continuous	numeric-10.0	1248	425	-
5	num_dr	DR number	continuous	numeric-10.0	1185	488	-
6	strata_a..	Strata - DR level	discrete	numeric-9.0	1230	443	-
7	strata_hh	Strata - household level	discrete	numeric-32.0	1230	443	-
8	strata_ind	Strata - individual level	discrete	numeric-21.0	1222	451	-
9	num_asyl	Number of the asylum request	discrete	numeric-9.0	21	1652	-
10	q1	Sex	discrete	numeric-17.0	1673	0	Q1. The respondent is:
11	q1a	Year of birth	discrete	numeric-17.0	1673	0	Q1A. To start with, and to help us to set a time scale, could you tell me in which year you were born (or your age as at last birthday)? Year of birth
12	age_survey	Age at survey	continuous	numeric-9.0	1673	0	Q1A. To start with, and to help us to set a time scale, could you tell me in which year you were born (or your age as at last birthday)? Age
13	q18	Which is the last school year you attended	discrete	numeric-40.0	1655	18	Q18. Let's talk about your studies: Which is the last school year you attended?
14	country	Country where asylum was sought	discrete	numeric-40.0	21	1652	1301/2/3/4P. Country where the 1st/2nd/3rd/4th application for asylum was sought
15	y_request	Year of application	discrete	numeric-17.0	21	1652	1301/2/3/4D. Year of application
16	y_obtain..	Year of obtaining	discrete	numeric-17.0	10	1663	1301/2/3/4O. Year when refugee status was obtained
17	y_refusal	Year of refusal	discrete	numeric-17.0	10	1663	1301/2/3/4R. Year when refugee status was denied
18	y_ending	Year of ending	discrete	numeric-17.0	9	1664	1301/2/3/4F. End year of refugee status
19	flag_age	Less than 25 years and more than 75 years	discrete	numeric-16.0	1673	0	-
20	flag_arr..	First migration in Europe before 18	discrete	numeric-16.0	1673	0	-
21	weight_eur	Weighting normalized on the 3 european countries	continuous	numeric-9.2	425	1248	-
22	weight_all	Weighting normalized on the 4 countries	continuous	numeric-9.2	1673	0	-
23	weight_c..	Weighting normalized by country	continuous	numeric-9.2	1673	0	-

File gh_qb_residence_permit							
#	Name	Label	Type	Format	Valid	Invalid	Question

File gh_qb_residence_permit							
#	Name	Label	Type	Format	Valid	Invalid	Question
1	ident	Biographic individual identifier	discrete	character-8	2380	0	-
2	id_country	Country of the survey	discrete	character-1	2370	0	-
3	n_menage	ID of the HH	continuous	numeric-10.0	351	2029	-
4	n_indiv	ID of the individual in the HH	continuous	numeric-10.0	1325	1055	-
5	num_dr	DR number	continuous	numeric-10.0	1262	1118	-
6	strata_a..	Strata - DR level	discrete	numeric-9.0	1307	1073	-
7	strata_hh	Strata - household level	discrete	numeric-32.0	1307	1073	-
8	strata_ind	Strata - individual level	discrete	numeric-21.0	1299	1081	-
9	num_rp	Residence permit number	discrete	numeric-9.0	1405	975	-
10	q1	Sex	discrete	numeric-17.0	2380	0	Q1. The respondent is:
11	q1a	Year of birth	discrete	numeric-17.0	2380	0	Q1A. To start with, and to help us to set a time scale, could you tell me in which year you were born (or your age as at last birthday)? Year of birth
12	age_survey	Age at survey	continuous	numeric-9.0	2380	0	Q1A. To start with, and to help us to set a time scale, could you tell me in which year you were born (or your age as at last birthday)? Age
13	q18	Which is the last school year you attended	discrete	numeric-40.0	2359	21	Q18. Let's talk about your studies: Which is the last school year you attended?
14	q1400d	Start year RP	discrete	numeric-17.0	1404	976	1411/12/13/14/15/16/17/18/19/20D - 1411/12/13/14/15/16/17/18/19/20F. 1st/2nd/3rd/4th/5th/6th/7th/8th/9th/10th period of residence permit Start year
15	q1400f	End year RP	discrete	numeric-17.0	1405	975	1411/12/13/14/15/16/17/18/19/20D - 1411/12/13/14/15/16/17/18/19/20F. 1st/2nd/3rd/4th/5th/6th/7th/8th/9th/10th period of residence permit End year
16	nnrp	No need for a residence permit	discrete	numeric-17.0	1389	991	1411/12/13/14/15/16/17/18/19/20. Residence status NNRP (No need for a residence permit)
17	v	Visa	discrete	numeric-17.0	1389	991	1411/12/13/14/15/16/17/18/19/20. Residence status V (Visa)
18	rp	Residence permit	discrete	numeric-17.0	1389	991	1411/12/13/14/15/16/17/18/19/20. Residence status RP (Residence permit)
19	np	No residence permit	discrete	numeric-17.0	1389	991	1411/12/13/14/15/16/17/18/19/20. Residence status NP (No residence permit)
20	statusb_rp	Other residence status	discrete	character-29	169	0	1411/12/13/14/15/16/17/18/19/20. Residence status Other
21	flag_age	Less than 25 years and more than 75 years	discrete	numeric-16.0	2380	0	-
22	flag_arr..	First migration in Europe before 18	discrete	numeric-16.0	2380	0	-
23	weight_eur	Weighting normalized on the 3 european countries	continuous	numeric-9.2	1055	1325	-

File gh_qb_residence_permit							
#	Name	Label	Type	Format	Valid	Invalid	Question
24	weight_all	Weighting normalized on the 4 countries	continuous	numeric-9.2	2380	0	-
25	weight_c..	Weighting normalized by country	continuous	numeric-9.2	2380	0	-

File gh_qb_work_permit							
#	Name	Label	Type	Format	Valid	Invalid	Question
1	ident	Biographic individual identifier	discrete	character-8	2334	0	-
2	id_country	Country of the survey	discrete	character-1	2325	0	-
3	n_menage	ID of the HH	continuous	numeric-10.0	342	1992	-
4	n_indiv	ID of the individual in the HH	continuous	numeric-10.0	1321	1013	-
5	num_dr	DR number	continuous	numeric-10.0	1258	1076	-
6	strata_a..	Strata - DR level	discrete	numeric-9.0	1303	1031	-
7	strata_hh	Strata - household level	discrete	numeric-32.0	1303	1031	-
8	strata_ind	Strata - individual level	discrete	numeric-21.0	1295	1039	-
9	num_wp	Work permit number	discrete	numeric-9.0	1354	980	-
10	q1	Sex	discrete	numeric-17.0	2334	0	Q1. The respondent is:
11	q1a	Year of birth	discrete	numeric-17.0	2334	0	Q1A. To start with, and to help us to set a time scale, could you tell me in which year you were born (or your age as at last birthday)? Year of birth
12	age_survey	Age at survey	continuous	numeric-9.0	2334	0	Q1A. To start with, and to help us to set a time scale, could you tell me in which year you were born (or your age as at last birthday)? Age
13	q18	Which is the last school year you attended	discrete	numeric-40.0	2313	21	Q18. Let's talk about your studies: Which is the last school year you attended?
14	q1500d	Start year WP	discrete	numeric-17.0	1351	983	1511/12/13/14/15/16/17/18/19/20D - 1511/12/13/14/15/16/17/18/19/20F. 1st/2nd/3rd/4th/5th/6th/7th/8th/9th/10th period of work permit Start year
15	q1500f	End year WP	discrete	numeric-17.0	1350	984	1511/12/13/14/15/16/17/18/19/20D - 1511/12/13/14/15/16/17/18/19/20F. 1st/2nd/3rd/4th/5th/6th/7th/8th/9th/10th period of work permit End year
16	nnwp	No need for a work permit	discrete	numeric-17.0	1331	1003	1511/12/13/14/15/16/17/18/19/20. Work status NNWP (No need for a work permit)
17	wp	Work permit	discrete	numeric-17.0	1331	1003	1511/12/13/14/15/16/17/18/19/20. Work status WP (Work permit)
18	swp	Selective work permit	discrete	numeric-17.0	1331	1003	1511/12/13/14/15/16/17/18/19/20. Work status SWP (Selective work permit)
19	nwp	No work permit	discrete	numeric-17.0	1331	1003	1511/12/13/14/15/16/17/18/19/20. Work status NWP (No work permit)
20	flag_age	Less than 25 years and more than 75 years	discrete	numeric-16.0	2334	0	-

File gh_qb_work_permit							
#	Name	Label	Type	Format	Valid	Invalid	Question
21	flag_arr..	First migration in Europe before 18	discrete	numeric-16.0	2334	0	-
22	weight_eur	Weighting normalized on the 3 european countries	continuous	numeric-9.2	1013	1321	-
23	weight_all	Weighting normalized on the 4 countries	continuous	numeric-9.2	2334	0	-
24	weight_c..	Weighting normalized by country	continuous	numeric-9.2	2334	0	-

File gh_qb_transfer							
#	Name	Label	Type	Format	Valid	Invalid	Question
1	ident	Biographic individual identifier	discrete	character-8	1731	0	-
2	id_country	Country of the survey	discrete	character-1	1731	0	-
3	n_menage	ID of the HH	continuous	numeric-10.0	131	1600	-
4	n_indiv	ID of the individual in the HH	continuous	numeric-10.0	1262	469	-
5	num_dr	DR number	continuous	numeric-10.0	1199	532	-
6	strata_a..	Strata - DR level	discrete	numeric-9.0	1244	487	-
7	strata_hh	Strata - household level	discrete	numeric-32.0	1244	487	-
8	strata_ind	Strata - individual level	discrete	numeric-21.0	1236	495	-
9	num_transr	Transfer number	discrete	numeric-8.0	536	1195	-
10	q1	Sex	discrete	numeric-17.0	1731	0	Q1. The respondent is:
11	q1a	Year of birth	discrete	numeric-17.0	1731	0	Q1A. To start with, and to help us to set a time scale, could you tell me in which year you were born (or your age as at last birthday)? Year of birth
12	age_survey	Age at survey	continuous	numeric-9.0	1731	0	Q1A. To start with, and to help us to set a time scale, could you tell me in which year you were born (or your age as at last birthday)? Age
13	q18	Which is the last school year you attended	discrete	numeric-40.0	1713	18	Q18. Let's talk about your studies: Which is the last school year you attended?
14	q1601d	Beginning year of the transfer	discrete	numeric-17.0	536	1195	1601D - 1601F. 1st/2nd/3rd/4th/5th period TR Start year of transfer
15	q1601f	Ending year of the transfer	discrete	numeric-17.0	536	1195	1601D - 1601F. 1st/2nd/3rd/4th/5th period TR End year of transfer
16	q1601p1	Destination country of transfer 1	discrete	numeric-40.0	525	1206	1601P. Destination countries of transfers Country 1
17	nom_transr	Number of transfers	continuous	numeric-9.0	536	1195	-
18	flag_age	Less than 25 years and more than 75 years	discrete	numeric-16.0	1731	0	-
19	flag_arr..	First migration in Europe before 18	discrete	numeric-16.0	1731	0	-
20	weight_eur	Weighting normalized on the 3 european countries	continuous	numeric-9.2	469	1262	-

File gh_qb_transfer							
#	Name	Label	Type	Format	Valid	Invalid	Question
21	weight_all	Weighting normalized on the 4 countries	continuous	numeric-9.2	1731	0	-
22	weight_c..	Weighting normalized by country	continuous	numeric-9.2	1731	0	-

File gh_qb_association							
#	Name	Label	Type	Format	Valid	Invalid	Question
1	ident	Biographic individual identifier	discrete	character-8	1688	0	-
2	id_country	Country of the survey	discrete	character-1	1688	0	-
3	n_menage	ID of the HH	continuous	numeric-10.0	10	1678	-
4	n_indiv	ID of the individual in the HH	continuous	numeric-10.0	1248	440	-
5	num_dr	DR number	continuous	numeric-10.0	1185	503	-
6	strata_a..	Strata - DR level	discrete	numeric-9.0	1230	458	-
7	strata_hh	Strata - household level	discrete	numeric-32.0	1230	458	-
8	strata_ind	Strata - individual level	discrete	numeric-21.0	1222	466	-
9	num_coti	Contribution number	discrete	numeric-8.0	206	1482	-
10	q1	Sex	discrete	numeric-17.0	1688	0	Q1. The respondent is:
11	q1a	Year of birth	discrete	numeric-17.0	1688	0	Q1A. To start with, and to help us to set a time scale, could you tell me in which year you were born (or your age as at last birthday)? Year of birth
12	age_survey	Age at survey	continuous	numeric-9.0	1688	0	Q1A. To start with, and to help us to set a time scale, could you tell me in which year you were born (or your age as at last birthday)? Age
13	q18	Which is the last school year you attended	discrete	numeric-40.0	1670	18	Q18. Let's talk about your studies: Which is the last school year you attended?
14	q1701d	Start year of the contribution	discrete	numeric-17.0	206	1482	1701D - 1701F. 1st/2nd/3rd/4th/5th Contribution Start year of contribution payments
15	q1701f	Ending year of the contribution	discrete	numeric-17.0	30	1658	1701D - 1701F. 1st/2nd/3rd/4th/5th Contribution End year of contribution payments
16	flag_age	Less than 25 years and more than 75 years	discrete	numeric-16.0	1688	0	-
17	flag_arr..	First migration in Europe before 18	discrete	numeric-16.0	1688	0	-
18	weight_eur	Weighting normalized on the 3 european countries	continuous	numeric-9.2	440	1248	-
19	weight_all	Weighting normalized on the 4 countries	continuous	numeric-9.2	1688	0	-
20	weight_c..	Weighting normalized by country	continuous	numeric-9.2	1688	0	-

Variables Description

Dataset contains 1223 variable(s)

File : gh_qm_household

num_dr: DC number

Information [Type= discrete] [Format=numeric] [Range= 1-29] [Missing=*]

Statistics [NW/ W] [Valid=1246 /-] [Invalid=0 /-]

Definition Survey area ID

Value	Label	Cases	Percentage
1		16	1.3%
2		22	1.8%
3		17	1.4%
4		14	1.1%
5		16	1.3%
6		15	1.2%
7		22	1.8%
8		19	1.5%
9		16	1.3%
10		16	1.3%
11		19	1.5%
13		20	1.6%
14		19	1.5%
15		13	1.0%
16		17	1.4%
17		15	1.2%
18		10	0.8%
19		15	1.2%
20		14	1.1%
21		5	0.4%
22		13	1.0%
23		19	1.5%
24		10	0.8%
25		18	1.4%
26		15	1.2%
27		15	1.2%
28		17	1.4%
29		2	0.2%
30		19	1.5%
31		15	1.2%
32		17	1.4%
33		18	1.4%
34		3	0.2%
35		19	1.5%
36		15	1.2%
37		12	1.0%
38		11	0.9%
39		17	1.4%
40		18	1.4%
41		7	0.6%

File : gh_qm_household

num_dr: DC number

Value	Label	Cases	Percentage
42		9	0.7%
43		14	1.1%
44		16	1.3%
45		17	1.4%
46		13	1.0%
47		13	1.0%
48		13	1.0%
49		17	1.4%
50		17	1.4%
51		16	1.3%
52		10	0.8%
53		12	1.0%
54		11	0.9%
55		14	1.1%
56		9	0.7%
57		21	1.7%
58		17	1.4%
59		4	0.3%
60		22	1.8%
61		18	1.4%
62		17	1.4%
63		12	1.0%
64		21	1.7%
65		20	1.6%
66		19	1.5%
67		21	1.7%
68		20	1.6%
69		22	1.8%
70		18	1.4%
71		20	1.6%
72		20	1.6%
73		20	1.6%
74		22	1.8%
75		21	1.7%
76		16	1.3%
77		22	1.8%
78		20	1.6%
79		17	1.4%
80		15	1.2%

Warning: these figures indicate the number of cases found in the data file. They cannot be interpreted as summary statistics of the population of interest.

Strata_area: Strata - DR level

Information	[Type= discrete] [Format=numeric] [Range= 1-10] [Missing=*]
Statistics [NW/ W]	[Valid=1246 /-] [Invalid=0 /-]

File : gh_qm_household

Strata_area: Strata - DR level

Definition	Region area		
Value	Label	Cases	Percentage
1	Accra	865	<div><div></div></div> 69.4%
2	Kumasi	381	<div><div></div></div> 30.6%

Warning: these figures indicate the number of cases found in the data file. They cannot be interpreted as summary statistics of the population of interest.

Strata_hh: Strata - Household level

Information	[Type= discrete] [Format=numeric] [Range= 0-1] [Missing=*]
Statistics [NW/ W]	[Valid=1246 /-] [Invalid=0 /-]
Definition	Presence of migrant in the HH during the screening survey.

Value	Label	Cases	Percentage
0	HH with no migrant	636	<div><div></div></div> 51.0%
1	HH with returnee(s)	189	<div><div></div></div> 15.2%
2	HH with current migrants	421	<div><div></div></div> 33.8%

Warning: these figures indicate the number of cases found in the data file. They cannot be interpreted as summary statistics of the population of interest.

reg: District

Information	[Type= discrete] [Format=character] [Missing=*]
Statistics [NW/ W]	[Valid=1237 /-] [Invalid=0 /-]

Value	Label	Cases	Percentage
.		2	<div><div></div></div> 0.2%
1		377	<div><div></div></div> 30.5%
5		812	<div><div></div></div> 65.6%
ACCRA		1	<div><div></div></div> 0.1%
AMA		30	<div><div></div></div> 2.4%
GA WEST		10	<div><div></div></div> 0.8%
KMA		5	<div><div></div></div> 0.4%

Warning: these figures indicate the number of cases found in the data file. They cannot be interpreted as summary statistics of the population of interest.































comr: Locality

Information	[Type= discrete] [Format=character] [Missing=*]
Statistics [NW/ W]	[Valid=1245 /-] [Invalid=0 /-]

Value	Label	Cases	Percentage
(G.C.B) NUNGUA		1	<div><div></div></div> 0.1%
.		1	<div><div></div></div> 0.1%
ABEKA		14	<div><div></div></div> 1.1%
ABOABA		2	<div><div></div></div> 0.2%
ABOABO		14	<div><div></div></div> 1.1%
ABOABO EXTENSION		4	<div><div></div></div> 0.3%
ABOFU / ACHIMOTA / LEGON		1	<div><div></div></div> 0.1%
ABOFU ACHIMOTA LEGON		2	<div><div></div></div> 0.2%

File : gh_qm_household

comr: Locality

Value	Label	Cases	Percentage
ABOFU/ ACHIMOTA/ LEGON		10	 0.8%
ABOSSEY OKAI/ MATAHEKO		1	 0.1%
ACCRA		1	 0.1%
ACCRA - NEWTOWN		1	 0.1%
ACCRA NEW TOWN		2	 0.2%
ACCRA NEW- TOWN		1	 0.1%
ACCRA NEWTOWN		3	 0.2%
ACHIMOTA ABOFU (LEGON)		1	 0.1%
ACHIMOTA- ABOFU		1	 0.1%
ADABRAKA		19	 1.5%
ADENTA		8	 0.6%
ADENTA EAST		5	 0.4%
ADIEMBRA		16	 1.3%
ADOATO		16	 1.3%
ADOTO		1	 0.1%
ADOWATO		3	 0.2%
AFFUL NKWANTA		6	 0.5%
AFFUL NKWATA		1	 0.1%
AKWATIA LINE		15	 1.2%
AKWATIA LINE(FANTE NEW TOWN)		1	 0.1%
AKWETIA		1	 0.1%
AKWETIA LINE		2	 0.2%
ALAJO		19	 1.5%
AMAKOM		1	 0.1%
ANYAA		6	 0.5%
ANYAH		11	 0.9%
APRADE		7	 0.6%
APRASE		1	 0.1%
ASENSO BAR (ASHAIMAN)		1	 0.1%
ASENSO BAR ROUND ABOUT		1	 0.1%

File : gh_qm_household

comr: Locality

Value	Label	Cases	Percentage
ASH TOWN		2	0.2%
ASH. TOWN		2	0.2%
ASH.TOWN		1	0.1%
ASHAIMAN		20	1.6%
ASHAIMAN MIDDLE EAST		2	0.2%
ASHAIMAN MUNICIPALITY		1	0.1%
ASHAIMAN- ASENSO BAR		1	0.1%
ASHANGMAN		1	0.1%
ASHIAMAN		21	1.7%
ASHIAMAN- ASENSO BAR		2	0.2%
ASHONGMAN		5	0.4%
ASHONGMAN ESTATE		6	0.5%
ASHTOWN		1	0.1%
ASONGMAN		1	0.1%
ASYLUM DOWN		12	1.0%
ATONSO BOKORO		1	0.1%
ATONSU		14	1.1%
ATONSU - KUMASI		1	0.1%
ATONSU BOKORO		1	0.1%
ATONSU(BOKU		1	0.1%
AUNTY BEKY		1	0.1%
BIG ADA		1	0.1%
BIG ADA		16	1.3%
BOHYEN		19	1.5%
BOKROM		1	0.1%
BONYEN		1	0.1%
BREMAN		12	1.0%
BREMANG		8	0.6%
BUAKROM		1	0.1%
BUOKROM		8	0.6%
BUOKROM EST.		1	0.1%
BUOKROM ESTATE		5	0.4%
BUOKROM ESTATES		1	0.1%
CHANTAN		18	1.4%
CHORKOR		21	1.7%

File : gh_qm_household

comr: Locality

Value	Label	Cases	Percentage
CHRKOR		1	0.1%
DANGBE EAST		1	0.1%
DANGBE EAST		3	0.2%
DANSOMAN		16	1.3%
DANSOMAN ASOREDANHO		2	0.2%
DOME		9	0.7%
DZORWULU		17	1.4%
EAST CANTOMENT		2	0.2%
EAST CANTOMENTS		8	0.6%
EAST CANTONMENT		1	0.1%
EAST CANTONMENT		1	0.1%
EAST LEGON		13	1.0%
EAT CANTOMENTS		1	0.1%
FANTI NEW TOWN		1	0.1%
FRAFRAHA		4	0.3%
GBAWE		9	0.7%
GBAWE (MERCHANDY ESTATE)		1	0.1%
GBAWE (MERCHANT ESTATE)		2	0.2%
GYENYASE		1	0.1%
GYIN YASE		1	0.1%
GYINAASE		1	0.1%
GYINYAASE		3	0.2%
GYINYASE		13	1.0%
GYINYASI		2	0.2%
HAATSO		13	1.0%
HATSO		3	0.2%
KALAMAZOO		11	0.9%
KALAMAZOO (OSU)		2	0.2%
KOFORIDUA		1	0.1%
KOLE GONNO		1	0.1%
KOOLE GONNI		1	0.1%
KORLE BU		1	0.1%
KORLE DUDOR		15	1.2%
KORLE DUKOR		1	0.1%
































File : gh_qm_household

comr: Locality

Value	Label	Cases	Percentage
KORLE GONNO		10	0.8%
KORLE WOKO		2	0.2%
KORLE-DUDOR		1	0.1%
KORLE-GONNO		2	0.2%
KPONE		21	1.7%
KROFROM		11	0.9%
KROFROM(NEW TAFO)		2	0.2%
KROPO		11	0.9%
KUMASI		52	4.2%
KWADASO		12	1.0%
KWADASO EST		1	0.1%
KWADASO EST.		1	0.1%
KWADASO ESTATE		13	1.0%
KWADASO NSUOM		5	0.4%
LA		1	0.1%
LABONE		10	0.8%
LARTE BOKORSHIE		1	0.1%
LARTEBOKORSHIE		6	0.5%
LARTEBOKOSI		1	0.1%
LATEBOKORSI		7	0.6%
MADINA		16	1.3%
MADINA.		1	0.1%
MAMOBI		2	0.2%
MAMPROBI		19	1.5%
MAMPROBI (ACCRA)		1	0.1%
MANPROBI		1	0.1%
MANYAH EXTENSION(AS TOWN)		1	0.1%
MATAHEKO		1	0.1%
MATEHEKO		2	0.2%
MIDDLE EAST ASHAIMAN		1	0.1%
MPOASE		15	1.2%
N ODORKOR		1	0.1%
N. KANESHIE		3	0.2%
NEW ACHIMOTA		11	0.9%





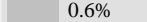























File : gh_qm_household

comr: Locality

Value	Label	Cases	Percentage
NEW TAFO		7	 0.6%
NEW TOWN		23	 1.8%
NEWTOWN		3	 0.2%
NII BOYE		1	 0.1%
NII BOYE TOWN		17	 1.4%
NIIBOI TOWN		1	 0.1%
NIMA		15	 1.2%
NIMA / KANDA		12	 1.0%
NIMA/KANDA		4	 0.3%
NINGUA		1	 0.1%
NORTH KANESHIE		15	 1.2%
NORTH ODORKOR		8	 0.6%
NUNGUA		41	 3.3%
NUNGUA (BORA BORA)		2	 0.2%
NUNGUA(BORA BORA)		1	 0.1%
NYANIBA		15	 1.2%
ODERKOR OFFICIAL TOWN		1	 0.1%
ODIKOR OFFICIAL TOWN		1	 0.1%
ODOKOR OFFICIAL TOWN		2	 0.2%
ODORKOR		7	 0.6%
ODORKOR OFFICIAL TOWN		14	 1.1%
ODRKOR		1	 0.1%
OFORI KROM		1	 0.1%
OFORIKROM		18	 1.4%
OLD TAFO		2	 0.2%
OSU		14	 1.1%
OSU-KALAMAZON		1	 0.1%
OSU-KALAMAZOO		2	 0.2%
OSU-RE		3	 0.2%
PANKRANO ESTATE		1	 0.1%
PANKRONA ESTATE		1	 0.1%

File : gh_qm_household

comr: Locality

Value	Label	Cases	Percentage
PANKRONO		2	 0.2%
PANKRONO EST		1	 0.1%
PANKRONO EST.		1	 0.1%
PANKRONO ESTATE		7	 0.6%
PRAMPAM		17	 1.4%
RUSSIA		20	 1.6%
SABOB ZONGO		1	 0.1%
SABON ZONGO		14	 1.1%
SAKUMONO		12	 1.0%
SAWABA		12	 1.0%
SOWUTUOM		7	 0.6%
SPINTEX		10	 0.8%
SUAME KROPO		4	 0.3%
SUAME-KROPO		1	 0.1%
SUSSIA		1	 0.1%
TAFO		18	 1.4%
TAIFA		15	 1.2%
TEMA		17	 1.4%
TEMA (COM 7)		1	 0.1%
TEMA COM.3		2	 0.2%
TEMA MUNICIPALITY ASSEMBLY		1	 0.1%
TEMA(COM 7)		13	 1.0%
WEST ABBOSEY OKAI (MATAHEKO)		1	 0.1%
WEST ABOSSEY OKAI		1	 0.1%
WEST ABOSSEY OKAI (MATAHEKO)		1	 0.1%
WEST ABOSOOKIA		1	 0.1%
WEST ABOSSEY OKAI (MATAHEKO)		7	 0.6%
WEST ABOSSEY		3	 0.2%

File : gh_qm_household

comr: Locality

Value	Label	Cases	Percentage
OKAI MATAHEKO			
WEST- ABOSSEY OKAI (MATAHEKO)		1	0.1%

Warning: these figures indicate the number of cases found in the data file. They cannot be interpreted as summary statistics of the population of interest.

ident: Individual ID

Information	[Type= discrete] [Format=character] [Missing=*]
Statistics [NW/ W]	[Valid=1246 /-] [Invalid=0 /-]
Definition	Individual identifiant = 1st letter of country + n° of questionnaire compost

n_menage: Household number

Information	[Type= continuous] [Format=numeric] [Range= 3-1320] [Missing=*]
Statistics [NW/ W]	[Valid=1246 /-] [Invalid=0 /-]
Definition	Household ID

n_indiv: Individual number in the HH (HH head)

Information	[Type= discrete] [Format=numeric] [Range= 1-6] [Missing=*]
Statistics [NW/ W]	[Valid=1187 /-] [Invalid=59 /-]
Definition	ID of each individual within her/his household

Value	Label	Cases	Percentage
1		1187	100.0%
Sysmiss		59	

Warning: these figures indicate the number of cases found in the data file. They cannot be interpreted as summary statistics of the population of interest.

hdeb_inter: Start hour of the interview

Information	[Type= discrete] [Format=character] [Missing=*]
Statistics [NW/ W]	[Valid=1245 /-] [Invalid=0 /-]
Source	Interviewer
Literal question	Start of the interview:

Value	Label	Cases	Percentage
.		2	0.2%
01:05		1	0.1%
01:30		2	0.2%
01:59		1	0.1%
02:30		1	0.1%
03:20		1	0.1%
03:30		2	0.2%
04:47		1	0.1%
04:59		1	0.1%
06:05		2	0.2%
06:15		1	0.1%
06:18		1	0.1%

File : gh_qm_household

hdeb_inter: Start hour of the interview

Value	Label	Cases	Percentage
06:25		1	0.1%
06:30		1	0.1%
06:40		3	0.2%
06:47		2	0.2%
06:53		1	0.1%
06:54		1	0.1%
07:00		1	0.1%
07:01		1	0.1%
07:02		1	0.1%
07:04		2	0.2%
07:05		1	0.1%
07:08		1	0.1%
07:09		1	0.1%
07:10		2	0.2%
07:11		1	0.1%
07:12		1	0.1%
07:16		2	0.2%
07:18		1	0.1%
07:20		1	0.1%
07:25		2	0.2%
07:28		2	0.2%
07:29		2	0.2%
07:30		13	1.0%
07:31		1	0.1%
07:33		2	0.2%
07:35		1	0.1%
07:38		1	0.1%
07:40		1	0.1%
07:41		1	0.1%
07:43		2	0.2%
07:47		1	0.1%
07:49		1	0.1%
07:50		1	0.1%
07:54		1	0.1%
07:59		3	0.2%
08:00		4	0.3%
08:02		1	0.1%
08:03		2	0.2%
08:04		1	0.1%
08:05		3	0.2%
08:06		2	0.2%
08:07		2	0.2%
08:08		2	0.2%

File : gh_qm_household

hdeb_inter: Start hour of the interview

Value	Label	Cases	Percentage
08:09		1	0.1%
08:10		7	0.6%
08:11		3	0.2%
08:12		4	0.3%
08:13		3	0.2%
08:14		1	0.1%
08:15		4	0.3%
08:16		1	0.1%
08:17		1	0.1%
08:19		2	0.2%
08:20		8	0.6%
08:21		2	0.2%
08:22		1	0.1%
08:23		2	0.2%
08:24		2	0.2%
08:25		3	0.2%
08:26		1	0.1%
08:27		2	0.2%
08:29		1	0.1%
08:30		4	0.3%
08:31		2	0.2%
08:33		2	0.2%
08:35		2	0.2%
08:37		1	0.1%
08:40		5	0.4%
08:43		3	0.2%
08:44		2	0.2%
08:45		1	0.1%
08:47		1	0.1%
08:48		1	0.1%
08:50		2	0.2%
08:51		1	0.1%
08:52		1	0.1%
08:53		1	0.1%
08:54		2	0.2%
08:55		2	0.2%
08:56		1	0.1%
09:00		1	0.1%
09:01		1	0.1%
09:02		1	0.1%
09:03		3	0.2%
09:04		2	0.2%
09:05		5	0.4%

File : gh_qm_household

hdeb_inter: Start hour of the interview

Value	Label	Cases	Percentage
09:06		4	0.3%
09:07		1	0.1%
09:08		2	0.2%
09:10		5	0.4%
09:11		1	0.1%
09:12		2	0.2%
09:13		1	0.1%
09:14		1	0.1%
09:15		7	0.6%
09:16		1	0.1%
09:17		2	0.2%
09:18		2	0.2%
09:20		4	0.3%
09:21		3	0.2%
09:22		3	0.2%
09:23		2	0.2%
09:25		2	0.2%
09:29		1	0.1%
09:30		7	0.6%
09:31		5	0.4%
09:32		3	0.2%
09:33		1	0.1%
09:34		2	0.2%
09:35		5	0.4%
09:36		2	0.2%
09:37		2	0.2%
09:39		2	0.2%
09:40		1	0.1%
09:41		1	0.1%
09:42		1	0.1%
09:43		1	0.1%
09:45		3	0.2%
09:46		2	0.2%
09:47		3	0.2%
09:48		1	0.1%
09:50		4	0.3%
09:51		1	0.1%
09:53		1	0.1%
09:56		1	0.1%
09:58		2	0.2%
10:00		6	0.5%
10:01		1	0.1%
10:02		2	0.2%

File : gh_qm_household

hdeb_inter: Start hour of the interview

Value	Label	Cases	Percentage
10:03		1	0.1%
10:04		2	0.2%
10:05		3	0.2%
10:06		2	0.2%
10:07		3	0.2%
10:09		2	0.2%
10:10		3	0.2%
10:11		4	0.3%
10:12		2	0.2%
10:13		2	0.2%
10:14		6	0.5%
10:15		8	0.6%
10:16		2	0.2%
10:17		3	0.2%
10:18		1	0.1%
10:19		2	0.2%
10:20		12	1.0%
10:21		2	0.2%
10:22		2	0.2%
10:25		4	0.3%
10:26		1	0.1%
10:27		1	0.1%
10:28		1	0.1%
10:29		1	0.1%
10:30		11	0.9%
10:31		2	0.2%
10:32		2	0.2%
10:34		3	0.2%
10:36		1	0.1%
10:37		2	0.2%
10:38		1	0.1%
10:40		2	0.2%
10:42		1	0.1%
10:45		6	0.5%
10:46		1	0.1%
10:47		1	0.1%
10:48		1	0.1%
10:49		1	0.1%
10:50		1	0.1%
10:51		1	0.1%
10:52		1	0.1%
10:53		1	0.1%
10:55		3	0.2%

File : gh_qm_household

hdeb_inter: Start hour of the interview

Value	Label	Cases	Percentage
10:58		1	0.1%
10:59		1	0.1%
11:00		9	0.7%
11:01		3	0.2%
11:02		1	0.1%
11:03		2	0.2%
11:04		3	0.2%
11:05		6	0.5%
11:06		1	0.1%
11:07		1	0.1%
11:08		2	0.2%
11:09		1	0.1%
11:10		5	0.4%
11:11		2	0.2%
11:14		2	0.2%
11:15		7	0.6%
11:16		1	0.1%
11:17		1	0.1%
11:19		1	0.1%
11:20		7	0.6%
11:21		2	0.2%
11:23		2	0.2%
11:24		1	0.1%
11:25		1	0.1%
11:26		1	0.1%
11:27		3	0.2%
11:29		2	0.2%
11:30		12	1.0%
11:31		3	0.2%
11:32		4	0.3%
11:33		2	0.2%
11:34		1	0.1%
11:35		3	0.2%
11:37		1	0.1%
11:38		3	0.2%
11:39		1	0.1%
11:40		5	0.4%
11:41		1	0.1%
11:42		1	0.1%
11:43		1	0.1%
11:44		2	0.2%
11:45		6	0.5%
11:49		2	0.2%

File : gh_qm_household

hdeb_inter: Start hour of the interview

Value	Label	Cases	Percentage
11:50		5	0.4%
11:51		1	0.1%
11:52		1	0.1%
11:55		3	0.2%
11:58		1	0.1%
12:00		11	0.9%
12:01		2	0.2%
12:02		3	0.2%
12:03		4	0.3%
12:05		6	0.5%
12:06		2	0.2%
12:07		4	0.3%
12:08		1	0.1%
12:09		3	0.2%
12:10		7	0.6%
12:12		2	0.2%
12:13		1	0.1%
12:14		1	0.1%
12:15		9	0.7%
12:16		5	0.4%
12:17		2	0.2%
12:20		5	0.4%
12:21		2	0.2%
12:22		2	0.2%
12:23		2	0.2%
12:24		1	0.1%
12:25		2	0.2%
12:26		2	0.2%
12:27		4	0.3%
12:29		1	0.1%
12:30		12	1.0%
12:31		1	0.1%
12:32		1	0.1%
12:33		3	0.2%
12:34		1	0.1%
12:35		3	0.2%
12:36		1	0.1%
12:39		2	0.2%
12:40		2	0.2%
12:41		1	0.1%
12:42		1	0.1%
12:44		1	0.1%
12:47		1	0.1%

File : gh_qm_household

hdeb_inter: Start hour of the interview

Value	Label	Cases	Percentage
12:48		3	0.2%
12:49		3	0.2%
12:50		1	0.1%
12:51		1	0.1%
12:56		2	0.2%
12:58		1	0.1%
13:00		4	0.3%
13:01		3	0.2%
13:02		2	0.2%
13:03		7	0.6%
13:04		2	0.2%
13:05		6	0.5%
13:06		2	0.2%
13:07		4	0.3%
13:08		2	0.2%
13:09		1	0.1%
13:10		6	0.5%
13:11		4	0.3%
13:12		2	0.2%
13:13		1	0.1%
13:14		3	0.2%
13:15		4	0.3%
13:16		1	0.1%
13:17		4	0.3%
13:18		1	0.1%
13:20		10	0.8%
13:21		3	0.2%
13:22		1	0.1%
13:23		1	0.1%
13:24		2	0.2%
13:25		2	0.2%
13:26		4	0.3%
13:27		1	0.1%
13:29		1	0.1%
13:30		5	0.4%
13:32		3	0.2%
13:33		4	0.3%
13:34		2	0.2%
13:35		5	0.4%
13:37		2	0.2%
13:38		1	0.1%
13:39		1	0.1%
13:40		4	0.3%

File : gh_qm_household

hdeb_inter: Start hour of the interview

Value	Label	Cases	Percentage
13:42		2	0.2%
13:44		1	0.1%
13:45		3	0.2%
13:47		1	0.1%
13:48		1	0.1%
13:50		6	0.5%
13:51		3	0.2%
13:53		1	0.1%
13:54		2	0.2%
13:56		1	0.1%
13:58		2	0.2%
14:00		6	0.5%
14:01		1	0.1%
14:02		4	0.3%
14:03		6	0.5%
14:04		2	0.2%
14:05		4	0.3%
14:06		2	0.2%
14:10		7	0.6%
14:11		3	0.2%
14:12		1	0.1%
14:13		1	0.1%
14:14		4	0.3%
14:15		7	0.6%
14:16		2	0.2%
14:17		4	0.3%
14:18		2	0.2%
14:19		2	0.2%
14:20		5	0.4%
14:21		2	0.2%
14:22		1	0.1%
14:23		3	0.2%
14:24		1	0.1%
14:25		5	0.4%
14:26		1	0.1%
14:27		5	0.4%
14:29		1	0.1%
14:30		5	0.4%
14:31		3	0.2%
14:32		2	0.2%
14:34		1	0.1%
14:35		5	0.4%
14:36		2	0.2%

File : gh_qm_household

hdeb_inter: Start hour of the interview

Value	Label	Cases	Percentage
14:37		2	0.2%
14:39		1	0.1%
14:40		2	0.2%
14:41		2	0.2%
14:44		1	0.1%
14:45		2	0.2%
14:47		1	0.1%
14:48		1	0.1%
14:50		3	0.2%
14:51		1	0.1%
14:52		1	0.1%
14:54		1	0.1%
14:55		1	0.1%
14:57		1	0.1%
14:58		2	0.2%
14:59		1	0.1%
15:00		9	0.7%
15:01		2	0.2%
15:02		3	0.2%
15:03		6	0.5%
15:04		2	0.2%
15:05		4	0.3%
15:06		2	0.2%
15:07		1	0.1%
15:09		4	0.3%
15:10		5	0.4%
15:11		1	0.1%
15:12		2	0.2%
15:14		1	0.1%
15:15		4	0.3%
15:16		1	0.1%
15:17		3	0.2%
15:18		4	0.3%
15:19		1	0.1%
15:20		12	1.0%
15:22		1	0.1%
15:23		3	0.2%
15:24		2	0.2%
15:25		2	0.2%
15:27		4	0.3%
15:28		1	0.1%
15:29		1	0.1%
15:30		11	0.9%

File : gh_qm_household

hdeb_inter: Start hour of the interview

Value	Label	Cases	Percentage
15:31		1	0.1%
15:32		2	0.2%
15:33		3	0.2%
15:34		1	0.1%
15:37		2	0.2%
15:38		2	0.2%
15:39		1	0.1%
15:40		4	0.3%
15:42		1	0.1%
15:43		3	0.2%
15:44		1	0.1%
15:45		3	0.2%
15:46		2	0.2%
15:47		2	0.2%
15:49		1	0.1%
15:50		4	0.3%
15:52		1	0.1%
15:54		2	0.2%
15:55		2	0.2%
15:56		1	0.1%
15:57		1	0.1%
15:59		1	0.1%
16:00		10	0.8%
16:01		2	0.2%
16:02		2	0.2%
16:03		3	0.2%
16:05		3	0.2%
16:07		1	0.1%
16:08		1	0.1%
16:09		1	0.1%
16:10		8	0.6%
16:11		1	0.1%
16:12		3	0.2%
16:14		1	0.1%
16:18		2	0.2%
16:20		7	0.6%
16:21		1	0.1%
16:24		1	0.1%
16:25		1	0.1%
16:26		1	0.1%
16:29		1	0.1%
16:30		7	0.6%
16:31		2	0.2%

File : gh_qm_household

hdeb_inter: Start hour of the interview

Value	Label	Cases	Percentage
16:32		1	0.1%
16:34		1	0.1%
16:36		1	0.1%
16:38		1	0.1%
16:40		3	0.2%
16:41		1	0.1%
16:42		1	0.1%
16:44		2	0.2%
16:45		6	0.5%
16:46		1	0.1%
16:47		1	0.1%
16:48		1	0.1%
16:50		1	0.1%
16:53		1	0.1%
16:54		4	0.3%
16:55		1	0.1%
16:56		2	0.2%
16:57		1	0.1%
17:00		8	0.6%
17:01		1	0.1%
17:02		3	0.2%
17:03		2	0.2%
17:04		2	0.2%
17:05		3	0.2%
17:06		1	0.1%
17:07		2	0.2%
17:08		1	0.1%
17:09		1	0.1%
17:10		4	0.3%
17:12		1	0.1%
17:13		1	0.1%
17:15		2	0.2%
17:18		1	0.1%
17:19		1	0.1%
17:20		8	0.6%
17:21		2	0.2%
17:22		1	0.1%
17:23		1	0.1%
17:25		2	0.2%
17:26		2	0.2%
17:29		1	0.1%
17:30		4	0.3%
17:31		3	0.2%

File : gh_qm_household

hdeb_inter: Start hour of the interview

Value	Label	Cases	Percentage
17:32		2	0.2%
17:33		2	0.2%
17:35		2	0.2%
17:36		1	0.1%
17:39		1	0.1%
17:40		6	0.5%
17:42		1	0.1%
17:43		1	0.1%
17:45		2	0.2%
17:47		1	0.1%
17:48		1	0.1%
17:50		2	0.2%
17:55		1	0.1%
18:00		5	0.4%
18:02		1	0.1%
18:03		1	0.1%
18:05		2	0.2%
18:07		1	0.1%
18:10		2	0.2%
18:11		1	0.1%
18:18		1	0.1%
18:20		1	0.1%
18:28		1	0.1%
18:30		3	0.2%
18:45		3	0.2%
18:50		2	0.2%
18:53		1	0.1%
19:10		1	0.1%
19:15		1	0.1%

Warning: these figures indicate the number of cases found in the data file. They cannot be interpreted as summary statistics of the population of interest.

hh_q3age: Age (HH head)

Information	[Type= discrete] [Format=numeric] [Range= 15-2147483624] [Missing=*]
Statistics [NW/ W]	[Valid=1246 /-] [Invalid=0 /-] [Mean=46.716 /-] [StdDev=14.45 /-]
Pre-question	Date of birth
Literal question	Q3. How old are you / How old is "Name"? Don't know: In which year were you born? Age

Value	Label	Cases	Percentage
20		2	0.2%
21		1	0.1%
22		2	0.2%
23		5	0.4%
24		4	0.3%
25		19	1.5%

File : gh_qm_household

hh_q3age: Age (HH head)

Value	Label	Cases	Percentage
26		29	2.3%
27		20	1.6%
28		27	2.2%
29		20	1.6%
30		57	4.6%
31		21	1.7%
32		24	1.9%
33		24	1.9%
34		30	2.4%
35		50	4.0%
36		23	1.8%
37		25	2.0%
38		27	2.2%
39		37	3.0%
40		55	4.4%
41		20	1.6%
42		28	2.2%
43		29	2.3%
44		20	1.6%
45		48	3.9%
46		25	2.0%
47		25	2.0%
48		23	1.8%
49		27	2.2%
50		42	3.4%
51		16	1.3%
52		39	3.1%
53		22	1.8%
54		33	2.6%
55		27	2.2%
56		20	1.6%
57		19	1.5%
58		17	1.4%
59		11	0.9%
60		29	2.3%
61		16	1.3%
62		11	0.9%
63		18	1.4%
64		10	0.8%
65		15	1.2%
66		14	1.1%
67		10	0.8%
68		5	0.4%

File : gh_qm_household

hh_q3age: Age (HH head)

Value	Label	Cases	Percentage
69		9	0.7%
70		24	1.9%
71		6	0.5%
72		11	0.9%
73		11	0.9%
74		9	0.7%
75		9	0.7%
76		11	0.9%
77		3	0.2%
78		7	0.6%
79		3	0.2%
80		8	0.6%
81		3	0.2%
82		1	0.1%
84		2	0.2%
85		3	0.2%
86		2	0.2%
88		1	0.1%
90		1	0.1%
92		1	0.1%

Warning: these figures indicate the number of cases found in the data file. They cannot be interpreted as summary statistics of the population of interest.

hh_q3annee: Year of birth (HH head)

Information	[Type= discrete] [Format=numeric] [Range= 1908-2147483624] [Missing=*]
Statistics [NW/ W]	[Valid=1246 /-] [Invalid=0 /-]
Pre-question	Date of birth
Literal question	Q3. How old are you / How old is "Name"? Don't know: In which year were you born? Year
Interviewer's instructions	(Give equivalence if Don't Know)

Value	Label	Cases	Percentage
1917		1	0.1%
1919		1	0.1%
1921		1	0.1%
1923		2	0.2%
1924		3	0.2%
1925		2	0.2%
1927		1	0.1%
1928		3	0.2%
1929		8	0.6%
1930		3	0.2%
1931		7	0.6%
1932		3	0.2%
1933		11	0.9%
1934		9	0.7%













File : gh_qm_household

hh_q3annee: Year of birth (HH head)

Value	Label	Cases	Percentage
1935		9	0.7%
1936		11	0.9%
1937		11	0.9%
1938		6	0.5%
1939		24	1.9%
1940		9	0.7%
1941		5	0.4%
1942		10	0.8%
1943		14	1.1%
1944		15	1.2%
1945		10	0.8%
1946		18	1.4%
1947		11	0.9%
1948		16	1.3%
1949		29	2.3%
1950		11	0.9%
1951		17	1.4%
1952		19	1.5%
1953		20	1.6%
1954		27	2.2%
1955		33	2.6%
1956		22	1.8%
1957		39	3.1%
1958		16	1.3%
1959		42	3.4%
1960		27	2.2%
1961		23	1.8%
1962		25	2.0%
1963		25	2.0%
1964		48	3.9%
1965		20	1.6%
1966		29	2.3%
1967		28	2.2%
1968		20	1.6%
1969		55	4.4%
1970		37	3.0%
1971		27	2.2%
1972		25	2.0%
1973		23	1.8%
1974		50	4.0%
1975		30	2.4%
1976		24	1.9%
1977		24	1.9%

File : gh_qm_household


hh_q3annee: Year of birth (HH head)

Value	Label	Cases	Percentage
1978		21	 1.7%
1979		57	 4.6%
1980		20	 1.6%
1981		27	 2.2%
1982		20	 1.6%
1983		29	 2.3%
1984		19	 1.5%
1985		4	 0.3%
1986		5	 0.4%
1987		2	 0.2%
1988		1	 0.1%
1989		2	 0.2%

Warning: these figures indicate the number of cases found in the data file. They cannot be interpreted as summary statistics of the population of interest.

hh_q4_etr: Ego lives abroad



Information	[Type= discrete] [Format=numeric] [Range= 0-2147483624] [Missing=*]
Statistics [NW/ W]	[Valid=1246 /-] [Invalid=0 /-]
Definition	The box ABR was to be ticked by the interviewer if the HH head lived abroad
Source	Interviewer
Pre-question	Reminders
Literal question	Q4. ABR, PARTN, CHILD, RETURN ABR
Interviewer's instructions	See A10

Value	Label	Cases	Percentage
0	No	1246	 100.0%

Warning: these figures indicate the number of cases found in the data file. They cannot be interpreted as summary statistics of the population of interest.

hh_q4_cjt: Ego's partner lives abroad

Information	[Type= discrete] [Format=numeric] [Range= 0-2147483624] [Missing=*]
Statistics [NW/ W]	[Valid=1246 /-] [Invalid=0 /-]
Definition	The box PARTN was to be ticked by the interviewer if the HH head's partner lived abroad (see variable hh_a7b)
Source	Interviewer
Pre-question	Reminders
Literal question	Q4. ABR, PARTN, CHILD, RETURN PARTN
Interviewer's instructions	See A7b

Value	Label	Cases	Percentage
0	No	1097	 88.0%
1	Yes	149	 12.0%

Warning: these figures indicate the number of cases found in the data file. They cannot be interpreted as summary statistics of the population of interest.

hh_q4_child: Ego's father and/or mother live(s) abroad

Information	[Type= discrete] [Format=numeric] [Range= 0-2147483624] [Missing=*]
Statistics [NW/ W]	[Valid=1246 /-] [Invalid=0 /-]

File : gh_qm_household

hh_q4_child: Ego's father and/or mother live(s) abroad

Definition	The box CHILD was to be ticked by the interviewer if the HH head's father or mother lived abroad
Source	Interviewer
Pre-question	Reminders
Literal question	Q4. ABR, PARTN, CHILD, RETURN CHILD
Interviewer's instructions	See A7fath & A7moth

Value	Label	Cases	Percentage
0	No	1246	100.0%

Warning: these figures indicate the number of cases found in the data file. They cannot be interpreted as summary statistics of the population of interest.

hh_q4_return: Ego returned from a migration

Information	[Type= discrete] [Format=numeric] [Range= 0-2147483624] [Missing=*]
Statistics [NW/ W]	[Valid=1246 /-] [Invalid=0 /-]
Definition	The box RETURN was to be ticked by the interviewer if the HH head returned to Ghana for at least a year since he/she first left
Source	Interviewer
Pre-question	Reminders
Literal question	Q4. ABR, PARTN, CHILD, RETURN RETURN
Interviewer's instructions	See A13c

Value	Label	Cases	Percentage
0	No	947	76.0%
1	Yes	299	24.0%

Warning: these figures indicate the number of cases found in the data file. They cannot be interpreted as summary statistics of the population of interest.

cm_enf: Apart from the children currently living here, does the HH head have other child

Information	[Type= discrete] [Format=numeric] [Range= 0-1] [Missing=*]
Statistics [NW/ W]	[Valid=1246 /-] [Invalid=0 /-]
Pre-question	<p>Introduction</p> <p>Read to the respondent before beginning with the questionnaire:</p> <p>"We thank you for accepting to participate in this study, organized by researchers from the University of Ghana, University of Sussex (UK) and the University of Maastricht (The Netherlands).</p> <p>This survey will serve to study Ghanaian migrations and the impact of migration on households. I will ask you the questions listed in this questionnaire. It is important that you give honest answers.</p> <p>I remind you that this questionnaire is anonymous and that your answers are confidential."</p> <p>"We will talk about the persons who live in this household. We will also talk about persons who do not live here, but to whom you are related."</p>
Literal question	Apart from the children currently living here, does or did the household head have other biological or adopted children, including children who are deceased?

Value	Label	Cases	Percentage
0	No	714	57.3%
1	Yes	532	42.7%

Warning: these figures indicate the number of cases found in the data file. They cannot be interpreted as summary statistics of the population of interest.

File : gh_qm_household

nb_cm_enf: If yes how many (children of the HH head currently not living here)

Information	[Type= continuous] [Format=numeric] [Range= 1-16] [Missing=*]
Statistics [NW/ W]	[Valid=527 /-] [Invalid=719 /-] [Mean=2.685 /-] [StdDev=1.893 /-]
Literal question	Apart from the children currently living here, does or did the household head have other biological or adopted children, including children who are deceased? If "Yes" => How many?

Value	Label	Cases	Percentage
1	1 child	171	32.4%
2	2 children	133	25.2%
3	3 children	91	17.3%
4	4 children	57	10.8%
5	5 children	29	5.5%
6	6 children	21	4.0%
7	7 children	11	2.1%
8	8 children	8	1.5%
9	9 children	1	0.2%
10	10 children	2	0.4%
11	11 children	2	0.4%
14	14 children	1	0.2%

Warning: these figures indicate the number of cases found in the data file. They cannot be interpreted as summary statistics of the population of interest.

mar_migrant: Any persons in your HH engaged in a relationship with a migrant living abroad

Information	[Type= discrete] [Format=numeric] [Range= 0-1] [Missing=*]
Statistics [NW/ W]	[Valid=1246 /-] [Invalid=0 /-]
Literal question	Are there any persons in your household who are engaged in a relationship with a migrant living abroad?

Value	Label	Cases	Percentage
0	No	1074	86.2%
1	Yes	172	13.8%

Warning: these figures indicate the number of cases found in the data file. They cannot be interpreted as summary statistics of the population of interest.

nb_mar_migrant: If yes how many (persons engaged in a relationship with a migrant living abroad)

Information	[Type= continuous] [Format=numeric] [Range= 1-2] [Missing=*]
Statistics [NW/ W]	[Valid=172 /-] [Invalid=1074 /-] [Mean=1.012 /-] [StdDev=0.108 /-]
Literal question	Are there any persons in your household who are engaged in a relationship with a migrant living abroad? If "Yes" => How many?

Value	Label	Cases	Percentage
1	1 person	170	98.8%
2	2 persons	2	1.2%

Warning: these figures indicate the number of cases found in the data file. They cannot be interpreted as summary statistics of the population of interest.

child_migrant: Any children under 18 years old in your HH whose parents are migrants living abroad

Information	[Type= discrete] [Format=numeric] [Range= 0-2147483624] [Missing=*]
Statistics [NW/ W]	[Valid=1246 /-] [Invalid=0 /-]
Literal question	Are there any children under 18 years old in your household whose mother and/or father are migrants living abroad?

Value	Label	Cases	Percentage
0	No	1122	90.0%

File : gh_qm_household







child_migrant: Any children under 18 years old in your HH whose parents are migrants living abroad

Value	Label	Cases	Percentage
1	Yes	124	 10.0%

Warning: these figures indicate the number of cases found in the data file. They cannot be interpreted as summary statistics of the population of interest.

nb_child_migrant: If yes how many (children under 18 whose parents are migrants)



Information	[Type= continuous] [Format=numeric] [Range= 1-6] [Missing=*]
Statistics [NW/ W]	[Valid=124 /-] [Invalid=1122 /-] [Mean=1.702 /-] [StdDev=1.21 /-]
Literal question	Are there any children under 18 years old in your household whose mother and/or father are migrants living abroad? If "Yes" => How many?

Value	Label	Cases	Percentage
1	1 child	69	 55.6%
2	2 children	37	 29.8%
3	3 children	14	 11.3%
4	4 children	2	 1.6%
8	8 children	1	 0.8%
10	10 children	1	 0.8%

Warning: these figures indicate the number of cases found in the data file. They cannot be interpreted as summary statistics of the population of interest.

cm_parent: HH head or partner have relatives living abroad (with regular contact)










Information	[Type= discrete] [Format=numeric] [Range= 0-1] [Missing=*]
Statistics [NW/ W]	[Valid=1246 /-] [Invalid=0 /-]
Literal question	In addition to the persons we've just recalled, does the household head and/or his/her partner have relatives living abroad and who have been in regular contact with the household over the past 12 months?

Value	Label	Cases	Percentage
0	No	773	 62.0%
1	Yes	473	 38.0%

Warning: these figures indicate the number of cases found in the data file. They cannot be interpreted as summary statistics of the population of interest.

nb_parent: If yes how many (relatives abroad with regular contact)

Information	[Type= continuous] [Format=numeric] [Range= 1-9] [Missing=*]
Statistics [NW/ W]	[Valid=469 /-] [Invalid=777 /-] [Mean=1.887 /-] [StdDev=1.231 /-]
Literal question	In addition to the persons we've just recalled, does the household head and/or his/her partner have relatives living abroad and who have been in regular contact with the household over the past 12 months? If "Yes" => How many?

Value	Label	Cases	Percentage
1	1 relative	229	 48.8%
2	2 relatives	142	 30.3%
3	3 relatives	55	 11.7%
4	4 relatives	26	 5.5%
5	5 relatives	9	 1.9%
6	6 relatives	5	 1.1%
8	8 relatives	1	 0.2%
9	9 relatives	1	 0.2%
11	11 relatives	1	 0.2%

Warning: these figures indicate the number of cases found in the data file. They cannot be interpreted as summary statistics of the population of interest.

File : gh_qm_household

hh_a1: Sex (HH head)

Information	[Type= discrete] [Format=numeric] [Range= 1-2] [Missing=*]
Statistics [NW/ W]	[Valid=1245 /-] [Invalid=1 /-]
Pre-question	Module A – Identification of household members and of the household head's personal network Sex
Literal question	A1. "Name" is:

Value	Label	Cases	Percentage
1	Man	746	59.9%
2	Woman	499	40.1%
Sysmiss		1	

Warning: these figures indicate the number of cases found in the data file. They cannot be interpreted as summary statistics of the population of interest.

hh_a2_vivant: Is she/he still alive (HH head)

Information	[Type= discrete] [Format=numeric] [Range= 0-2147483624] [Missing=*]
Statistics [NW/ W]	[Valid=1246 /-] [Invalid=0 /-]
Pre-question	Year of death
Literal question	A2a. Is "Name" alive?
Post-question	If hh_a2_vivant (A2a) in 1 => Go to hh_a3_1 (A3)
Interviewer's instructions	Don't read

Value	Label	Cases	Percentage
1	Yes	1246	100.0%

Warning: these figures indicate the number of cases found in the data file. They cannot be interpreted as summary statistics of the population of interest.

hh_a2_an: Year of death (HH head)

Information	[Type= discrete] [Format=numeric] [Range= 7777-2147483624] [Missing=*]
Statistics [NW/ W]	[Valid=0 /-] [Invalid=1246 /-]
Universe	If hh_a2_vivant in 0
Pre-question	Year of death
Literal question	A2. In which year did "Name" die? Don't know: How old was "Name" when he/she died? Year
Post-question	Go to hh_a14pays (A14Pays)
Interviewer's instructions	Read only for deceased children

Value	Label	Cases	Percentage
Sysmiss		1246	

Warning: these figures indicate the number of cases found in the data file. They cannot be interpreted as summary statistics of the population of interest.

hh_a2_age: Age at the time of death (HH head)








Information	[Type= discrete] [Format=numeric] [Range= 7777-2147483624] [Missing=*]
Statistics [NW/ W]	[Valid=0 /-] [Invalid=1246 /-]
Universe	If hh_a2_vivant in 0
Pre-question	Year of death
Literal question	A2. In which year did "Name" die? Don't know: How old was "Name" when he/she died? Age
Post-question	Go to hh_a14pays (A14Pays)

File : gh_qm_household			
# hh_a2_age: Age at the time of death (HH head)			
Interviewer's instructions		Read only for deceased children	
Value	Label	Cases	Percentage
Sysmiss		1246	
<i>Warning: these figures indicate the number of cases found in the data file. They cannot be interpreted as summary statistics of the population of interest.</i>			
# hh_a3_1: Relation with the HH head 1 (HH head)			
Information		[Type= discrete] [Format=numeric] [Range= 1-2147483624] [Missing=*]	
Statistics [NW/ W]		[Valid=1246 /-] [Invalid=0 /-]	
Universe		If hh_a2_vivant in 1	
Pre-question		Relationship with head of the HH	
Literal question		A3. How is "Name" related to the household head? First answer	
Interviewer's instructions		(Multiple answers possible in case of adopted/fostered child)	
Value	Label	Cases	Percentage
1	Household head	1246	100.0%
<i>Warning: these figures indicate the number of cases found in the data file. They cannot be interpreted as summary statistics of the population of interest.</i>			
# hh_a3_2: Relation with the HH head 2 (HH head)			
Information		[Type= discrete] [Format=numeric] [Range= 1-2147483624] [Missing=*]	
Statistics [NW/ W]		[Valid=0 /-] [Invalid=1246 /-]	
Universe		If hh_a2_vivant in 1	
Pre-question		Relationship with head of the HH	
Literal question		A3. How is "Name" related to the household head? Second answer	
Interviewer's instructions		(Multiple answers possible in case of adopted/fostered child)	
Value	Label	Cases	Percentage
Sysmiss		1246	
<i>Warning: these figures indicate the number of cases found in the data file. They cannot be interpreted as summary statistics of the population of interest.</i>			
# hh_a4: Living in the HH (HH head)			
Information		[Type= discrete] [Format=numeric] [Range= 1-2147483624] [Missing=*]	
Statistics [NW/ W]		[Valid=1246 /-] [Invalid=0 /-]	
Universe		If hh_a2_vivant in 1	
Pre-question		HH Situation	
Literal question		A4. Has "Name" been living in this household during the last 6 months or has "Name" the intention of living here for at least 6 months?	
Value	Label	Cases	Percentage
1	Yes	1246	100.0%
<i>Warning: these figures indicate the number of cases found in the data file. They cannot be interpreted as summary statistics of the population of interest.</i>			
# hh_a7a: Matrimonial status (HH head)			
Information		[Type= discrete] [Format=numeric] [Range= 0-2147483624] [Missing=*]	
Statistics [NW/ W]		[Valid=1241 /-] [Invalid=5 /-]	
Universe		If hh_a2_vivant in 1 Household members only (A4 = 1)	

File : gh_qm_household

hh_a7a: Matrimonial status (HH head)



Pre-question	To all
Literal question	A7a. Is he/she?
Post-question	If hh_a7a (A7a) in 6, 7, 8 => Go to hh_a15_natio1 (A15)
Interviewer's instructions	(read out)

Value	Label	Cases	Percentage
0	Married monogamous	754	 60.8%
1	Married polygamous	17	 1.4%
5	Consensual union	82	 6.6%
6	Single	107	 8.6%
7	Widowed	131	 10.6%
8	Divorced/separated	137	 11.0%
9	Other	13	 1.0%
Sysmiss		5	

Warning: these figures indicate the number of cases found in the data file. They cannot be interpreted as summary statistics of the population of interest.

hh_a7b: Is her/his partner living abroad? (HH head)

Information	[Type= discrete] [Format=numeric] [Range= 0-2147483624] [Missing=*]
Statistics [NW/ W]	[Valid=866 /-] [Invalid=380 /-]
Universe	If hh_a2_vivant in 1 Household members only (A4 = 1) If hh_a7a in 0, 1, 5, 9
Pre-question	To all
Literal question	A7b. Does his/her partner currently live abroad?
Post-question	If hh_a7b in 1 => Tick PARTN box (hh_q4_cjt) If hh_a7b in 0 => Go to hh_a15_natio1 (A15)

Value	Label	Cases	Percentage
0	No	717	 82.8%
1	Yes	149	 17.2%
Sysmiss		380	

Warning: these figures indicate the number of cases found in the data file. They cannot be interpreted as summary statistics of the population of interest.

hh_a7c_1: Number of the partner living abroad (HH head)

Information	[Type= discrete] [Format=numeric] [Range= 1-2147483624] [Missing=*]
Statistics [NW/ W]	[Valid=149 /-] [Invalid=1097 /-]
Universe	If hh_a2_vivant in 1 Household members only (A4 = 1) If hh_a7a in 0, 1, 5, 9 If hh_a7b in 1
Pre-question	To all
Literal question	A7c. Who is his/her partner?
Post-question	Go to hh_a15_natio1 (A15) if above 18
Interviewer's instructions	Look at the flap and note down partner(s)'s ID(s)

Value	Label	Cases	Percentage
2		23	 15.4%
3		26	 17.4%

File : gh_qm_household

hh_a7c_1: Number of the partner living abroad (HH head)

Value	Label	Cases	Percentage
4		26	17.4%
5		35	23.5%
6		11	7.4%
7		17	11.4%
8		1	0.7%
9		5	3.4%
10		2	1.3%
11		1	0.7%
13		1	0.7%
14		1	0.7%
Sysmiss		1097	

Warning: these figures indicate the number of cases found in the data file. They cannot be interpreted as summary statistics of the population of interest.

hh_a15_natio1: Current nationality 1 (HH head)

Information	[Type= discrete] [Format=numeric] [Range= 96000-2147483624] [Missing=*]
Statistics [NW/ W]	[Valid=1245 /-] [Invalid=1 /-]
Pre-question	Nationalities
Literal question	A15. Which nationalities do you; does he/she currently hold? Nationality 1
Interviewer's instructions	(list in plain text) (multiple answers possible)

Value	Label	Cases	Percentage
99329	GHANA	1242	99.8%
99338	NIGERIA	2	0.2%
99404	UNITED STATES	1	0.1%
Sysmiss		1	

Warning: these figures indicate the number of cases found in the data file. They cannot be interpreted as summary statistics of the population of interest.

hh_a15_natio2: Current nationality 2 (HH head)

Information	[Type= discrete] [Format=numeric] [Range= 96000-2147483624] [Missing=*]
Statistics [NW/ W]	[Valid=13 /-] [Invalid=1233 /-]
Pre-question	Nationalities
Literal question	A15. Which nationalities do you; does he/she currently hold? Nationality 2
Interviewer's instructions	(list in plain text) (multiple answers possible)

Value	Label	Cases	Percentage
99132	ROYAUME-UNI	1	7.7%
99327	BENIN	1	7.7%
99331	BURKINA FASO	1	7.7%
99335	MALI	1	7.7%
99338	NIGERIA	5	38.5%
99345	TOGO	1	7.7%
99404	UNITED STATES	1	7.7%

File : gh_qm_household

hh_a15_natio2: Current nationality 2 (HH head)

Value	Label	Cases	Percentage
99446	BRITISH CARIBBEAN TERRITORIES	1	7.7%
99505	AMERICAN SAMOA	1	7.7%
Sysmiss		1233	

Warning: these figures indicate the number of cases found in the data file. They cannot be interpreted as summary statistics of the population of interest.

hh_a16: Ethnicity (HH head)

Information	[Type= discrete] [Format=numeric] [Range= 0-2147483624] [Missing=*]
Statistics [NW/ W]	[Valid=1242 /-] [Invalid=4 /-]
Pre-question	Ethnicity
Literal question	A16. What is your/his/her ethnicity?

Value	Label	Cases	Percentage
0	None	1	0.1%
7	Other	94	7.6%
21	Akan	671	54.0%
22	Ga-Adangbe	252	20.3%
23	Ewe	171	13.8%
24	Guan	4	0.3%
25	Mole Dagbon	33	2.7%
26	Gurma	6	0.5%
27	Grusi	9	0.7%
28	Mande	1	0.1%
Sysmiss		4	

Warning: these figures indicate the number of cases found in the data file. They cannot be interpreted as summary statistics of the population of interest.

hh_a16_preci: Other ethnicity (HH head)

Information	[Type= discrete] [Format=character] [Missing=*]
Statistics [NW/ W]	[Valid=1243 /-] [Invalid=0 /-]
Universe	If hh_a16 in 7
Pre-question	Ethnicity
Literal question	A16. What is your/his/her ethnicity? If "Other" => Specify

Value	Label	Cases	Percentage
.		1149	92.4%
.b		9	0.7%
AMERICAN		1	0.1%
BAASARE		1	0.1%
BANDA		2	0.2%
BASARE		1	0.1%
BISA		1	0.1%
BUEM		1	0.1%
BUILSA		1	0.1%
BUSANGA		5	0.4%
CHAMBA		2	0.2%
DAEYA		1	0.1%

File : gh_qm_household

hh_a16_prci: Other ethnicity (HH head)

Value	Label	Cases	Percentage
DAGAATI		1	0.1%
DAGAO		1	0.1%
DAGARTI		1	0.1%
DAGOMBA		10	0.8%
DONGON		1	0.1%
FRAFRA		4	0.3%
FULANI		1	0.1%
GONJA		8	0.6%
HAUSA		9	0.7%
IBO		1	0.1%
KANJAGA		1	0.1%
KARDOR		1	0.1%
KASENA-NANKANA		1	0.1%
KASSENA		1	0.1%
KONKOMBA		1	0.1%
KONKONBA		1	0.1%
KOTOKO		1	0.1%
KOTOKOLI		6	0.5%
KROBO		1	0.1%
KUSASI		2	0.2%
MAMPRUSI		2	0.2%
MOSSI		2	0.2%
NIGERIA		1	0.1%
NZEMA		1	0.1%
SISALA		3	0.2%
SISSALA		1	0.1%
WALA		1	0.1%
YUROBA		1	0.1%
ZAMRAMA		3	0.2%
ZOGU		1	0.1%

Warning: these figures indicate the number of cases found in the data file. They cannot be interpreted as summary statistics of the population of interest.

hh_a17: Religion (HH head)

Information	[Type= discrete] [Format=numeric] [Range= 1-2147483624] [Missing=*]
Statistics [NW/ W]	[Valid=1245 /-] [Invalid=1 /-]
Definition	Christian: answers 6 to 8 + 15 + 16 Other: answers 9 to 10
Pre-question	Religion
Literal question	A17. What is your/his/her religion?

Value	Label	Cases	Percentage
0	Muslim	154	12.4%
6	Catholic	140	11.2%
7	Protestant	327	26.3%

File : gh_qm_household

hh_a17: Religion (HH head)

Value	Label	Cases	Percentage
8	Other Christian	99	8.0%
9	Traditional religion	3	0.2%
10	Other religion	6	0.5%
11	No religion	19	1.5%
15	Spiritualist	2	0.2%
16	Charismatic/pentecostal	495	39.8%
Sysmiss		1	

Warning: these figures indicate the number of cases found in the data file. They cannot be interpreted as summary statistics of the population of interest.

hh_a17_preci: Specify the other religion (HH head)

Information	[Type= discrete] [Format=character] [Missing=*]
Statistics [NW/ W]	[Valid=1242 /-] [Invalid=0 /-]
Universe	If hh_a17 in 10
Pre-question	Religion
Literal question	A17. What is your/his/her religion? If "Other religion" => Specify

Value	Label	Cases	Percentage
.		1236	99.5%
.b		1	0.1%
BUHDIST		1	0.1%
HOPE INT. MIN.		1	0.1%
JEHOVAH WITNESS		2	0.2%
S.D.A		1	0.1%

Warning: these figures indicate the number of cases found in the data file. They cannot be interpreted as summary statistics of the population of interest.

hh_a18: Level of education (HH head)

Information	[Type= discrete] [Format=numeric] [Range= 0-2147483624] [Missing=*]
Statistics [NW/ W]	[Valid=1240 /-] [Invalid=6 /-]
Pre-question	Level of education
Literal question	A18. If "Name" goes or went to school: what was the last year "Name" attended?
Interviewer's instructions	If "Name" had formal education, use the CARD to code.

Value	Label	Cases	Percentage
0	None	88	7.1%
1	Pre-school (1 year in school)	2	0.2%
2	Pre-school (2 years in school)	7	0.6%
3	Pre-school (3 years in school)	3	0.2%
4	Primary school (4 years in school)	3	0.2%
5	Primary school (5 years in school)	4	0.3%
6	Primary school (6 years in school)	10	0.8%
7	Primary school (7 years in school)	8	0.6%
8	Primary school (8 years in school)	13	1.0%
9	Primary school (9 years in school)	36	2.9%
10	Middle-school/JSS/JHS/Secondary	16	1.3%

File : gh_qm_household

hh_a18: Level of education (HH head)

Value	Label	Cases	Percentage
11	Middle-school/JSS/JHS/Secondary	24	1.9%
12	Middle-school/JSS/JHS/Secondary	132	10.6%
13	Middle-school/SSS/SHS/Technical/Vocational/Secondary	335	27.0%
14	SSS/SHS/Technical/Vocational/Secondary	62	5.0%
15	SSS/SHS/Technical/Vocational/Secondary/Post secondary	159	12.8%
16	Secondary/Post secondary	83	6.7%
17	Post secondary/Bachelor degree	114	9.2%
18	Bachelor degree	8	0.6%
19	Bachelor degree	3	0.2%
20	Bachelor degree	83	6.7%
21	Second degree/PhD	1	0.1%
22	Second degree/PhD	18	1.5%
23	PhD	7	0.6%
55	Only Koranic school	21	1.7%
Sysmiss		6	

Warning: these figures indicate the number of cases found in the data file. They cannot be interpreted as summary statistics of the population of interest.

hh_a19: Current occupation (HH head)

Information	[Type= discrete] [Format=numeric] [Range= 1-2147483624] [Missing=*]
Statistics [NW/ W]	[Valid=1244 /-] [Invalid=2 /-]
Pre-question	Activity status
Literal question	A19. At present, "Name" is primarily (spends most of his/her time)...
Post-question	If hh_a19 not in 1 => Go to hh_a14pays (A14Pays)

Value	Label	Cases	Percentage
1	Active, he/she works	968	77.8%
2	Without occupation/housewife	27	2.2%
3	Unemployed/searching for a job	56	4.5%
4	Pupil/student/trainee	15	1.2%
5	Retired, doesn't work anymore	156	12.5%
6	Other inactive	22	1.8%
Sysmiss		2	

Warning: these figures indicate the number of cases found in the data file. They cannot be interpreted as summary statistics of the population of interest.

hh_a20: Current job (HH head)

Information	[Type= discrete] [Format=character] [Missing=*]
Statistics [NW/ W]	[Valid=1245 /-] [Invalid=0 /-]
Universe	If hh_a19 in 1
Pre-question	Occupation
Literal question	A20. What is "Name" occupation, profession, position, task?
Interviewer's instructions	Describe in detail the product type (good or service) produced or sold; and the place where it is produced or sold.

Value	Label	Cases	Percentage
.		277	22.2%
.b		4	0.3%

File : gh_qm_household

hh_a20: Current job (HH head)

Value	Label	Cases	Percentage
.c		2	0.2%
111		9	0.7%
112		3	0.2%
211		21	1.7%
214		4	0.3%
215		1	0.1%
222		10	0.8%
224		1	0.1%
225		1	0.1%
226		3	0.2%
231		9	0.7%
232		18	1.4%
233		3	0.2%
241		33	2.7%
242		51	4.1%
243		8	0.6%
244		6	0.5%
245		33	2.7%
246		35	2.8%
247		11	0.9%
248		4	0.3%
249		81	6.5%
25		1	0.1%
251		35	2.8%
252		17	1.4%
310		3	0.2%
311		32	2.6%
312		20	1.6%
313		9	0.7%
314		10	0.8%
315		15	1.2%
316		6	0.5%
317		40	3.2%
318		6	0.5%
319		6	0.5%
321		10	0.8%
322		3	0.2%
323		4	0.3%
324		5	0.4%
325		1	0.1%
401		4	0.3%
405		3	0.2%
407		1	0.1%

File : gh_qm_household

hh_a20: Current job (HH head)

Value	Label	Cases	Percentage
408		1	0.1%
468		1	0.1%
501		6	0.5%
502		5	0.4%
503		8	0.6%
504		1	0.1%
505		1	0.1%
611		6	0.5%
613		5	0.4%
616		1	0.1%
621		12	1.0%
622		5	0.4%
623		8	0.6%
624		2	0.2%
625		2	0.2%
626		6	0.5%
631		4	0.3%
632		1	0.1%
641		2	0.2%
643		2	0.2%
713		3	0.2%
714		3	0.2%
722		3	0.2%
731		2	0.2%
732		4	0.3%
733		1	0.1%
734		3	0.2%
735		1	0.1%
741		3	0.2%
742		1	0.1%
743		6	0.5%
744		18	1.4%
745		4	0.3%
746		2	0.2%
747		4	0.3%
748		2	0.2%
751		3	0.2%
752		1	0.1%
753		1	0.1%
755		1	0.1%
756		2	0.2%
761		6	0.5%
762		2	0.2%

File : gh_qm_household

hh_a20: Current job (HH head)

Value	Label	Cases	Percentage
763		14	1.1%
764		6	0.5%
804		9	0.7%
805		1	0.1%
888		7	0.6%
943		1	0.1%
A FOREMAN WITH INTERPLAST		2	0.2%
A TRADER SELLS CLOTHS. GIVES THEM OUT ON CREDIT (WHOLESALE)		1	0.1%
ACCOUNTANT		2	0.2%
ACCOUNTANT. AT NFUM FARMS.		1	0.1%
ACCOUNTS CLERK		1	0.1%
APPRENTICE HAIR DRESSING		1	0.1%
ASS. DATA PROCESSER AT FORESTRY (MINISTRIES)		1	0.1%
AUTO MECHANIC AT KANESHIE		1	0.1%
AUTO MECHANIC:REF FAULTY VEHICLES		1	0.1%
BAILE		1	0.1%
BANKER		1	0.1%
BANKER: WORKS IN THE BANK AS A CUSTOMER RELATIONS OFFICER 322		1	0.1%
BEAUTICIAN- MANICURE AND PEDICURE		1	0.1%
BEUTICIAN: PLAITING AND PERMING OF HAIR (HAIRDRESSING)		1	0.1%

File : gh_qm_household

hh_a20: Current job (HH head)

Value	Label	Cases	Percentage
BUILDING & ROAD CONTRACTOR. OWNS A FIRM		1	0.1%
BUSINESS MAN		1	0.1%
BUSINESS WOMAN SELLS CLOTH AND SHOES.		1	0.1%
BUSINESSMAN		2	0.2%
BUSINESSMAN: TRADES IN HOME APPLIANCES (WHOSALE)		1	0.1%
BUSINESSMAN: IN BYCICLES AND MOTOR		1	0.1%
BUYS AND SELLS FASHIONABLE GOODS, CLOTHING.		1	0.1%
CAPENTER. DESIGNES, WARDROBE CHAIRS, TABLES, ROOFING		1	0.1%
CAR DEALER AT ASH TOWN		1	0.1%
CARPENTARY		2	0.2%
CARPENTER - OPERATES OWN SHOP WITH APPRENTICES (316)		1	0.1%
CARPENTER OWNS A CARPENTRY SHOP DESIGNS BEDS, CHAIRS, ETC.		1	0.1%
CARPENTRY STAFFS FURNITURE AND MAKES FURNITURE		1	0.1%
CASHIER AT(502) BARCLAYS BANK		1	0.1%
CHILD RIGHTS ADUCATE		1	0.1%

File : gh_qm_household

hh_a20: Current job (HH head)

Value	Label	Cases	Percentage
(NGO) MANAGER.			
CHOP BAR OPERATOR AR MAGAZINE		1	0.1%
COMMERCIAL BUS DRIVER (TROTRO) 231		1	0.1%
COMMERCIAL DRIVER		1	0.1%
COMMERCIAL VEHICLE DRIVER		1	0.1%
COOKS AND SELLS FOOD(JOLLOF RICE, PLAIN RICE)		1	0.1%
COOKS KENKEY AND SELL (FOOD VENDOR)		1	0.1%
DECORATE CORPSE (242)		1	0.1%
DESIGNS SLIDING DOORS. OWNS A BIG SHOP. 318		1	0.1%
DRESS MAKER, SEWS DRESSES IN THE HOUSE.		1	0.1%
DRIVER		1	0.1%
DRIVER DRIVE COMMERCIAL CAR		1	0.1%
DRIVER DRIVES 207 CAR COMMECIAL BUS		1	0.1%
DRIVER IN ONE OF THE PRIVATE COMPANIES		1	0.1%
DRIVER OF HEAVY DUTY TRUCK		1	0.1%
DRIVER OF URBAN COMMERCIAL CAR "TROTRO" 251		1	0.1%

File : gh_qm_household

hh_a20: Current job (HH head)

Value	Label	Cases	Percentage
DRIVER TRAVELS LONG JOURNEY FROM TECHIMAN		1	0.1%
DRIVER. DRIVES A TAXI AND AROUND KUMASI		1	0.1%
DRIVER: COMMERCIAL BUSES.		1	0.1%
DRIVES A CARGO CAR		1	0.1%
DRIVES TRUCKS OR CARGOES AND AT TIMES TRAVEL OUTSIDE		1	0.1%
DRUMMER OWNER OF A DRUMMING GROUP		1	0.1%
ELECTRONIC		1	0.1%
FARMER		1	0.1%
FARMER, COCOA PLANTATION. HAS OWN FARM.		1	0.1%
FARMING, COCOA & RICE		1	0.1%
FIXES NAILS IN A SHOP INFRONT OF HER HOUSE.		1	0.1%
FOOD VENDOR- SELLS RICE AND WAKYE		1	0.1%
FOOD VENDOR. COOKS RICE AND SELL		1	0.1%
FORMER PLANT PERENNIAL CROPS		1	0.1%
FRIES & SELL FISH ON WHOLESALE 315		1	0.1%

File : gh_qm_household

hh_a20: Current job (HH head)

Value	Label	Cases	Percentage
FURNITURE DESIGNERS, WORDROPE CHAIRS, TABLES		1	0.1%
GOLDSMITH MAKES RINGS,WATCHES ETC.		1	0.1%
HAIR DRESSER IN HER SHOP(211)		1	0.1%
HAIRDRESSER		1	0.1%
HAIRDRESSER AND A TRADER. GOES TO TOGO TO BRING CLOTHS		1	0.1%
HEAD MASTER AT WEWESO SCHOOL.		1	0.1%
HEADMASTER, WORLD LINK ACADEMY		1	0.1%
IN AN AGER OF FATHERS TRANSPORT WORK. HE RECIEVES THE DAY TO DAY SELLS OF THE DRIVERS AND PAYS THEM		1	0.1%
INSURANCE BROKER SELLS INSURANCE		1	0.1%
KENKEY AND FISH (SELL)		1	0.1%
KENKEY SELLER		1	0.1%
LOTTO OPERATOR IN A KIOSK		1	0.1%
MAISON. BUILD HOUSES		1	0.1%
MANAGER		1	0.1%
MARKETING MANAGER AT AMAL BANK.		1	0.1%

File : gh_qm_household

hh_a20: Current job (HH head)

Value	Label	Cases	Percentage
MASON		1	0.1%
MASON, TILER (312) AND BLOCK MANUFACTURER		1	0.1%
MOONLIGHTING DOES NOT HAVE A SPECIFIC WORK. HE HELPS FRIENDS IN VARIOUS BUSINESSES		1	0.1%
NURSE AT MAMPLOBI POLY CLINIC		1	0.1%
NURSE IN A HOSPITAL		1	0.1%
NURSERY SCHOOL TEACHER		1	0.1%
OPERATES A PROVISION SHOP INFRONT OF HOUSE		1	0.1%
OPERATES A SECONDHAND CLOTHING SHOP		1	0.1%
OPERATES AS A FOREX BUREAU AGENT EXCHANGING FOREIGN CURRENCIES		1	0.1%
OPERATES HER OWN PROVISION SHOP(249)		1	0.1%
OPERATES OWN DRINKING SPOT IN THE HOUSE.		1	0.1%
OPERATOR OF A MACHINE THAT PRODUCES INDUSTRIAL CHEMICALS		1	0.1%
OWNS A LOTTO STORE AND		1	0.1%

File : gh_qm_household

hh_a20: Current job (HH head)

Value	Label	Cases	Percentage
OPERATES IT HIMSELF			
PACKAGES PLYWOOD AT BONOPLEX COMPANY.		1	0.1%
PAINTER/ SPRAYER		1	0.1%
PART TIME TEACHER AT ST. LOUIS (SHS) BIOLOGY		1	0.1%
PASTOR AT EVANGELICAL CHURCH		1	0.1%
PASTOR OF UNITED KINGDOM MINISTRY INTERNATIONAL		1	0.1%
PLUMBING WORKS		1	0.1%
PREPARES AND SELLS KENKEY BY THE ROAD SIDE		1	0.1%
PROVISIONS		1	0.1%
PURCHASING AND SUPPLY OFFICER		1	0.1%
REPAIRS ELECTRONIC GARGETS TV, RADIO, ETC.		1	0.1%
REPAIRS HOME USED TV AND SYSTEMS AND SELLS TO RETAILER		1	0.1%
SEAMSTRESS		2	0.2%
SEAMSTRESS AT HOME		1	0.1%
SEAMSTRESS SEWS CLOTHING FOR INDIVIDUALS		1	0.1%
SECURITY MAN AT A PRIVATE COMPANY		1	0.1%
SELL BREAD IN THE		1	0.1%

File : gh_qm_household

hh_a20: Current job (HH head)

Value	Label	Cases	Percentage
MARKET ON RETAIL.			
SELL GADGETS ON RETAIL BASIS		1	0.1%
SELL GROUDNUT, MAIZE IN LARGE QUANTITIES		1	0.1%
SELLS AUTO PARTS AT ABBOSEY OKAI		1	0.1%
SELLS BEANS AND KENKEY IN THE HOUSE		1	0.1%
SELLS BODY AND HAIR POMADE IN A SHOP AT HOME		1	0.1%
SELLS BOTTLES (DRUG) CONTAINERS IN THE MARKET (247)		1	0.1%
SELLS BUILDING MATERIAL		1	0.1%
SELLS CASSAVA AND PLANTAINS AT HOME		1	0.1%
SELLS CASSAVA AND PLATAINS IN THE MARKET		1	0.1%
SELLS CASSAVA, PLANTAIN, COCOYAM AND VEGETABLES. (245)		1	0.1%
SELLS CHILDREN'S WEAR		1	0.1%
SELLS CLOTH TO CUSTOMERS ON CREDIT		1	0.1%
SELLS COSMETICS IN THE MARKET		1	0.1%

File : gh_qm_household

hh_a20: Current job (HH head)

Value	Label	Cases	Percentage
SELLS ELECTRICAL APPLIANCE AT ACCRA		1	0.1%
SELLS FISH TAKES IT TO THE VILLAGES(245)		1	0.1%
SELLS FOODSTUFFS PLANTAIN AND VEGETABLES		1	0.1%
SELLS FRIED YAM		1	0.1%
SELLS JEWELERIES		1	0.1%
SELLS JEWELLERY		1	0.1%
SELLS LADIES WEAR		1	0.1%
SELLS LOCAL MAT		1	0.1%
SELLS MAIZE		1	0.1%
SELLS MEN SUIT		1	0.1%
SELLS MEN'S SUIT		1	0.1%
SELLS MUDFISH IN THE MARKET.		1	0.1%
SELLS ONIONS AND OTHER INGREDIENTS		1	0.1%
SELLS ORANGES IN THE HOUSE		1	0.1%
SELLS PLANTAIN AND POTATOES AT HOME (245)		1	0.1%
SELLS PROVISION IN FRONT OF HOUSE ON RETAIL		1	0.1%
SELLS PROVISIONS		2	0.2%
SELLS PROVISIONS (BISCUITS, TOFFEES)		1	0.1%

File : gh_qm_household

hh_a20: Current job (HH head)

Value	Label	Cases	Percentage
SELLS SACHET WATER AND PIPE BORNE WATER		1	0.1%
SELLS SECOND HAND CLOTHING AT HOME		1	0.1%
SELLS SECOND HAND CLOTHINGS ON THE MARKET		1	0.1%
SELLS TYRES IN ASH. TOWN		1	0.1%
SELLS VEGATABLES,C		1	0.1%
SELLS WATER (FROM TAP)		1	0.1%
SELLS WATER AT HOME(SACHET WATER)		1	0.1%
SEW DRESSES IN THE HOUSE AS A DRESSMAKER		1	0.1%
SEWS DRESS IN THE HOUSE SEAMSTRESS (317)		1	0.1%
SEWS TROUSERS AND SHIRTS AT ACCRA		1	0.1%
SHOE MAKER MENDS SHOES IN A SHOP		1	0.1%
SHOE MAKING, OWNS A SHOP. PRODUCES AND MENDS SHOES.		1	0.1%
ST GABRIEL SCH AHAMASU.		1	0.1%
SUPERMARKET OPERATOR SELL VARIETIES OF COMMODITIES		1	0.1%

File : gh_qm_household

hh_a20: Current job (HH head)

Value	Label	Cases	Percentage
TAILOR (WITH HIS SHOP IN TOWN)		1	0.1%
TAILOR OWNS A SHOP		1	0.1%
TAILOR SEWS ATTIRE FOR CUSTOMERS FOR 2 YEARS NOW		1	0.1%
TAILOR,SEWS DRESSES IN A SHOP		1	0.1%
TAX DRIVER PLYING THE TOWNS OF KUMASI		1	0.1%
TAXI DRIVER		2	0.2%
TAXI DRIVER IN KUMASI		1	0.1%
TAXI DRIVER OWN CAR (251)		1	0.1%
TEACHER AT NEW SUAME. TEACHES SOCIAL STUDIES IN J.S.H		1	0.1%
TEACHER IN A SECONDARY SCH. TEACHES ECONOMICS		1	0.1%
TEACHER TEACHES ECONOMICS AT SECONDARY SCHOOL		1	0.1%
TEACHER TEACHES ENGLISH AT SENIOR HIGH SCHOOL		1	0.1%
TEACHER: TEACHES MATHEMATICS IN A JUNIOR HIGH SCHOOL		1	0.1%
TEACHES AT A PRIMARY SCHPPL		1	0.1%
TEACHES ENGLISH AT A JUNIOR SEC. SCHOOL.		1	0.1%

File : gh_qm_household

hh_a20: Current job (HH head)

Value	Label	Cases	Percentage
TRADER : SELLS FISH IN THE MARKET		1	0.1%
TRADER IN FOOTWEAR		1	0.1%
TRADER IN WAX PRINTS		1	0.1%
TRADER SELLS FOOD STUFFS & VEGETABLES INFRONT OF HER HOUSE (315)		1	0.1%
TRADER SELLS PROVISIONS		1	0.1%
TRADER SELLS SECOND HAND FOOTWEAR ON WHOLESALE		1	0.1%
TRADER, OPERATES A PROVISION STORE		1	0.1%
TRADER, SELLS PROVISIONS IN HER SHOP AT HOME 244		1	0.1%
TRADER,SELLS HOME USED FRIDGES		1	0.1%
TRADER: SELLS AND RENTS VIDEO CASSETTES INFRONT OF THE HOUSE		1	0.1%
TRADER: SELLS PROVISIONS LIKE SUGAR MILO, NIDO ETC. ON A SMALL SCALE IN THE MARKET		1	0.1%
TRADER:TRADI SELLS TOOTH PASTES AND BRUSH(RETAIL		1	0.1%
TRADES (SELLS)		1	0.1%

File : gh_qm_household

hh_a20: Current job (HH head)

Value	Label	Cases	Percentage
TOMATOES (WHOLESALE)			
TRADES IN AUTO PRODUCT		1	0.1%
TRADES IN FOODSTUFFS		1	0.1%
TRADES IN FOOTWEAR		1	0.1%
TRADES IN SHOES, CLOTHING, ETC. IMPORTS FROM NIGERIA		1	0.1%
TRANSPORT & ESTATE OWNER & MANAGER		1	0.1%
WEDER AT HIS OWN FITTIND SHOP		1	0.1%
WORKS AT THE BANK AS A CONSULTANT.		1	0.1%
WORKS IN THE PALACE GUARDS OTUMFUO		1	0.1%
WORKS WITH A CONSTRUCTION FIRM AS A MASON AT APRADE 312		1	0.1%
WORKS WITH INTERNAL REVENUE SERVICE WITH THEIR ACCOUNTS OFFICE RECEIVE REVENUE PAYMENTS		1	0.1%

Warning: these figures indicate the number of cases found in the data file. They cannot be interpreted as summary statistics of the population of interest.

hh_a21: Current socio-economic status (HH head)

Information	[Type= discrete] [Format=numeric] [Range= 1-2147483624] [Missing=*]
Statistics [NW/ W]	[Valid=956 /-] [Invalid=290 /-]
Definition	Wage-earner: answers 1 to 3 Non-wage employment: answers 4 to 7
Universe	If hh_a19 in 1
Pre-question	Socio-professional category

File : gh_qm_household

hh_a21: Current socio-economic status (HH head)

Literal question A20. You/he/she is:

Value	Label	Cases	Percentage
1	Intellectual/higher level occupation	69	7.2%
2	Skilled employee or worker	208	21.8%
3	Unskilled employee, labourer, worker	99	10.4%
4	Employer	52	5.4%
5	Self employed	522	54.6%
6	Apprentice, intern	4	0.4%
7	Family help	2	0.2%
Sysmiss		290	

Warning: these figures indicate the number of cases found in the data file. They cannot be interpreted as summary statistics of the population of interest.

hh_a14pays: Country of birth (HH head)

Information [Type= discrete] [Format=numeric] [Range= 96000-2147483624] [Missing=*]

Statistics [NW/ W] [Valid=1244 /-] [Invalid=2 /-]

Pre-question To all, including deceased persons
Place of birth

Literal question A14PAYS. In which country was "Name" born?

Post-question If abroad => Go to hh_a14imm_an (A14IMM)

Value	Label	Cases	Percentage
99302	LIBERIA	1	0.1%
99326	COTE DIVOIRE	1	0.1%
99328	GABON	1	0.1%
99329	GHANA	1236	99.4%
99335	MALI	1	0.1%
99338	NIGERIA	2	0.2%
99345	TOGO	1	0.1%
99352	ALGERIA	1	0.1%
Sysmiss		2	

Warning: these figures indicate the number of cases found in the data file. They cannot be interpreted as summary statistics of the population of interest.

hh_a14vil: Town of birth (HH head)

Information [Type= discrete] [Format=character] [Missing=*]

Statistics [NW/ W] [Valid=1245 /-] [Invalid=0 /-]

Universe If hh_a14pays in 99329 (GHANA)

Pre-question To all, including deceased persons
Place of birth

Literal question A14VIL. In which village or town and district?
Town

Interviewer's instructions Note the code of the district (See list of district codes)

Value	Label	Cases	Percentage
.		23	1.8%
.0310		1	0.1%
.ADUM		1	0.1%
.DABORYA		1	0.1%

File : gh_qm_household

hh_a14vil: Town of birth (HH head)

Value	Label	Cases	Percentage
.WALEWALE		1	0.1%
01		4	0.3%
01003001000001		1	0.1%
01030094000009		1	0.1%
0104102000102		3	0.2%
010410200012		1	0.1%
0104204000204		1	0.1%
0104304000304		1	0.1%
0106		1	0.1%
0106001000001		3	0.2%
010600100001		1	0.1%
0106001714001		2	0.2%
0106004000004		1	0.1%
0106009400009		1	0.1%
0107003000003		1	0.1%
0110002000002		2	0.2%
0160204000204		1	0.1%
02		6	0.5%
0201		1	0.1%
0201001000001		1	0.1%
0201002000002		1	0.1%
0202011400011		1	0.1%
02027000702		1	0.1%
02027002000702		1	0.1%
0202702000702		4	0.3%
0204		1	0.1%
0204001000001		7	0.6%
0204002000002		1	0.1%
0205		1	0.1%
0205001000001		2	0.2%
0206001000001		2	0.2%
02070001000001		1	0.1%
0207001000001		2	0.2%
0207001732024		1	0.1%
0207005100005		2	0.2%
0208		1	0.1%
0209005400005		1	0.1%
0210001000001		5	0.4%
0212		1	0.1%
0212001000001		5	0.4%
0214		1	0.1%
0220500100001		1	0.1%
02206001000001		1	0.1%

File : gh_qm_household

hh_a14vil: Town of birth (HH head)

Value	Label	Cases	Percentage
03		2	0.2%
030005000005		1	0.1%
0301		23	1.8%
0301005000605		1	0.1%
030101000301		1	0.1%
0301103000103		5	0.4%
0301104000104		9	0.7%
0301105000105		2	0.2%
0301106000106		3	0.2%
0301108000108		3	0.2%
0301201000201		11	0.9%
0301203000103		1	0.1%
0301203000203		91	7.3%
0301203000206		1	0.1%
030120300203		2	0.2%
0301204000204		1	0.1%
0301301000301		2	0.2%
0301303000303		9	0.7%
0301404000404		1	0.1%
0301405000404		1	0.1%
0301405000405		7	0.6%
0301407000407		4	0.3%
03015000502		1	0.1%
0301501000501		2	0.2%
0301502000502		5	0.4%
030150200502		1	0.1%
0301503000503		1	0.1%
0301504000504		4	0.3%
0301505000505		1	0.1%
030154000504		1	0.1%
0301601000601		1	0.1%
0301603000603		2	0.2%
0301605000605		1	0.1%
0301606000606		8	0.6%
03016066000606		1	0.1%
0302033400033		1	0.1%
0303		1	0.1%
0303001000001		2	0.2%
0303001716001		1	0.1%
0303002000002		4	0.3%
0303002000002		1	0.1%
0303003000005		1	0.1%
0303005000005		10	0.8%

File : gh_qm_household

hh_a14vil: Town of birth (HH head)

Value	Label	Cases	Percentage
0303012400012		1	0.1%
030301240012		1	0.1%
0304001749001		16	1.3%
0304002000002		5	0.4%
0304007400007		1	0.1%
0304505000505		1	0.1%
0305002000002		11	0.9%
030502000502		1	0.1%
0306		7	0.6%
0309		1	0.1%
0310		2	0.2%
031104000104		1	0.1%
031303000303		1	0.1%
031405000405		1	0.1%
031605000605		1	0.1%
04		15	1.2%
0401001400001		1	0.1%
0402		1	0.1%
0402001000001		1	0.1%
0402002000002		1	0.1%
0402004000004		8	0.6%
040200400004		1	0.1%
0402008400008		2	0.2%
0402010400010		1	0.1%
0403		1	0.1%
0403001799001		1	0.1%
0403002000002		3	0.2%
0403007400007		1	0.1%
0404001000001		1	0.1%
0404002400002		1	0.1%
0405001732001		1	0.1%
0405006400006		1	0.1%
0406001000001		14	1.1%
040600640		1	0.1%
0407001000001		7	0.6%
0407002000002		2	0.2%
0408001000001		4	0.3%
040800100001		1	0.1%
0408008500008		1	0.1%
0409		1	0.1%
0409002000002		1	0.1%
0409014400014		1	0.1%
0409015400015		1	0.1%

File : gh_qm_household

hh_a14vil: Town of birth (HH head)

Value	Label	Cases	Percentage
0410001730002		2	0.2%
05		19	1.5%
0501		1	0.1%
05020001100001		1	0.1%
0502001100001		3	0.2%
0502001734003		1	0.1%
0502003000003		1	0.1%
0503001000001		8	0.6%
0503001600001		1	0.1%
0503002000002		2	0.2%
0504		2	0.2%
050400100001		1	0.1%
0504003000003		1	0.1%
0505001000001		9	0.7%
0505001711001		1	0.1%
050500171101		1	0.1%
0505012400012		1	0.1%
0506004000004		3	0.2%
0506007000007		1	0.1%
0506020400020		1	0.1%
0507		1	0.1%
05087014000701		1	0.1%
0508701400701		12	1.0%
0508703400303		1	0.1%
0508703400703		1	0.1%
0509001000001		7	0.6%
0509001760001		1	0.1%
0509002000002		1	0.1%
051		1	0.1%
05100009400009		1	0.1%
05100010000001		1	0.1%
0510002000002		1	0.1%
0511001000001		2	0.2%
051100740007		1	0.1%
0512		1	0.1%
0513001000001		3	0.2%
0514001400001		1	0.1%
0515001000001		5	0.4%
0515003000003		6	0.5%
051500300003		1	0.1%
0515006000004		1	0.1%
0515006000006		2	0.2%
0515007100007		1	0.1%

File : gh_qm_household

hh_a14vil: Town of birth (HH head)

Value	Label	Cases	Percentage
0515018400018		1	0.1%
0515025400025		1	0.1%
0515033400033		1	0.1%
0518		1	0.1%
0535003000003		1	0.1%
06		19	1.5%
0601002000002		1	0.1%
060100740007		1	0.1%
060100840008		1	0.1%
0601027400027		1	0.1%
06016001000001		1	0.1%
0603		1	0.1%
0604001000001		1	0.1%
0605001760024		1	0.1%
0605012400012		1	0.1%
0606001000001		2	0.2%
0606001943022		3	0.2%
0606001947051		1	0.1%
0607001000001		4	0.3%
0607002000002		2	0.2%
06080001000001		1	0.1%
0608001000001		2	0.2%
0608002000002		5	0.4%
060800200000206		1	0.1%
0608005500005		1	0.1%
0608007400007		1	0.1%
0608008400008		1	0.1%
0608028400028		1	0.1%
060816400016		1	0.1%
060900440004		1	0.1%
0609022500022		1	0.1%
06090225000405		1	0.1%
0609034500034		1	0.1%
0609045400045		1	0.1%
0610		1	0.1%
0610103000103		1	0.1%
06101033400033		1	0.1%
0610106000106		4	0.3%
0610111000111		2	0.2%
0610112000112		1	0.1%
0610113000113		2	0.2%
0610204000204		5	0.4%
0610205000205		1	0.1%

File : gh_qm_household

hh_a14vil: Town of birth (HH head)

Value	Label	Cases	Percentage
0610206000206		3	0.2%
06102080002008		1	0.1%
06102100002110		1	0.1%
0610211000211		2	0.2%
0610213000213		5	0.4%
06102140000210		1	0.1%
0610215000215		3	0.2%
0610216000216		2	0.2%
0610301000301		2	0.2%
0610302000302		1	0.1%
0610303000303		5	0.4%
061030300303		1	0.1%
061035000305		1	0.1%
0610403000403		8	0.6%
061040400404		1	0.1%
0610405000405		1	0.1%
0610408000408		1	0.1%
0610409000409		4	0.3%
0610411000411		22	1.8%
0610412000412		1	0.1%
0611003000003		1	0.1%
0611004000004		2	0.2%
0611006000006		1	0.1%
0611011400011		1	0.1%
0611023500023		1	0.1%
0612001944015		1	0.1%
0612002000002		2	0.2%
06120035000003		1	0.1%
0613002000002		1	0.1%
0613003000003		1	0.1%
0613010400010		1	0.1%
0614		1	0.1%
0614001000001		5	0.4%
0614001717003		1	0.1%
0614005100005		1	0.1%
0614005400005		1	0.1%
0614006400006		1	0.1%
0614014400014		1	0.1%
061411000411		1	0.1%
0615		50	4.0%
0615001000001		1	0.1%
0616001000001		1	0.1%
061600100001		1	0.1%

File : gh_qm_household

hh_a14vil: Town of birth (HH head)

Value	Label	Cases	Percentage
0616002000002		4	0.3%
0616003000003		1	0.1%
0617		1	0.1%
0617001702050		1	0.1%
0618001000001		1	0.1%
0618002400002		1	0.1%
0623		2	0.2%
07		1	0.1%
0701001000005		1	0.1%
0702001708001		1	0.1%
0703002000002		1	0.1%
0704001000001		3	0.2%
0704004000004		1	0.1%
0705001000001		1	0.1%
0707001000001		4	0.3%
0708		1	0.1%
0708001000001		2	0.2%
0709001000001		4	0.3%
0709002000002		1	0.1%
0710001000001		2	0.2%
0711001792001		1	0.1%
0712		1	0.1%
0712001000001		2	0.2%
0713		2	0.2%
0715		1	0.1%
0801001000001		3	0.2%
0804001000001		1	0.1%
0807001000001		3	0.2%
0808007400007		5	0.4%
0811		1	0.1%
0813002000002		1	0.1%
0818		1	0.1%
09		1	0.1%
0902001000001		2	0.2%
09040010000001		1	0.1%
0904001000001		4	0.3%
0906001000001		6	0.5%
1003001000001		1	0.1%
1006		1	0.1%
104102000102		1	0.1%
106001714001		1	0.1%
106001714001.		1	0.1%
1985		1	0.1%

File : gh_qm_household

hh_a14vil: Town of birth (HH head)

Value	Label	Cases	Percentage
2027000702		1	0.1%
202702000702		1	0.1%
204001000001		1	0.1%
204002000002		1	0.1%
206001000001		2	0.2%
209005400005		1	0.1%
301103000103		4	0.3%
301104000104		2	0.2%
301106000106		1	0.1%
301201000201		3	0.2%
3012030000203		1	0.1%
301203000203		20	1.6%
301303000303		10	0.8%
3013033000303		1	0.1%
301404000404		1	0.1%
301405000405		2	0.2%
301407000407		1	0.1%
301502000502		1	0.1%
301503000503		1	0.1%
301504000504		1	0.1%
302001720002		1	0.1%
302024000024		1	0.1%
302028400028		1	0.1%
303001000001		1	0.1%
30312030002303		1	0.1%
3040017490		1	0.1%
304001749001		4	0.3%
304001749001.		1	0.1%
4020001000001		1	0.1%
402001000001		1	0.1%
403002000002		1	0.1%
40400178002		1	0.1%
404001798002		2	0.2%
406001000001		1	0.1%
408001000001		1	0.1%
503001000001		1	0.1%
503009400009		1	0.1%
504001000001		1	0.1%
504020000020508		1	0.1%
506017500017		1	0.1%
507001000001		1	0.1%
508701400701		2	0.2%
509001000001		1	0.1%

File : gh_qm_household

hh_a14vil: Town of birth (HH head)

Value	Label	Cases	Percentage
510003000003		1	0.1%
511001000001		1	0.1%
513001000001		2	0.2%
515003000003		1	0.1%
610305000305		1	0.1%
610408000408		1	0.1%
61041000411		1	0.1%
612002000002		1	0.1%
616002000002		1	0.1%
712		1	0.1%
800007400007		1	0.1%
8080074000007		1	0.1%
903001400001		1	0.1%
ABEKA		1	0.1%
ABENDZE		1	0.1%
ABERA		1	0.1%
ABETIFI		1	0.1%
ABOABO		2	0.2%
ABOABO (KUMASI)		1	0.1%
ABOSUME		1	0.1%
ABOZOME SOWUMA		1	0.1%
ACCRA		1	0.1%
ACCRA - MAMPROBI		1	0.1%
ACCRA ODORKOR		1	0.1%
ACHERENSUA		1	0.1%
ACHIAVI		1	0.1%
ACHIM SEKYEBE		1	0.1%
ACHIMOTA		1	0.1%
ADA		1	0.1%
ADANKWAMA		1	0.1%
ADANSE FOMINA		1	0.1%
ADIDOME		1	0.1%
ADIDWAN		1	0.1%
ADJIKPO		1	0.1%
ADOATO		1	0.1%
ADUAMOA KWAHU		1	0.1%
ADUM		2	0.2%
AFFUL NKWANTA		2	0.2%

File : gh_qm_household

hh_a14vil: Town of birth (HH head)

Value	Label	Cases	Percentage
AFRANCHO		1	0.1%
AGOGO		1	0.1%
AGONA		1	0.1%
AGONA BOADUA		1	0.1%
AGONA INSABAA		1	0.1%
AGONA NSABA		1	0.1%
AHODWO		1	0.1%
AKATSI (VOLTA REGION)		1	0.1%
AKOKWASO		1	0.1%
AKUAPEM MAMPONG		1	0.1%
AKWATIA LINE		5	0.4%
AKYEM AKROSO		1	0.1%
AKYEM APRADE		1	0.1%
ALABA		2	0.2%
ALAVANYO HOHOI		1	0.1%
ALLAH BAR		1	0.1%
AMAKOM		3	0.2%
AMOABENG		1	0.1%
AMPABAME		1	0.1%
ANKAMO		1	0.1%
ANLO		1	0.1%
ANLOGA		1	0.1%
APAM		1	0.1%
APEDWA		1	0.1%
APRADE		5	0.4%
ASAAMAN ASHANTI		1	0.1%
ASAFO		1	0.1%
ASANTE BEKWAI		2	0.2%
ASANTE MAMPONG		1	0.1%
ASENDA		1	0.1%
ASH TOWN		1	0.1%
ASIENIM		1	0.1%
ASIKAMU		1	0.1%
ASIN AYINIBINI		1	0.1%

File : gh_qm_household

hh_a14vil: Town of birth (HH head)

Value	Label	Cases	Percentage
ASSIN FOSU		2	0.2%
ASU HYIAE		1	0.1%
ASYLUM DOWN		1	0.1%
ATASOMANSO		1	0.1%
ATONSU		1	0.1%
AVENOR V.R		1	0.1%
AZANU		1	0.1%
BAATO		1	0.1%
BANFO		1	0.1%
BAREKUMAA		1	0.1%
BAWKU		1	0.1%
BECHEM		2	0.2%
BEGRO, AKYEM		1	0.1%
BEKWAI		1	0.1%
BEKWAI ADWENASE		1	0.1%
BEREKUM		1	0.1%
BISA		1	0.1%
BOKANKYE		1	0.1%
BOLE		1	0.1%
BOMSO		1	0.1%
BONWIRE		1	0.1%
BREMAN		2	0.2%
BUADUA		1	0.1%
BUKOM		1	0.1%
C/R ADUMAKO KOKOBIN		1	0.1%
CAPECOAST		1	0.1%
CHAMBA		1	0.1%
CHIANA		1	0.1%
CHIREH		1	0.1%
DANNYODO AMANFRO		1	0.1%
DECHEMSO		1	0.1%
DENU		1	0.1%
DICHEMSO		2	0.2%
DODOWA		1	0.1%
DOMEABRA		1	0.1%
EBO		1	0.1%
EFUWASE		1	0.1%
EJISU		1	0.1%
EJISU ACHEAKROM		1	0.1%







































File : gh_qm_household

hh_a14vil: Town of birth (HH head)

Value	Label	Cases	Percentage
ELMINA		2	0.2%
ESIMOMPONG		1	0.1%
FADAMA		1	0.1%
FANTE NEWTOWN		1	0.1%
GA - SEMPE		1	0.1%
GBESE		1	0.1%
GOMOA PAMFO KROM		1	0.1%
GRUSI		1	0.1%
GYINYAASE		1	0.1%
HO		1	0.1%
JACHIE		1	0.1%
JAMASI		2	0.2%
KADRISO		1	0.1%
KANDA		1	0.1%
KANESHIE		1	0.1%
KASOA		1	0.1%
KEJEBI		1	0.1%
KETEKRACHI		1	0.1%
KOBRISO NKENKENSO		1	0.1%
KOFORIDUA		1	0.1%
KOFORIDUA/ JUABENG		1	0.1%
KOMFU ANOKYE		1	0.1%
KONONGO		1	0.1%
KONONGO PRASO		1	0.1%
KONYAKO (SWEDRU)		1	0.1%
KORLE GORNO		1	0.1%
KOTEI		2	0.2%
KPANDO		1	0.1%
KPEDZA		1	0.1%
KROBO ODUMASE		1	0.1%
KROFROM		6	0.5%
KUKUOM		1	0.1%
KUMASI		1	0.1%
KUMAWU		1	0.1%
KUMBUGU		1	0.1%
KUNSO		1	0.1%
KUNTONSO WIASO		1	0.1%

File : gh_qm_household

hh_a14vil: Town of birth (HH head)

Value	Label	Cases	Percentage
KWADASO		8	 0.6%
KWAHU		2	 0.2%
KWAHU NORTH		1	 0.1%
KWAHU OBO		1	 0.1%
LABADI		1	 0.1%
MAAFE		1	 0.1%
MAMPONG		1	 0.1%
MAMPONG NSUTA		1	 0.1%
MAMPONGTEN		2	 0.2%
MANHYIA		1	 0.1%
MANKESSIM		1	 0.1%
MANSO ADUBIA		1	 0.1%
MANSO-ADUMPOSO		1	 0.1%
NAVRONGO		1	 0.1%
NEW TOWN		1	 0.1%
NIMA		3	 0.2%
NKAWIE		1	 0.1%
NKONTENASE		1	 0.1%
NKORANZA		1	 0.1%
NSUBRE		1	 0.1%
NTOSO		1	 0.1%
NYINAHINI		1	 0.1%
OFFINSO		2	 0.2%
OFFINSO NR		1	 0.1%
OKAISHI		1	 0.1%
OKAISHIE		1	 0.1%
ONWE-ESTSU		1	 0.1%
OSU		5	 0.4%
OTROKE		1	 0.1%
OYOKO EPUTUOGYA		1	 0.1%
PALLADIUM ACCRA		1	 0.1%
POASE CEMENT		1	 0.1%
PRESTEA		1	 0.1%
ROMAN HILL		1	 0.1%
SALAGA		2	 0.2%
SALTPOND		1	 0.1%
SANDEMA		1	 0.1%
SAVELUGU NANTONG		1	 0.1%

File : gh_qm_household

hh_a14vil: Town of birth (HH head)

Value	Label	Cases	Percentage
SAWABA		2	0.2%
SEFWI		2	0.2%
SEFWI - WIAWSO		1	0.1%
SEHWE		1	0.1%
SEKONDI		1	0.1%
SEMPE		1	0.1%
SENYA BREKUM		1	0.1%
SOGAKOPE		1	0.1%
STADIUM		1	0.1%
SUAME - KUMASI		1	0.1%
SUHUM		1	0.1%
SUKURA		1	0.1%
SUNTRESO		1	0.1%
SUNYANI		1	0.1%
SUSHYENE		1	0.1%
SWEDRU		3	0.2%
TAFO		10	0.8%
TAKORADI		1	0.1%
TAMALE		3	0.2%
TARKORADI		1	0.1%
TECHIMAN		1	0.1%
TEMA		1	0.1%
TEPA AYIWASU		1	0.1%
TEPO NKONYA		1	0.1%
TETRAM		1	0.1%
TOH KPALIME		1	0.1%
TOLON		1	0.1%
TUTU AKWAPIM		1	0.1%
TWENEDURAS/ KWAHU		1	0.1%
VANE		1	0.1%
VE-DEME		1	0.1%
WA		2	0.2%
WARAWARA		1	0.1%
WENCHI		2	0.2%
WINNEBA		1	0.1%
WIOSO		1	0.1%
WUTI		1	0.1%

Warning: these figures indicate the number of cases found in the data file. They cannot be interpreted as summary statistics of the population of interest.

File : gh_qm_household

hh_a14dep: District of birth (HH head)

Information	[Type= discrete] [Format=numeric] [Range= 101-2147483624] [Missing=*]
Statistics [NW/ W]	[Valid=1143 /-] [Invalid=103 /-]
Universe	If hh_a14pays in 99329 (GHANA)
Pre-question	To all, including deceased persons Place of birth
Literal question	A14DEP. In which village or town and district? District
Post-question	Go to hh_a12 (A12)
Interviewer's instructions	Note the code of the district (See list of district codes)

Value	Label	Cases	Percentage
1		356	31.1%
2		31	2.7%
3		71	6.2%
4		142	12.4%
5		360	31.5%
6		28	2.4%
7		14	1.2%
8		3	0.3%
9		102	8.9%
10		33	2.9%
202		1	0.1%
301		1	0.1%
615		1	0.1%
Sysmiss		103	

Warning: these figures indicate the number of cases found in the data file. They cannot be interpreted as summary statistics of the population of interest.

hh_a14imm_an: Year of moving in Ghana for the first time (HH head)

Information	[Type= discrete] [Format=numeric] [Range= 1959-2147483624] [Missing=*]
Statistics [NW/ W]	[Valid=8 /-] [Invalid=1238 /-]
Universe	If hh_a14pays not in 99329 (GHANA)
Pre-question	To all, including deceased persons Immigration
Literal question	A14IMM. In which year did "Name" settle in Ghana for the first time?
Post-question	If hh_a14imm_an in 0000 or hh_a14imm_age in 0 (Never lived in Ghana)=> Next person

Value	Label	Cases	Percentage
1955		1	12.5%
1956		1	12.5%
1957		1	12.5%
1962		1	12.5%
1965		1	12.5%
1971		1	12.5%
1991		1	12.5%
2008		1	12.5%
Sysmiss		1238	






File : gh_qm_household

hh_a14imm_an: Year of moving in Ghana for the first time (HH head)

Warning: these figures indicate the number of cases found in the data file. They cannot be interpreted as summary statistics of the population of interest.

hh_a14imm_age: Age of moving in Ghana for the first time (HH head)




Information	[Type= discrete] [Format=numeric] [Range= 0-2147483624] [Missing=*]
Statistics [NW/ W]	[Valid=8 /-] [Invalid=1238 /-] [Mean=13.125 /-] [StdDev=9.848 /-]
Universe	If hh_a14pays not in 99329 (GHANA)
Pre-question	To all, including deceased persons Immigration
Literal question	A14IMM. In which year did "Name" settle in Ghana for the first time? Don't know: How old was "Name"?
Post-question	If hh_a14imm_an in 0000 or hh_a14imm_age in 0 (Never lived in Ghana)=> Next person

Value	Label	Cases	Percentage
3		3	 37.5%
12		2	 25.0%
22		1	 12.5%
23		1	 12.5%
27		1	 12.5%
Sysmiss		1238	

Warning: these figures indicate the number of cases found in the data file. They cannot be interpreted as summary statistics of the population of interest.

hh_a12: Has she/he ever lived abroad? (HH head)



Information	[Type= discrete] [Format=numeric] [Range= 1-2147483624] [Missing=*]
Statistics [NW/ W]	[Valid=1236 /-] [Invalid=10 /-]
Universe	If "Name" has ever lived in Ghana
Pre-question	To all, including deceased persons 1st out-migration
Literal question	A12. Has "Name" already lived outside of Ghana since he/she was born / settled the 1st time in Ghana?
Post-question	If hh_a12 in 10 or 11 => Next person

Value	Label	Cases	Percentage
3	Yes, for one year or longer	317	 25.6%
10	No, never	704	 57.0%
11	Yes, for less than a year	215	 17.4%
Sysmiss		10	

Warning: these figures indicate the number of cases found in the data file. They cannot be interpreted as summary statistics of the population of interest.

hh_a13a_an: In which year did she/he left for the first time? (HH head)

Information	[Type= discrete] [Format=numeric] [Range= 0-2147483624] [Missing=*]
Statistics [NW/ W]	[Valid=300 /-] [Invalid=946 /-]
Universe	If "Name" has ever lived in Ghana Si hh_a12 in 3
Pre-question	To all, including deceased persons 1st out-migration
Literal question	A13a. In which year did you/he/she leave Ghana for the first time for at least one year?

Value	Label	Cases	Percentage
1954		1	 0.3%
1960		2	 0.7%

File : gh_qm_household

hh_a13a_an: In which year did she/he left for the first time? (HH head)

Value	Label	Cases	Percentage
1961		2	0.7%
1963		3	1.0%
1964		1	0.3%
1965		2	0.7%
1966		1	0.3%
1968		2	0.7%
1969		2	0.7%
1970		3	1.0%
1972		7	2.3%
1974		5	1.7%
1975		1	0.3%
1976		8	2.7%
1977		7	2.3%
1978		9	3.0%
1979		14	4.7%
1980		15	5.0%
1981		13	4.3%
1982		8	2.7%
1983		17	5.7%
1984		9	3.0%
1985		10	3.3%
1986		13	4.3%
1987		6	2.0%
1988		9	3.0%
1989		8	2.7%
1990		8	2.7%
1991		5	1.7%
1992		9	3.0%
1993		7	2.3%
1994		6	2.0%
1995		8	2.7%
1996		2	0.7%
1997		8	2.7%
1998		12	4.0%
1999		7	2.3%
2000		8	2.7%
2001		5	1.7%
2002		3	1.0%
2003		5	1.7%
2004		8	2.7%
2005		7	2.3%
2006		7	2.3%
2007		6	2.0%

File : gh_qm_household

hh_a13a_an: In which year did she/he left for the first time? (HH head)

Value	Label	Cases	Percentage
2008		1	<div></div> 0.3%
Sysmiss		946	

Warning: these figures indicate the number of cases found in the data file. They cannot be interpreted as summary statistics of the population of interest.

# hh_a13a_age: At what age did she/he left for the first time? (HH head)			
Information	[Type= discrete] [Format=numeric] [Range= 0-2147483624] [Missing=*]		
Statistics [NW/ W]	[Valid=300 /-] [Invalid=946 /-] [Mean=27.843 /-] [StdDev=9.863 /-]		
Universe	If "Name" has ever lived in Ghana Si hh_a12 in 3		
Pre-question	To all, including deceased persons 1st out-migration		
Literal question	A13a. In which year did you/he/she leave Ghana for the first time for at least one year? Don't know: How old were you / was he/she?		
Value	Label	Cases	Percentage
1		1	0.3%
2		1	0.3%
3		1	0.3%
4		1	0.3%
5		1	0.3%
6		2	0.7%
8		1	0.3%
10		1	0.3%
12		2	0.7%
13		1	0.3%
14		1	0.3%
15		6	2.0%
16		8	2.7%
17		6	2.0%
18		5	1.7%
19		14	4.7%
20		11	3.7%
21		13	4.3%
22		13	4.3%
23		14	4.7%
24		17	5.7%
25		14	4.7%
26		12	4.0%
27		13	4.3%
28		13	4.3%
29		13	4.3%
30		5	1.7%
31		11	3.7%
32		15	5.0%
33		13	4.3%
34		6	2.0%
35		6	2.0%
36		11	3.7%
37		6	2.0%
38		6	2.0%
39		5	1.7%
40		6	2.0%

# hh_a13a_age: At what age did she/he left for the first time? (HH head)			
Value	Label	Cases	Percentage
41		2	<div><div></div></div> 0.7%
42		3	<div><div></div></div> 1.0%
43		2	<div><div></div></div> 0.7%
44		1	<div><div></div></div> 0.3%
45		1	<div><div></div></div> 0.3%
47		1	<div><div></div></div> 0.3%
49		2	<div><div></div></div> 0.7%
50		2	<div><div></div></div> 0.7%
51		3	<div><div></div></div> 1.0%
52		2	<div><div></div></div> 0.7%
53		1	<div><div></div></div> 0.3%
55		2	<div><div></div></div> 0.7%
56		1	<div><div></div></div> 0.3%
59		1	<div><div></div></div> 0.3%
60		1	<div><div></div></div> 0.3%
Sysmiss		946	
Warning: these figures indicate the number of cases found in the data file. They cannot be interpreted as summary statistics of the population of interest.			
# hh_a13b: What was her/his destination country? (HH head)			
Information	[Type= discrete] [Format=numeric] [Range= 96000-2147483624] [Missing=*]		
Statistics [NW/ W]	[Valid=310 /-] [Invalid=936 /-]		
Universe	If "Name" has ever lived in Ghana Si hh_a12 in 3		
Pre-question	To all, including deceased persons 1st out-migration		
Literal question	A13b. What was the destination country when you/he/she left Ghana for the first time?		
Interviewer's instructions	(i.e. the first country where he/she stayed for at least a year)		
Value	Label	Cases	Percentage
96000	FRANCE	1	<div><div></div></div> 0.3%
99101	DENMARK	1	<div><div></div></div> 0.3%
99109	GERMANY	9	<div><div></div></div> 2.9%
99123	RUSSIA	2	<div><div></div></div> 0.6%
99126	GREECE	1	<div><div></div></div> 0.3%
99127	ITALY	4	<div><div></div></div> 1.3%
99131	BELGIUM	1	<div><div></div></div> 0.3%
99132	UNITED KINGDOM	51	<div><div></div></div> 16.5%
99134	SPAIN	3	<div><div></div></div> 1.0%
99135	NETHERLANDS	1	<div><div></div></div> 0.3%
99136	IRELAND or EIRE	1	<div><div></div></div> 0.3%
99140	SWITZERLAND	1	<div><div></div></div> 0.3%
99141	GERMAN DEMOCRATIC REPUBLIC	2	<div><div></div></div> 0.6%
99201	SAUDI ARABIA	4	<div><div></div></div> 1.3%
99205	LEBANON	3	<div><div></div></div> 1.0%
99207	ISRAEL	4	<div><div></div></div> 1.3%
99216	CHINA	1	<div><div></div></div> 0.3%

# hh_a13b: What was her/his destination country? (HH head)			
Value	Label	Cases	Percentage
99217	JAPAN	3	1.0%
99219	THAILAND	1	0.3%
99223	INDIA	2	0.6%
99239	KOREA (REPUBLIC OF)	1	0.3%
99247	UNITED ARAB EMIRATES	1	0.3%
99302	LIBERIA	5	1.6%
99303	SOUTH AFRICA	4	1.3%
99310	ZIMBABWE	1	0.3%
99311	NAMIBIA	1	0.3%
99313	SPANISH PROVINCES OF AFRICA	1	0.3%
99316	LIBYA	9	2.9%
99326	COTE DIVOIRE	23	7.4%
99327	BENIN	1	0.3%
99328	GABON	2	0.6%
99331	BURKINA FASO	4	1.3%
99335	MALI	4	1.3%
99337	NIGER	2	0.6%
99338	NIGERIA	95	30.6%
99339	UGANDA	1	0.3%
99341	SENEGAL	1	0.3%
99342	SIERRA LEONE	1	0.3%
99343	SUDAN	2	0.6%
99345	TOGO	24	7.7%
99346	ZAMBIA	1	0.3%
99401	CANADA	2	0.6%
99404	UNITED STATES	25	8.1%
99446	BRITISH CARIBBEAN TERRITORIES	1	0.3%
99501	AUSTRALIA	2	0.6%
Sysmiss		936	
Warning: these figures indicate the number of cases found in the data file. They cannot be interpreted as summary statistics of the population of interest.			
# hh_a13c: Did she/he already come back? (HH head)			
Information	[Type= discrete] [Format=numeric] [Range= 0-2147483624] [Missing=*]		
Statistics [NW/ W]	[Valid=313 /-] [Invalid=933 /-]		
Universe	If "Name" has ever lived in Ghana Si hh_a12 in 3		
Pre-question	To all, including deceased persons 1st return		
Literal question	A13c. Did you/he/she return to Ghana for at least a year since you/he/she first left?		
Post-question	If hh_a13c in 0 => Next person If hh_a13c in 1 => mark RETURN in the flap		
Value	Label	Cases	Percentage
0	No	14	4.5%
1	Yes	299	95.5%
Sysmiss		933	
Warning: these figures indicate the number of cases found in the data file. They cannot be interpreted as summary statistics of the population of interest.			

# hh_a13d_an: In which year did she/he come back for the first time? (HH head)			
Information	[Type= discrete] [Format=numeric] [Range= 1952-2147483624] [Missing=*]		
Statistics [NW/ W]	[Valid=284 /-] [Invalid=962 /-]		
Universe	If "Name" has ever lived in Ghana Si hh_a12 in 3 Si hh_a13c in 1		
Pre-question	To all, including deceased persons 1st return		
Literal question	A13d. In which year did you/he/she return for the first time?		
Interviewer's instructions	(Indicate the date of the first return that lasted one year or longer)		
Value	Label	Cases	Percentage
1960		1	0.4%
1961		1	0.4%
1964		1	0.4%
1966		1	0.4%
1968		1	0.4%
1969		1	0.4%
1970		2	0.7%
1971		1	0.4%
1972		1	0.4%
1973		1	0.4%
1974		2	0.7%
1975		1	0.4%
1976		1	0.4%
1977		4	1.4%
1978		1	0.4%
1979		1	0.4%
1980		6	2.1%
1981		7	2.5%
1982		7	2.5%
1983		20	7.0%
1984		12	4.2%
1985		8	2.8%
1986		6	2.1%
1987		4	1.4%
1988		6	2.1%
1989		6	2.1%
1990		8	2.8%
1991		10	3.5%
1992		7	2.5%
1993		6	2.1%
1994		11	3.9%
1995		6	2.1%
1996		5	1.8%
1997		10	3.5%
1998		3	1.1%
1999		12	4.2%

# hh_a13d_an: In which year did she/he come back for the first time? (HH head)			
Value	Label	Cases	Percentage
2000		14	<div></div> 4.9%
2001		9	<div></div> 3.2%
2002		7	<div></div> 2.5%
2003		11	<div></div> 3.9%
2004		10	<div></div> 3.5%
2005		3	<div></div> 1.1%
2006		7	<div></div> 2.5%
2007		21	<div></div> 7.4%
2008		16	<div></div> 5.6%
2009		5	<div></div> 1.8%
Sysmiss		962	
Warning: these figures indicate the number of cases found in the data file. They cannot be interpreted as summary statistics of the population of interest.			
# hh_a13d_age: At what age did she/he come back for the first time? (HH head)			
Information	[Type= discrete] [Format=numeric] [Range= 9-2147483624] [Missing=*]		
Statistics [NW/ W]	[Valid=284 /-] [Invalid=962 /-] [Mean=33.711 /-] [StdDev=11.197 /-]		
Universe	If "Name" has ever lived in Ghana Si hh_a12 in 3 Si hh_a13c in 1		
Pre-question	To all, including deceased persons 1st return		
Literal question	A13d. In which year did you/he/she return for the first time? Don't know: How old were you / was he/she?		
Post-question	=> Next person		
Interviewer's instructions	(Indicate the date of the first return that lasted one year or longer)		
Value	Label	Cases	Percentage
6		1	<div></div> 0.4%
8		1	<div></div> 0.4%
9		1	<div></div> 0.4%
11		1	<div></div> 0.4%
12		1	<div></div> 0.4%
13		1	<div></div> 0.4%
14		1	<div></div> 0.4%
15		1	<div></div> 0.4%
16		1	<div></div> 0.4%
17		2	<div></div> 0.7%
18		3	<div></div> 1.1%
19		3	<div></div> 1.1%
20		8	<div></div> 2.8%
21		5	<div></div> 1.8%
22		4	<div></div> 1.4%
23		7	<div></div> 2.5%
24		13	<div></div> 4.6%
25		9	<div></div> 3.2%
26		16	<div></div> 5.6%
27		8	<div></div> 2.8%
28		14	<div></div> 4.9%

hh_a13d_age: At what age did she/he come back for the first time? (HH head)

Value	Label	Cases	Percentage
29		9	3.2%
30		12	4.2%
31		13	4.6%
32		10	3.5%
33		15	5.3%
34		8	2.8%
35		9	3.2%
36		10	3.5%
37		7	2.5%
38		10	3.5%
39		7	2.5%
40		10	3.5%
41		8	2.8%
42		3	1.1%
43		2	0.7%
44		5	1.8%
45		1	0.4%
46		8	2.8%
47		1	0.4%
48		3	1.1%
49		3	1.1%
50		1	0.4%
51		2	0.7%
52		5	1.8%
53		4	1.4%
54		4	1.4%
56		1	0.4%
57		2	0.7%
58		1	0.4%
59		3	1.1%
61		1	0.4%
62		1	0.4%
64		1	0.4%
68		1	0.4%
70		1	0.4%
71		1	0.4%
Sysmiss		962	

Warning: these figures indicate the number of cases found in the data file. They cannot be interpreted as summary statistics of the population of interest.

e1: Your house is

Information	[Type= discrete] [Format=numeric] [Range= 1-2147483624] [Missing=*]
Statistics [NW/ W]	[Valid=1218 /-] [Invalid=28 /-]
Pre-question	<p>MODULE E: Housing and assets</p> <p>"Now we will talk about your dwelling and the equipment and assets that are available to you"</p> <p>"To start with, we will talk about the characteristics of your dwelling"</p>

# e1: Your house is			
	Type of dwelling		
Literal question	E1. Your dwelling is:		
Interviewer's instructions	(read)		
Value	Label	Cases	Percentage
1	One or several rooms in a share compound	598	<div><div></div></div> 49.1%
2	An apartment in a building	100	<div><div></div></div> 8.2%
3	A multi storey house	87	<div><div></div></div> 7.1%
4	A single storey house	359	<div><div></div></div> 29.5%
7	Other	74	<div><div></div></div> 6.1%
Sysmiss		28	
Warning: these figures indicate the number of cases found in the data file. They cannot be interpreted as summary statistics of the population of interest.			
# e2: Number of rooms			
Information	[Type= continuous] [Format=numeric] [Range= 1-2147483624] [Missing=*]		
Statistics [NW/ W]	[Valid=1212 /-] [Invalid=34 /-] [Mean=2.528 /-] [StdDev=1.852 /-]		
Pre-question	Number of rooms		
Literal question	E2. How many rooms are used as living space, not counting the sanitary facilities and the kitchen?		
Interviewer's instructions	(without rooms used for business purposes)		
# e3_1: The toilet facilities are 1			
Information	[Type= discrete] [Format=numeric] [Range= 1-2147483624] [Missing=*]		
Statistics [NW/ W]	[Valid=1216 /-] [Invalid=30 /-]		
Pre-question	Amenities		
Literal question	E3. The toilet facilities are: First answer		
Interviewer's instructions	(read, multiple answers possible)		
Value	Label	Cases	Percentage
1	Flush toilet linked to sewerage	570	<div><div></div></div> 46.9%
2	Flush toilet with pit	172	<div><div></div></div> 14.1%
3	Latrines	201	<div><div></div></div> 16.5%
4	Public toilets	250	<div><div></div></div> 20.6%
5	Free range	19	<div><div></div></div> 1.6%
6	Other	4	<div><div></div></div> 0.3%
Sysmiss		30	
Warning: these figures indicate the number of cases found in the data file. They cannot be interpreted as summary statistics of the population of interest.			
# e3_2: The toilet facilities are 2			
Information	[Type= discrete] [Format=numeric] [Range= 1-2147483624] [Missing=*]		
Statistics [NW/ W]	[Valid=13 /-] [Invalid=1233 /-]		
Pre-question	Amenities		
Literal question	E3. The toilet facilities are: Second answer		
Interviewer's instructions	(read, multiple answers possible)		
Value	Label	Cases	Percentage
2	Flush toilet with pit	1	<div><div></div></div> 7.7%
3	Latrines	5	<div><div></div></div> 38.5%

# e3_2: The toilet facilities are 2			
Value	Label	Cases	Percentage
4	Public toilets	4	<div><div></div></div> 30.8%
5	Free range	3	<div><div></div></div> 23.1%
Sysmiss		1233	
Warning: these figures indicate the number of cases found in the data file. They cannot be interpreted as summary statistics of the population of interest.			
# e3_3: The toilet facilities are 3			
Information	[Type= discrete] [Format=numeric] [Range= 1-2147483624] [Missing=*]		
Statistics [NW/ W]	[Valid=2 /-] [Invalid=1244 /-]		
Pre-question	Amenities		
Literal question	E3. The toilet facilities are: Third answer		
Interviewer's instructions	(read, multiple answers possible)		
Value	Label	Cases	Percentage
4	Public toilets	1	<div><div></div></div> 50.0%
5	Free range	1	<div><div></div></div> 50.0%
Sysmiss		1244	
Warning: these figures indicate the number of cases found in the data file. They cannot be interpreted as summary statistics of the population of interest.			
# e3_4: The toilet facilities are 4			
Information	[Type= discrete] [Format=numeric] [Range= 1-2147483624] [Missing=*]		
Statistics [NW/ W]	[Valid=1 /-] [Invalid=1245 /-]		
Pre-question	Amenities		
Literal question	E3. The toilet facilities are: Fourth answer		
Interviewer's instructions	(read, multiple answers possible)		
Value	Label	Cases	Percentage
5	Free range	1	<div><div></div></div> 100.0%
Sysmiss		1245	
Warning: these figures indicate the number of cases found in the data file. They cannot be interpreted as summary statistics of the population of interest.			
# e4_1: Water supply 1			
Information	[Type= discrete] [Format=numeric] [Range= 0-2147483624] [Missing=*]		
Statistics [NW/ W]	[Valid=1220 /-] [Invalid=26 /-]		
Pre-question	Water and power supply		
Literal question	E4. You have access to water through: First answer		
Interviewer's instructions	(read, multiple answers possible)		
Value	Label	Cases	Percentage
1	Indoor well	23	<div><div></div></div> 1.9%
2	Outdoor well	42	<div><div></div></div> 3.4%
3	Indoor plumbing/tap in the house	564	<div><div></div></div> 46.2%
5	Borehole	17	<div><div></div></div> 1.4%
6	Water vendor	36	<div><div></div></div> 3.0%
40	Tap outside within the compound/plot	254	<div><div></div></div> 20.8%
41	Tap outside in the neighbours' compound/plot	168	<div><div></div></div> 13.8%
42	Tap outside in the neighbourhood	111	<div><div></div></div> 9.1%

# e4_1: Water supply 1			
Value	Label	Cases	Percentage
71	A spring/stream/river	5	0.4%
Sysmiss		26	
Warning: these figures indicate the number of cases found in the data file. They cannot be interpreted as summary statistics of the population of interest.			
# e4_2: Water supply 2			
Information	[Type= discrete] [Format=numeric] [Range= 0-2147483624] [Missing=*]		
Statistics [NW/ W]	[Valid=35 /-] [Invalid=1211 /-]		
Pre-question	Water and power supply		
Literal question	E4. You have access to water through: Second answer		
Interviewer's instructions	(read, multiple answers possible)		
Value	Label	Cases	Percentage
3	Indoor plumbing/tap in the house	10	28.6%
5	Borehole	6	17.1%
6	Water vendor	9	25.7%
40	Tap outside within the compound/plot	3	8.6%
41	Tap outside in the neighbours' compound/plot	1	2.9%
42	Tap outside in the neighbourhood	5	14.3%
71	A spring/stream/river	1	2.9%
Sysmiss		1211	
Warning: these figures indicate the number of cases found in the data file. They cannot be interpreted as summary statistics of the population of interest.			
# e4_3: Water supply 3			
Information	[Type= discrete] [Format=numeric] [Range= 0-2147483624] [Missing=*]		
Statistics [NW/ W]	[Valid=0 /-] [Invalid=1246 /-]		
Pre-question	Water and power supply		
Literal question	E4. You have access to water through: Third answer		
Interviewer's instructions	(read, multiple answers possible)		
Value	Label	Cases	Percentage
Sysmiss		1246	
Warning: these figures indicate the number of cases found in the data file. They cannot be interpreted as summary statistics of the population of interest.			
# e5: Do you have electricity			
Information	[Type= discrete] [Format=numeric] [Range= 0-2147483624] [Missing=*]		
Statistics [NW/ W]	[Valid=1218 /-] [Invalid=28 /-]		
Literal question	E5. Do you have electricity?		
Value	Label	Cases	Percentage
0	No	29	2.4%
1	Yes	1189	97.6%
Sysmiss		28	
Warning: these figures indicate the number of cases found in the data file. They cannot be interpreted as summary statistics of the population of interest.			
# e6_1: Fuel 1			
Information	[Type= discrete] [Format=numeric] [Range= 0-2147483624] [Missing=*]		
Statistics [NW/ W]	[Valid=1213 /-] [Invalid=33 /-]		

# e6_1: Fuel 1			
Pre-question	Fuel		
Literal question	E6. Most of the time, what is the energy used by the household for cooking? First answer		
Interviewer's instructions	(Multiple answers possible)		
Value	Label	Cases	Percentage
0	Electricity	50	<div><div></div></div> 4.1%
1	Gas	758	<div><div></div></div> 62.5%
2	Charcoal	390	<div><div></div></div> 32.2%
3	Firewood	3	<div><div></div></div> 0.2%
4	Other	3	<div><div></div></div> 0.2%
5	None	9	<div><div></div></div> 0.7%
Sysmiss		33	
Warning: these figures indicate the number of cases found in the data file. They cannot be interpreted as summary statistics of the population of interest.			
# e6_2: Fuel 2			
Information	[Type= discrete] [Format=numeric] [Range= 0-2147483624] [Missing=*]		
Statistics [NW/ W]	[Valid=572 /-] [Invalid=674 /-]		
Pre-question	Fuel		
Literal question	E6. Most of the time, what is the energy used by the household for cooking? Second answer		
Interviewer's instructions	(Multiple answers possible)		
Value	Label	Cases	Percentage
1	Gas	42	<div><div></div></div> 7.3%
2	Charcoal	505	<div><div></div></div> 88.3%
3	Firewood	25	<div><div></div></div> 4.4%
Sysmiss		674	
Warning: these figures indicate the number of cases found in the data file. They cannot be interpreted as summary statistics of the population of interest.			
# e6_3: Fuel 3			
Information	[Type= discrete] [Format=numeric] [Range= 0-2147483624] [Missing=*]		
Statistics [NW/ W]	[Valid=38 /-] [Invalid=1208 /-]		
Pre-question	Fuel		
Literal question	E6. Most of the time, what is the energy used by the household for cooking? Third answer		
Interviewer's instructions	(Multiple answers possible)		
Value	Label	Cases	Percentage
2	Charcoal	26	<div><div></div></div> 68.4%
3	Firewood	11	<div><div></div></div> 28.9%
4	Other	1	<div><div></div></div> 2.6%
Sysmiss		1208	
Warning: these figures indicate the number of cases found in the data file. They cannot be interpreted as summary statistics of the population of interest.			
# e6_4: Fuel 4			
Information	[Type= discrete] [Format=numeric] [Range= 0-2147483624] [Missing=*]		
Statistics [NW/ W]	[Valid=2 /-] [Invalid=1244 /-]		
Pre-question	Fuel		
Literal question	E6. Most of the time, what is the energy used by the household for cooking?		

# e6_4: Fuel 4			
	Fourth answer		
Interviewer's instructions	(Multiple answers possible)		
Value	Label	Cases	Percentage
3	Firewood	1	<div></div> 50.0%
4	Other	1	<div></div> 50.0%
Sysmiss		1244	
Warning: these figures indicate the number of cases found in the data file. They cannot be interpreted as summary statistics of the population of interest.			
# e7_1: Refrigerator			
Information	[Type= discrete] [Format=numeric] [Range= 0-2147483624] [Missing=*]		
Statistics [NW/ W]	[Valid=1246 /-] [Invalid=0 /-]		
Pre-question	Durable goods		
Literal question	E7. Which of the following items does your household own? Refrigerator/ freezer		
Interviewer's instructions	(read)		
Value	Label	Cases	Percentage
0	No	253	<div></div> 20.3%
1	Yes	993	<div></div> 79.7%
Warning: these figures indicate the number of cases found in the data file. They cannot be interpreted as summary statistics of the population of interest.			
# e7_2: Stove			
Information	[Type= discrete] [Format=numeric] [Range= 0-2147483624] [Missing=*]		
Statistics [NW/ W]	[Valid=1246 /-] [Invalid=0 /-]		
Pre-question	Durable goods		
Literal question	E7. Which of the following items does your household own? Stove		
Interviewer's instructions	(read)		
Value	Label	Cases	Percentage
0	No	530	<div></div> 42.5%
1	Yes	716	<div></div> 57.5%
Warning: these figures indicate the number of cases found in the data file. They cannot be interpreted as summary statistics of the population of interest.			
# e7_3: Sewing machine			
Information	[Type= discrete] [Format=numeric] [Range= 0-2147483624] [Missing=*]		
Statistics [NW/ W]	[Valid=1246 /-] [Invalid=0 /-]		
Pre-question	Durable goods		
Literal question	E7. Which of the following items does your household own? Sewing machine		
Interviewer's instructions	(read)		
Value	Label	Cases	Percentage
0	No	872	<div></div> 70.0%
1	Yes	374	<div></div> 30.0%
Warning: these figures indicate the number of cases found in the data file. They cannot be interpreted as summary statistics of the population of interest.			
# e7_4: Radio/Hifi system			
Information	[Type= discrete] [Format=numeric] [Range= 0-2147483624] [Missing=*]		
Statistics [NW/ W]	[Valid=1246 /-] [Invalid=0 /-]		

# e7_4: Radio/Hifi system			
Pre-question	Durable goods		
Literal question	E7. Which of the following items does your household own? Radio/ Hi-fi system		
Interviewer's instructions	(read)		
Value	Label	Cases	Percentage
0	No	163	<div><div></div></div> 13.1%
1	Yes	1083	<div><div></div></div> 86.9%
Warning: these figures indicate the number of cases found in the data file. They cannot be interpreted as summary statistics of the population of interest.			
# e7_5: TV			
Information	[Type= discrete] [Format=numeric] [Range= 0-2147483624] [Missing=*]		
Statistics [NW/ W]	[Valid=1246 /-] [Invalid=0 /-]		
Pre-question	Durable goods		
Literal question	E7. Which of the following items does your household own? TV		
Interviewer's instructions	(read)		
Value	Label	Cases	Percentage
0	No	103	<div><div></div></div> 8.3%
1	Yes	1143	<div><div></div></div> 91.7%
Warning: these figures indicate the number of cases found in the data file. They cannot be interpreted as summary statistics of the population of interest.			
# e7_6: Cable or satellite			
Information	[Type= discrete] [Format=numeric] [Range= 0-2147483624] [Missing=*]		
Statistics [NW/ W]	[Valid=1246 /-] [Invalid=0 /-]		
Pre-question	Durable goods		
Literal question	E7. Which of the following items does your household own? Cable or satellite		
Interviewer's instructions	(read)		
Value	Label	Cases	Percentage
0	No	1176	<div><div></div></div> 94.4%
1	Yes	70	<div><div></div></div> 5.6%
Warning: these figures indicate the number of cases found in the data file. They cannot be interpreted as summary statistics of the population of interest.			
# e7_7: Video/DVD player			
Information	[Type= discrete] [Format=numeric] [Range= 0-2147483624] [Missing=*]		
Statistics [NW/ W]	[Valid=1246 /-] [Invalid=0 /-]		
Pre-question	Durable goods		
Literal question	E7. Which of the following items does your household own? Video or DVD player		
Interviewer's instructions	(read)		
Value	Label	Cases	Percentage
0	No	411	<div><div></div></div> 33.0%
1	Yes	835	<div><div></div></div> 67.0%
Warning: these figures indicate the number of cases found in the data file. They cannot be interpreted as summary statistics of the population of interest.			
# e7_8: Phone			
Information	[Type= discrete] [Format=numeric] [Range= 0-2147483624] [Missing=*]		

# e7_8: Phone			
Statistics [NW/ W]		[Valid=1246 /-] [Invalid=0 /-]	
Pre-question		Durable goods	
Literal question		E7. Which of the following items does your household own? Phone (fixed or mobile)	
Interviewer's instructions		(read)	
Value	Label	Cases	Percentage
0	No	159	<div><div></div></div> 12.8%
1	Yes	1087	<div><div></div></div> 87.2%
Warning: these figures indicate the number of cases found in the data file. They cannot be interpreted as summary statistics of the population of interest.			
# e7_9: Computer			
Information		[Type= discrete] [Format=numeric] [Range= 0-2147483624] [Missing=*]	
Statistics [NW/ W]		[Valid=1246 /-] [Invalid=0 /-]	
Pre-question		Durable goods	
Literal question		E7. Which of the following items does your household own? Computer	
Interviewer's instructions		(read)	
Value	Label	Cases	Percentage
0	No	966	<div><div></div></div> 77.5%
1	Yes	280	<div><div></div></div> 22.5%
Warning: these figures indicate the number of cases found in the data file. They cannot be interpreted as summary statistics of the population of interest.			
# e7_10: Internet			
Information		[Type= discrete] [Format=numeric] [Range= 0-2147483624] [Missing=*]	
Statistics [NW/ W]		[Valid=1246 /-] [Invalid=0 /-]	
Pre-question		Durable goods	
Literal question		E7. Which of the following items does your household own? Internet connection	
Interviewer's instructions		(read)	
Value	Label	Cases	Percentage
0	No	1188	<div><div></div></div> 95.3%
1	Yes	58	<div><div></div></div> 4.7%
Warning: these figures indicate the number of cases found in the data file. They cannot be interpreted as summary statistics of the population of interest.			
# e7_11: Fan			
Information		[Type= discrete] [Format=numeric] [Range= 0-2147483624] [Missing=*]	
Statistics [NW/ W]		[Valid=1246 /-] [Invalid=0 /-]	
Pre-question		Durable goods	
Literal question		E7. Which of the following items does your household own? Fan	
Interviewer's instructions		(read)	
Value	Label	Cases	Percentage
0	No	223	<div><div></div></div> 17.9%
1	Yes	1023	<div><div></div></div> 82.1%
Warning: these figures indicate the number of cases found in the data file. They cannot be interpreted as summary statistics of the population of interest.			

# e7_12: Air conditionning			
Information	[Type= discrete] [Format=numeric] [Range= 0-2147483624] [Missing=*]		
Statistics [NW/ W]	[Valid=1246 /-] [Invalid=0 /-]		
Pre-question	Durable goods		
Literal question	E7. Which of the following items does your household own? Air conditioning		
Interviewer's instructions	(read)		
Value	Label	Cases	Percentage
0	No	1171	<div><div></div></div> 94.0%
1	Yes	75	<div><div></div></div> 6.0%
Warning: these figures indicate the number of cases found in the data file. They cannot be interpreted as summary statistics of the population of interest.			
# e7_13: None			
Information	[Type= discrete] [Format=numeric] [Range= 0-2147483624] [Missing=*]		
Statistics [NW/ W]	[Valid=1246 /-] [Invalid=0 /-]		
Pre-question	Durable goods		
Literal question	E7. Which of the following items does your household own? None		
Interviewer's instructions	(read)		
Value	Label	Cases	Percentage
0	No	1200	<div><div></div></div> 96.3%
1	Yes	46	<div><div></div></div> 3.7%
Warning: these figures indicate the number of cases found in the data file. They cannot be interpreted as summary statistics of the population of interest.			
# e8_1: Taxi			
Information	[Type= discrete] [Format=numeric] [Range= 0-2147483624] [Missing=*]		
Statistics [NW/ W]	[Valid=1246 /-] [Invalid=0 /-]		
Literal question	E8. What means of transport does your household own? Taxi		
Interviewer's instructions	(read, multiple answers possible)		
Value	Label	Cases	Percentage
0	No	1200	<div><div></div></div> 96.3%
1	Yes	46	<div><div></div></div> 3.7%
Warning: these figures indicate the number of cases found in the data file. They cannot be interpreted as summary statistics of the population of interest.			
# e8_2: Car			
Information	[Type= discrete] [Format=numeric] [Range= 0-2147483624] [Missing=*]		
Statistics [NW/ W]	[Valid=1246 /-] [Invalid=0 /-]		
Literal question	E8. What means of transport does your household own? Car		
Interviewer's instructions	(read, multiple answers possible)		
Value	Label	Cases	Percentage
0	No	989	<div><div></div></div> 79.4%
1	Yes	257	<div><div></div></div> 20.6%
Warning: these figures indicate the number of cases found in the data file. They cannot be interpreted as summary statistics of the population of interest.			
# e8_3: Motorcycle			
Information	[Type= discrete] [Format=numeric] [Range= 0-2147483624] [Missing=*]		

# e8_3: Motorcycle			
Statistics [NW/ W]	[Valid=1246 /-] [Invalid=0 /-]		
Literal question	E8. What means of transport does your household own? Motorcycle		
Interviewer's instructions	(read, multiple answers possible)		
Value	Label	Cases	Percentage
0	No	1225	98.3%
1	Yes	21	1.7%
Warning: these figures indicate the number of cases found in the data file. They cannot be interpreted as summary statistics of the population of interest.			
# e8_4: Bicycle			
Information	[Type= discrete] [Format=numeric] [Range= 0-2147483624] [Missing=*]		
Statistics [NW/ W]	[Valid=1246 /-] [Invalid=0 /-]		
Literal question	E8. What means of transport does your household own? Bicycle		
Interviewer's instructions	(read, multiple answers possible)		
Value	Label	Cases	Percentage
0	No	1220	97.9%
1	Yes	26	2.1%
Warning: these figures indicate the number of cases found in the data file. They cannot be interpreted as summary statistics of the population of interest.			
# e8_5: Cart			
Information	[Type= discrete] [Format=numeric] [Range= 0-2147483624] [Missing=*]		
Statistics [NW/ W]	[Valid=1246 /-] [Invalid=0 /-]		
Literal question	E8. What means of transport does your household own? Cart		
Interviewer's instructions	(read, multiple answers possible)		
Value	Label	Cases	Percentage
0	No	1216	97.6%
1	Yes	30	2.4%
Warning: these figures indicate the number of cases found in the data file. They cannot be interpreted as summary statistics of the population of interest.			
# e8_6: Tractor			
Information	[Type= discrete] [Format=numeric] [Range= 0-2147483624] [Missing=*]		
Statistics [NW/ W]	[Valid=1246 /-] [Invalid=0 /-]		
Literal question	E8. What means of transport does your household own? Tractor		
Interviewer's instructions	(read, multiple answers possible)		
Value	Label	Cases	Percentage
0	No	1244	99.8%
1	Yes	2	0.2%
Warning: these figures indicate the number of cases found in the data file. They cannot be interpreted as summary statistics of the population of interest.			
# e8_7: Other			
Information	[Type= discrete] [Format=numeric] [Range= 0-2147483624] [Missing=*]		
Statistics [NW/ W]	[Valid=1246 /-] [Invalid=0 /-]		
Literal question	E8. What means of transport does your household own? Other		

# e8_7: Other			
Interviewer's instructions		(read, multiple answers possible)	
Value	Label	Cases	Percentage
0	No	1042	<div><div></div></div> 83.6%
1	Yes	204	<div><div></div></div> 16.4%
<i>Warning: these figures indicate the number of cases found in the data file. They cannot be interpreted as summary statistics of the population of interest.</i>			
# e8_8: None			
Information		[Type= discrete] [Format=numeric] [Range= 0-2147483624] [Missing=*]	
Statistics [NW/ W]		[Valid=1246 /-] [Invalid=0 /-]	
Literal question		E8. What means of transport does your household own? None	
Interviewer's instructions		(read, multiple answers possible)	
Value	Label	Cases	Percentage
0	No	578	<div><div></div></div> 46.4%
1	Yes	668	<div><div></div></div> 53.6%
<i>Warning: these figures indicate the number of cases found in the data file. They cannot be interpreted as summary statistics of the population of interest.</i>			
# e9_annee: Since which year have you been living in this dwelling (HH head)			
Information		[Type= discrete] [Format=numeric] [Range= 1930-2147483624] [Missing=*]	
Statistics [NW/ W]		[Valid=1177 /-] [Invalid=69 /-]	
Pre-question		"To come back to your dwelling..."	
Literal question		E9. How long have you been living in this dwelling? Which year	
Interviewer's instructions		(repeat question to obtain a date)	
Value	Label	Cases	Percentage
1913		1	<div><div></div></div> 0.1%
1917		1	<div><div></div></div> 0.1%
1935		1	<div><div></div></div> 0.1%
1939		1	<div><div></div></div> 0.1%
1940		1	<div><div></div></div> 0.1%
1942		1	<div><div></div></div> 0.1%
1943		2	<div><div></div></div> 0.2%
1944		1	<div><div></div></div> 0.1%
1947		1	<div><div></div></div> 0.1%
1949		3	<div><div></div></div> 0.3%
1950		1	<div><div></div></div> 0.1%
1951		3	<div><div></div></div> 0.3%
1952		3	<div><div></div></div> 0.3%
1954		2	<div><div></div></div> 0.2%
1956		1	<div><div></div></div> 0.1%
1957		5	<div><div></div></div> 0.4%
1958		3	<div><div></div></div> 0.3%
1959		7	<div><div></div></div> 0.6%
1960		2	<div><div></div></div> 0.2%
1961		3	<div><div></div></div> 0.3%
1962		3	<div><div></div></div> 0.3%

e9_annee: Since which year have you been living in this dwelling (HH head)

Value	Label	Cases	Percentage
1963		3	0.3%
1964		6	0.5%
1965		2	0.2%
1966		2	0.2%
1967		3	0.3%
1968		4	0.3%
1969		5	0.4%
1970		7	0.6%
1971		3	0.3%
1972		6	0.5%
1973		4	0.3%
1974		8	0.7%
1975		3	0.3%
1976		4	0.3%
1977		5	0.4%
1978		4	0.3%
1979		25	2.1%
1980		12	1.0%
1981		7	0.6%
1982		13	1.1%
1983		13	1.1%
1984		23	2.0%
1985		13	1.1%
1986		10	0.8%
1987		9	0.8%
1988		9	0.8%
1989		27	2.3%
1990		15	1.3%
1991		23	2.0%
1992		26	2.2%
1993		24	2.0%
1994		33	2.8%
1995		24	2.0%
1996		26	2.2%
1997		34	2.9%
1998		20	1.7%
1999		68	5.8%
2000		60	5.1%
2001		49	4.2%
2002		41	3.5%
2003		54	4.6%
2004		67	5.7%
2005		75	6.4%
2006		67	5.7%
2007		95	8.1%

# e9_annee: Since which year have you been living in this dwelling (HH head)			
Value	Label	Cases	Percentage
2008		78	<div></div> 6.6%
2009		22	<div></div> 1.9%
Sysmiss		69	
Warning: these figures indicate the number of cases found in the data file. They cannot be interpreted as summary statistics of the population of interest.			
# e9_nban: Since how many years have you been living in this dwelling (HH head)			
Information	[Type= discrete] [Format=numeric] [Range= 0-78] [Missing=*]		
Statistics [NW/ W]	[Valid=1200 /-] [Invalid=46 /-] [Mean=13.463 /-] [StdDev=13.621 /-]		
Pre-question	"To come back to your dwelling..."		
Literal question	E9. How long have you been living in this dwelling? How many years		
Interviewer's instructions	(repeat question to obtain a date)		
Value	Label	Cases	Percentage
0		22	<div></div> 1.8%
1		77	<div></div> 6.4%
2		98	<div></div> 8.2%
3		67	<div></div> 5.6%
4		79	<div></div> 6.6%
5		68	<div></div> 5.7%
6		57	<div></div> 4.8%
7		48	<div></div> 4.0%
8		52	<div></div> 4.3%
9		61	<div></div> 5.1%
10		68	<div></div> 5.7%
11		20	<div></div> 1.7%
12		34	<div></div> 2.8%
13		26	<div></div> 2.2%
14		24	<div></div> 2.0%
15		33	<div></div> 2.8%
16		24	<div></div> 2.0%
17		25	<div></div> 2.1%
18		23	<div></div> 1.9%
19		15	<div></div> 1.2%
20		30	<div></div> 2.5%
21		9	<div></div> 0.8%
22		10	<div></div> 0.8%
23		8	<div></div> 0.7%
24		13	<div></div> 1.1%
25		23	<div></div> 1.9%
26		13	<div></div> 1.1%
27		13	<div></div> 1.1%
28		6	<div></div> 0.5%
29		11	<div></div> 0.9%
30		27	<div></div> 2.2%
31		4	<div></div> 0.3%

# e9_nban: Since how many years have you been living in this dwelling (HH head)			
Value	Label	Cases	Percentage
32		5	0.4%
33		4	0.3%
34		3	0.2%
35		8	0.7%
36		4	0.3%
37		6	0.5%
38		3	0.2%
39		6	0.5%
40		6	0.5%
41		4	0.3%
42		3	0.2%
43		2	0.2%
44		2	0.2%
45		6	0.5%
46		3	0.2%
47		3	0.2%
48		3	0.2%
49		2	0.2%
50		7	0.6%
51		3	0.2%
52		5	0.4%
53		1	0.1%
55		2	0.2%
57		3	0.2%
58		3	0.2%
59		1	0.1%
60		3	0.2%
62		1	0.1%
65		1	0.1%
66		2	0.2%
67		1	0.1%
69		1	0.1%
70		1	0.1%
74		1	0.1%
87		1	0.1%
92		1	0.1%
96		1	0.1%
Sysmiss		46	
Warning: these figures indicate the number of cases found in the data file. They cannot be interpreted as summary statistics of the population of interest.			
# e9_l: E9: plain text answers (HH head)			
Information	[Type= discrete] [Format=character] [Missing=*]		
Statistics [NW/ W]	[Valid=1183 /-] [Invalid=0 /-]		
Pre-question	"To come back to your dwelling..."		
Literal question	E9. How long have you been living in this dwelling? Or in plain text:		

# e9_l: E9: plain text answers (HH head)			
Interviewer's instructions		(repeat question to obtain a date)	
Value	Label	Cases	Percentage
.		1177	<div></div> 99.5%
3 MONTHS		1	0.1%
9MONTHS		1	0.1%
ABOUT 3 MONTHS		1	0.1%
ABOUT 35 YEARS		1	0.1%
BORN HERE IN 1967 AND LEFT FOR LAGOS 2YRS & BACK		1	0.1%
FIVE MONTHS		1	0.1%
<i>Warning: these figures indicate the number of cases found in the data file. They cannot be interpreted as summary statistics of the population of interest.</i>			
# e10: Are you? (HH head)			
Information		[Type= discrete] [Format=numeric] [Range= 1-2147483624] [Missing=*]	
Statistics [NW/ W]		[Valid=1215 /-] [Invalid=31 /-]	
Pre-question		Occupancy status of the household head	
Literal question		E10. Are you/ Is the head of the household:	
Post-question		If e10 in 4 => Go to e12_num (E12) If e10 in 50, 51, 6, 7 => Go to e14 (E14)	
Interviewer's instructions		(read)	
Value	Label	Cases	Percentage
1	Tenant	570	<div></div> 46.9%
2	Co-tenant	6	0.5%
3	Housed by the employer	28	2.3%
4	Housed for free	100	8.2%
6	Leaseholder	1	0.1%
7	In a family house or compound	185	15.2%
50	Owner	293	24.1%
51	Co-owner	32	2.6%
Sysmiss		31	
<i>Warning: these figures indicate the number of cases found in the data file. They cannot be interpreted as summary statistics of the population of interest.</i>			
# e11: Does or did your owner live abroad?			
Information		[Type= discrete] [Format=numeric] [Range= 0-1] [Missing=*]	
Statistics [NW/ W]		[Valid=527 /-] [Invalid=719 /-]	
Universe		If e10 in 1, 2, 3	
Literal question		E11. Does or did your landlord live abroad?	
Post-question		Go to e22 (E22)	
Value	Label	Cases	Percentage
0	No	493	<div></div> 93.5%
1	Yes	34	6.5%
Sysmiss		719	
<i>Warning: these figures indicate the number of cases found in the data file. They cannot be interpreted as summary statistics of the population of interest.</i>			

# e12_num: Who lodge you? Person ID			
Information	[Type= discrete] [Format=numeric] [Range= 0-2147483624] [Missing=*]		
Statistics [NW/ W]	[Valid=47 /-] [Invalid=1199 /-]		
Universe	If e10 in 4		
Literal question	E12. Who is providing housing for you? If in the household, note Person ID		
Value	Label	Cases	Percentage
0		1	<div><div></div></div> 2.1%
1		13	<div><div></div></div> 27.7%
2		11	<div><div></div></div> 23.4%
3		3	<div><div></div></div> 6.4%
4		5	<div><div></div></div> 10.6%
5		4	<div><div></div></div> 8.5%
6		6	<div><div></div></div> 12.8%
7		1	<div><div></div></div> 2.1%
9		1	<div><div></div></div> 2.1%
10		2	<div><div></div></div> 4.3%
Sysmiss		1199	
Warning: these figures indicate the number of cases found in the data file. They cannot be interpreted as summary statistics of the population of interest.			
# e12_l: Who lodge you? Plain text answers			
Information	[Type= discrete] [Format=character] [Missing=*]		
Statistics [NW/ W]	[Valid=1187 /-] [Invalid=0 /-]		
Universe	If e10 in 4		
Literal question	E12. Who is providing housing for you? Relationship in plain text		
Value	Label	Cases	Percentage
.		1087	<div><div></div></div> 91.6%
.b		1	<div><div></div></div> 0.1%
A FORMER EMPLOYER		1	<div><div></div></div> 0.1%
A FRIEND		3	<div><div></div></div> 0.3%
A SISTER		1	<div><div></div></div> 0.1%
AN UNCLE		1	<div><div></div></div> 0.1%
AUNTIE		4	<div><div></div></div> 0.3%
BROTHER		2	<div><div></div></div> 0.2%
BROTHER OF HEAD		1	<div><div></div></div> 0.1%
BROTHER-IN-LAW		3	<div><div></div></div> 0.3%
COUSIN		1	<div><div></div></div> 0.1%
DADDY		1	<div><div></div></div> 0.1%
DECEASED FATHER		2	<div><div></div></div> 0.2%
DECEASWD AUNT		1	<div><div></div></div> 0.1%
FATHER		13	<div><div></div></div> 1.1%
FATHER HOUSE		1	<div><div></div></div> 0.1%

e12_l: Who lodge you? Plain text answers

Value	Label	Cases	Percentage
FATHER IN LAW		2	0.2%
FATHER'S HOUSE		1	0.1%
FATHER-IN-LAW		1	0.1%
FRIEND		2	0.2%
GOD FATHER		1	0.1%
GRAND FATHER		1	0.1%
GRAND MOTHER		2	0.2%
GRANDFATHER		4	0.3%
GRANDMOTHER		5	0.4%
GRAND MOTHER		1	0.1%
HEAD'S PARENT		1	0.1%
HUSBAND		1	0.1%
IN-LAWS		1	0.1%
LAND LORD		1	0.1%
MOTHER		7	0.6%
MOTHER OF 02		1	0.1%
MY MOTHER		3	0.3%
NOT IN HOUSEHOLD NO FAMILY TIES		1	0.1%
OTHER RELATIVE OF HH		1	0.1%
PARTNER		10	0.8%
PARTNER ONE'S RELATIVE DECEASED PARTNER		1	0.1%
SISTER		4	0.3%
SON		2	0.2%
SON OF HEAD OF HOUSEHOLD		1	0.1%
SON-IN-LAW		1	0.1%
SPOUCE		1	0.1%
SPOUSE		2	0.2%
THE OWNER IS A FRIEND FROM THEIR HOMETOWN		1	0.1%
THE PARTNER OF HOUSEHOLD		1	0.1%

# e12_l: Who lodge you? Plain text answers			
Value	Label	Cases	Percentage
HEAD WHO LIVES IN ACCRA			
UNCLE		1	0.1%
UNCLE TO HEAD OF HOUSEHOLD		1	0.1%
WITHOUT FAMILY TIES		1	0.1%
Warning: these figures indicate the number of cases found in the data file. They cannot be interpreted as summary statistics of the population of interest.			
# e13: Did your lodger already live abroad?			
Information	[Type= discrete] [Format=numeric] [Range= 0-1] [Missing=*]		
Statistics [NW/ W]	[Valid=97 /-] [Invalid=1149 /-]		
Universe	If e10 in 4		
Literal question	E13. Does or did the person who provides housing for you live abroad?		
Value	Label	Cases	Percentage
0	No	59	60.8%
1	Yes	38	39.2%
Sysmiss		1149	
Warning: these figures indicate the number of cases found in the data file. They cannot be interpreted as summary statistics of the population of interest.			
# e14: Building the dwelling			
Information	[Type= discrete] [Format=numeric] [Range= 0-1] [Missing=*]		
Statistics [NW/ W]	[Valid=599 /-] [Invalid=647 /-]		
Universe	If e10 in 4, 6, 7, 50, 51		
Pre-question	Purchase Owners and other knowledgeable household members Contruction		
Literal question	E14. Did the owner/you build this dwelling him/herself/yourself?		
Post-question	If e14 in 0 => Go to e17_1 (E17)		
Interviewer's instructions	(read)		
Value	Label	Cases	Percentage
0	No	237	39.6%
1	Yes	362	60.4%
Sysmiss		647	
Warning: these figures indicate the number of cases found in the data file. They cannot be interpreted as summary statistics of the population of interest.			
# e15_1: Kind of financment for the plot 1			
Information	[Type= discrete] [Format=numeric] [Range= 1-2147483624] [Missing=*]		
Statistics [NW/ W]	[Valid=347 /-] [Invalid=899 /-]		
Universe	If e10 in 4, 6, 7, 50, 51 If e14 in 1		
Pre-question	Financing of the plot		
Literal question	E15. Has the plot been paid for, in part at least, with money earned abroad? Kind of financment 1		

# e15_1: Kind of financement for the plot 1			
Post-question		If e15_1 and e15_2 and e15_3 in 1, 9 => Go to e17_1 (E17)	
Interviewer's instructions		(read) (multiple answers possible)	
Value	Label	Cases	Percentage
1	No	288	<div></div> 83.0%
2	Yes in another country in Africa	12	<div></div> 3.5%
3	Yes in Europe	25	<div></div> 7.2%
4	Yes in another country	22	<div></div> 6.3%
Sysmiss		899	
Warning: these figures indicate the number of cases found in the data file. They cannot be interpreted as summary statistics of the population of interest.			

# e15_2: Kind of financement for the plot 2			
Information	[Type= discrete] [Format=numeric] [Range= 1-2147483624] [Missing=*]		
Statistics [NW/ W]	[Valid=4 /-] [Invalid=1242 /-]		
Universe	If e10 in 4, 6, 7, 50, 51 If e14 in 1		
Pre-question	Financing of the plot		
Literal question	E15. Has the plot been paid for, in part at least, with money earned abroad? Kind of financement 2		
Post-question	If e15_1 and e15_2 and e15_3 in 1, 9 => Go to e17_1 (E17)		
Interviewer's instructions	(read) (multiple answers possible)		
Value	Label	Cases	Percentage
3	Yes in Europe	1	25.0%
4	Yes in another country	3	75.0%
Sysmiss		1242	
Warning: these figures indicate the number of cases found in the data file. They cannot be interpreted as summary statistics of the population of interest.			
# e15_3: Kind of financement for the plot 3			
Information	[Type= discrete] [Format=numeric] [Range= 1-2147483624] [Missing=*]		
Statistics [NW/ W]	[Valid=0 /-] [Invalid=1246 /-]		
Universe	If e10 in 4, 6, 7, 50, 51 If e14 in 1		
Pre-question	Financing of the plot		
Literal question	E15. Has the plot been paid for, in part at least, with money earned abroad? Kind of financement 3		
Post-question	If e15_1 and e15_2 and e15_3 in 1, 9 => Go to e17_1 (E17)		
Interviewer's instructions	(read) (multiple answers possible)		
Value	Label	Cases	Percentage
Sysmiss		1246	
Warning: these figures indicate the number of cases found in the data file. They cannot be interpreted as summary statistics of the population of interest.			
# e16: This money for the plot has been earned by			
Information	[Type= discrete] [Format=numeric] [Range= 1-2147483624] [Missing=*]		
Statistics [NW/ W]	[Valid=53 /-] [Invalid=1193 /-]		
Universe	If e10 in 4, 6, 7, 50, 51 If e14 in 1 If e15_1 or e15_2 or e15_3 in 2, 3, 4		
Literal question	E16. Has this money been earned by... : Who		
Interviewer's instructions	(read) (multiple answers possible)		
Value	Label	Cases	Percentage
1	The household head	22	41.5%
2	A person we already talked about	17	32.1%
3	Somebody else	14	26.4%
Sysmiss		1193	
Warning: these figures indicate the number of cases found in the data file. They cannot be interpreted as summary statistics of the population of interest.			
# e16_num1: 1st person ID who earned this money for the plot			
Information	[Type= discrete] [Format=numeric] [Range= 2-2147483624] [Missing=*]		

# e16_num1: 1st person ID who earned this money for the plot			
Statistics [NW/ W]	[Valid=17 /-] [Invalid=1229 /-]		
Universe	If e10 in 4, 6, 7, 50, 51 If e14 in 1 If e15_1 or e15_2 or e15_3 in 2, 3, 4		
Literal question	E16. Has this money been earned by... : If "A person we already talked about" => Note the person ID (1st)		
Value	Label	Cases	Percentage
0		1	<div></div> 5.9%
2		2	<div></div> 11.8%
3		1	<div></div> 5.9%
4		4	<div></div> 23.5%
5		2	<div></div> 11.8%
6		1	<div></div> 5.9%
7		2	<div></div> 11.8%
9		2	<div></div> 11.8%
10		2	<div></div> 11.8%
Sysmiss		1229	
Warning: these figures indicate the number of cases found in the data file. They cannot be interpreted as summary statistics of the population of interest.			
# e16_num2: 2nd person ID who earned this money for the plot			
Information	[Type= discrete] [Format=numeric] [Range= 8-2147483624] [Missing=*]		
Statistics [NW/ W]	[Valid=2 /-] [Invalid=1244 /-]		
Universe	If e10 in 4, 6, 7, 50, 51 If e14 in 1 If e15_1 or e15_2 or e15_3 in 2, 3, 4		
Literal question	E16. Has this money been earned by... : If "A person we already talked about" => Note the person ID (2nd)		
Value	Label	Cases	Percentage
4		1	<div></div> 50.0%
5		1	<div></div> 50.0%
Sysmiss		1244	
Warning: these figures indicate the number of cases found in the data file. They cannot be interpreted as summary statistics of the population of interest.			
# e16_num3: 3rd person ID who earned this money for the plot			
Information	[Type= discrete] [Format=numeric] [Range= 2147483622-2147483624] [Missing=*]		
Statistics [NW/ W]	[Valid=1 /-] [Invalid=1245 /-]		
Universe	If e10 in 4, 6, 7, 50, 51 If e14 in 1 If e15_1 or e15_2 or e15_3 in 2, 3, 4		
Literal question	E16. Has this money been earned by... : If "A person we already talked about" => Note the person ID (3rd)		
Value	Label	Cases	Percentage
6		1	<div></div> 100.0%
Sysmiss		1245	
Warning: these figures indicate the number of cases found in the data file. They cannot be interpreted as summary statistics of the population of interest.			
# e17_1: Kind of financment for the house 1			
Information	[Type= discrete] [Format=numeric] [Range= 1-2147483624] [Missing=*]		
Statistics [NW/ W]	[Valid=581 /-] [Invalid=665 /-]		

# e17_1: Kind of financment for the house 1			
Universe	If e10 in 4, 6, 7, 50, 51		
Pre-question	Financing of the dwelling		
Literal question	E17. Has this dwelling (purchase or construction) been paid for, in part at least, with money earned abroad? Kind of financment 1		
Post-question	If e17_1 and e17_2 and e17_3 in 1, 9 => Go to e19_1 (E19)		
Interviewer's instructions	(read) (multiple answers possible)		
Value	Label	Cases	Percentage
1	No	512	88.1%
2	Yes in another country in Africa	13	2.2%
3	Yes in Europe	29	5.0%
4	Yes in another country	27	4.6%
Sysmiss		665	
<i>Warning: these figures indicate the number of cases found in the data file. They cannot be interpreted as summary statistics of the population of interest.</i>			
# e17_2: Kind of financment for the house 2			
Information	[Type= discrete] [Format=numeric] [Range= 1-2147483624] [Missing=*]		
Statistics [NW/ W]	[Valid=6 /-] [Invalid=1240 /-]		
Universe	If e10 in 4, 6, 7, 50, 51		
Pre-question	Financing of the dwelling		
Literal question	E17. Has this dwelling (purchase or construction) been paid for, in part at least, with money earned abroad? Kind of financment 2		
Post-question	If e17_1 and e17_2 and e17_3 in 1, 9 => Go to e19_1 (E19)		
Interviewer's instructions	(read) (multiple answers possible)		
Value	Label	Cases	Percentage
3	Yes in Europe	1	16.7%
4	Yes in another country	5	83.3%
Sysmiss		1240	
<i>Warning: these figures indicate the number of cases found in the data file. They cannot be interpreted as summary statistics of the population of interest.</i>			
# e17_3: Kind of financment for the house 3			
Information	[Type= discrete] [Format=numeric] [Range= 1-2147483624] [Missing=*]		
Statistics [NW/ W]	[Valid=0 /-] [Invalid=1246 /-]		
Universe	If e10 in 4, 6, 7, 50, 51		
Pre-question	Financing of the dwelling		
Literal question	E17. Has this dwelling (purchase or construction) been paid for, in part at least, with money earned abroad? Kind of financment 3		
Post-question	If e17_1 and e17_2 and e17_3 in 1, 9 => Go to e19_1 (E19)		
Interviewer's instructions	(read) (multiple answers possible)		
Value	Label	Cases	Percentage
Sysmiss		1246	
<i>Warning: these figures indicate the number of cases found in the data file. They cannot be interpreted as summary statistics of the population of interest.</i>			
# e18: This money for the house has been earned by			
Information	[Type= discrete] [Format=numeric] [Range= 1-2147483624] [Missing=*]		
Statistics [NW/ W]	[Valid=67 /-] [Invalid=1179 /-]		
Universe	If e10 in 4, 6, 7, 50, 51		















# e18: This money for the house has been earned by			
	If e17_1 or e17_2 or e17_3 in 2, 3, 4		
Literal question	E18. Has this money been earned by... Who		
Interviewer's instructions	(read) (multiple answers possible)		
Value	Label	Cases	Percentage
1	The household head	26	38.8%
2	A person we already talked about	26	38.8%
3	Somebody else	15	22.4%
Sysmiss		1179	
<i>Warning: these figures indicate the number of cases found in the data file. They cannot be interpreted as summary statistics of the population of interest.</i>			
# e18_num1: 1st person ID who earned this money for the house			
Information	[Type= discrete] [Format=numeric] [Range= 1-2147483624] [Missing=*]		
Statistics [NW/ W]	[Valid=24 /-] [Invalid=1222 /-]		
Universe	If e10 in 4, 6, 7, 50, 51 If e17_1 or e17_2 or e17_3 in 2, 3, 4		
Literal question	E18. Has this money been earned by... If "A person we already talked about" => Note the person ID (1st)		
Value	Label	Cases	Percentage
2		3	12.5%
3		2	8.3%
4		4	16.7%
5		2	8.3%
6		5	20.8%
7		3	12.5%
8		1	4.2%
9		3	12.5%
12		1	4.2%
Sysmiss		1222	
<i>Warning: these figures indicate the number of cases found in the data file. They cannot be interpreted as summary statistics of the population of interest.</i>			
# e18_num2: 2nd person ID who earned this money for the house			
Information	[Type= discrete] [Format=numeric] [Range= 20-2147483624] [Missing=*]		
Statistics [NW/ W]	[Valid=0 /-] [Invalid=1246 /-]		
Universe	If e10 in 4, 6, 7, 50, 51 If e17_1 or e17_2 or e17_3 in 2, 3, 4		
Literal question	E18. Has this money been earned by... If "A person we already talked about" => Note the person ID (2nd)		
Value	Label	Cases	Percentage
Sysmiss		1246	
<i>Warning: these figures indicate the number of cases found in the data file. They cannot be interpreted as summary statistics of the population of interest.</i>			
# e18_num3: 3rd person ID who earned this money for the house			
Information	[Type= discrete] [Format=numeric] [Range= 8-2147483624] [Missing=*]		
Statistics [NW/ W]	[Valid=0 /-] [Invalid=1246 /-]		
Universe	If e10 in 4, 6, 7, 50, 51 If e17_1 or e17_2 or e17_3 in 2, 3, 4		
Literal question	E18. Has this money been earned by...		

# e18_num3: 3rd person ID who earned this money for the house			
		If "A person we already talked about" => Note the person ID (3rd)	
Value	Label	Cases	Percentage
Sysmiss		1246	
Warning: these figures indicate the number of cases found in the data file. They cannot be interpreted as summary statistics of the population of interest.			
# e19_1: Dwelling modified by... Outside refurbishments			
Information	[Type= discrete] [Format=numeric] [Range= 0-1] [Missing=*]		
Statistics [NW/ W]	[Valid=606 /-] [Invalid=640 /-]		
Universe	If e10 in 4, 6, 7, 50, 51		
Pre-question	Rebuilding and modifications Nature of the rebuilding		
Literal question	E19. Have you modified this dwelling since you moved in by... Making outside refurbishments		
Post-question	If e19_1 and e19_2 and e19_3 and e19_4 in 0 => Go to e22 (E22)		
Value	Label	Cases	Percentage
0	No	399	65.8%
1	Yes	207	34.2%
Sysmiss		640	
Warning: these figures indicate the number of cases found in the data file. They cannot be interpreted as summary statistics of the population of interest.			
# e19_2: Dwelling modified by... Additional floor			
Information	[Type= discrete] [Format=numeric] [Range= 0-1] [Missing=*]		
Statistics [NW/ W]	[Valid=588 /-] [Invalid=658 /-]		
Universe	If e10 in 4, 6, 7, 50, 51		
Pre-question	Rebuilding and modifications Nature of the rebuilding		
Literal question	E19. Have you modified this dwelling since you moved in by... Constructing an additional floor		
Post-question	If e19_1 and e19_2 and e19_3 and e19_4 in 0 => Go to e22 (E22)		
Value	Label	Cases	Percentage
0	No	547	93.0%
1	Yes	41	7.0%
Sysmiss		658	
Warning: these figures indicate the number of cases found in the data file. They cannot be interpreted as summary statistics of the population of interest.			
# e19_3: Dwelling modified by... Adding a room on the ground floor			
Information	[Type= discrete] [Format=numeric] [Range= 0-1] [Missing=*]		
Statistics [NW/ W]	[Valid=590 /-] [Invalid=656 /-]		
Universe	If e10 in 4, 6, 7, 50, 51		
Pre-question	Rebuilding and modifications Nature of the rebuilding		
Literal question	E19. Have you modified this dwelling since you moved in by... Adding a room on the ground floor		
Post-question	If e19_1 and e19_2 and e19_3 and e19_4 in 0 => Go to e22 (E22)		

# e19_3: Dwelling modified by... Adding a room on the ground floor			
Value	Label	Cases	Percentage
0	No	507	<div><div></div></div> 85.9%
1	Yes	83	<div><div></div></div> 14.1%
Sysmiss		656	
Warning: these figures indicate the number of cases found in the data file. They cannot be interpreted as summary statistics of the population of interest.			
# e19_4: Dwelling modified by... Other			
Information	[Type= discrete] [Format=numeric] [Range= 0-1] [Missing=*]		
Statistics [NW/ W]	[Valid=602 /-] [Invalid=644 /-]		
Universe	If e10 in 4, 6, 7, 50, 51		
Pre-question	Rebuilding and modifications Nature of the rebuilding		
Literal question	E19. Have you modified this dwelling since you moved in by... Other types of construction or renovation work		
Post-question	If e19_1 and e19_2 and e19_3 and e19_4 in 0 => Go to e22 (E22)		
Value	Label	Cases	Percentage
0	No	350	<div><div></div></div> 58.1%
1	Yes	252	<div><div></div></div> 41.9%
Sysmiss		644	
Warning: these figures indicate the number of cases found in the data file. They cannot be interpreted as summary statistics of the population of interest.			
# e20_1: Kind of financment for the modifications 1			
Information	[Type= discrete] [Format=numeric] [Range= 1-2147483624] [Missing=*]		
Statistics [NW/ W]	[Valid=324 /-] [Invalid=922 /-]		
Universe	If e10 in 4, 6, 7, 50, 51 If e19_1 or e19_2 or e19_3 or e19_4 in 1		
Literal question	E20. Have these modifications been paid for with money earned abroad? Kind of financment 1		
Post-question	If e20_1 and e20_2 and e20_3 in 1, 9 => Go to e22 (E22)		
Interviewer's instructions	(read) (multiple answers possible)		
Value	Label	Cases	Percentage
1	No	278	<div><div></div></div> 85.8%
2	Yes in another country in Africa	2	<div><div></div></div> 0.6%
3	Yes in Europe	27	<div><div></div></div> 8.3%
4	Yes in another country	17	<div><div></div></div> 5.2%
Sysmiss		922	
Warning: these figures indicate the number of cases found in the data file. They cannot be interpreted as summary statistics of the population of interest.			
# e20_2: Kind of financment for the modifications 2			
Information	[Type= discrete] [Format=numeric] [Range= 1-2147483624] [Missing=*]		
Statistics [NW/ W]	[Valid=3 /-] [Invalid=1243 /-]		
Universe	If e10 in 4, 6, 7, 50, 51 If e19_1 or e19_2 or e19_3 or e19_4 in 1		
Literal question	E20. Have these modifications been paid for with money earned abroad? Kind of financment 2		
Post-question	If e20_1 and e20_2 and e20_3 in 1, 9 => Go to e22 (E22)		
Interviewer's instructions	(read) (multiple answers possible)		

# e20_2: Kind of financement for the modifications 2			
Value	Label	Cases	Percentage
4	Yes in another country	3	<div></div> 100.0%
Sysmiss		1243	
Warning: these figures indicate the number of cases found in the data file. They cannot be interpreted as summary statistics of the population of interest.			
# e20_3: Kind of financement for the modifications 3			
Information	[Type= discrete] [Format=numeric] [Range= 1-2147483624] [Missing=*]		
Statistics [NW/ W]	[Valid=0 /-] [Invalid=1246 /-]		
Universe	If e10 in 4, 6, 7, 50, 51 If e19_1 or e19_2 or e19_3 or e19_4 in 1		
Literal question	E20. Have these modifications been paid for with money earned abroad? Kind of financement 3		
Post-question	If e20_1 and e20_2 and e20_3 in 1, 9 => Go to e22 (E22)		
Interviewer's instructions	(read) (multiple answers possible)		
Value	Label	Cases	Percentage
Sysmiss		1246	
Warning: these figures indicate the number of cases found in the data file. They cannot be interpreted as summary statistics of the population of interest.			
# e21: This money for the modifications has been earned by			
Information	[Type= discrete] [Format=numeric] [Range= 1-2147483624] [Missing=*]		
Statistics [NW/ W]	[Valid=43 /-] [Invalid=1203 /-]		
Universe	If e10 in 4, 6, 7, 50, 51 If e19_1 or e19_2 or e19_3 or e19_4 in 1 If e20_1 or e20_2 or e20_3 in 2, 3, 4		
Literal question	E21. Has this money been earned by... Who		
Interviewer's instructions	(read) (multiple answers possible)		
Value	Label	Cases	Percentage
1	The household head	18	<div></div> 41.9%
2	A person we already talked about	23	<div></div> 53.5%
3	Somebody else	2	<div></div> 4.7%
Sysmiss		1203	
Warning: these figures indicate the number of cases found in the data file. They cannot be interpreted as summary statistics of the population of interest.			
# e21_num1: 1st person ID who earned this money for the modifications			
Information	[Type= discrete] [Format=numeric] [Range= 1-2147483624] [Missing=*]		
Statistics [NW/ W]	[Valid=23 /-] [Invalid=1223 /-]		
Universe	If e10 in 4, 6, 7, 50, 51 If e19_1 or e19_2 or e19_3 or e19_4 in 1 If e20_1 or e20_2 or e20_3 in 2, 3, 4		
Literal question	E21. Has this money been earned by... If "A person we already talked about" => Note the person ID (1st)		
Value	Label	Cases	Percentage
0		3	<div></div> 13.0%
3		2	<div></div> 8.7%
4		6	<div></div> 26.1%
5		5	<div></div> 21.7%
6		2	<div></div> 8.7%

# e21_num1: 1st person ID who earned this money for the modifications			
Value	Label	Cases	Percentage
9		4	<div><div></div></div> 17.4%
10		1	<div><div></div></div> 4.3%
Sysmiss		1223	
Warning: these figures indicate the number of cases found in the data file. They cannot be interpreted as summary statistics of the population of interest.			
# e21_num2: 2nd person ID who earned this money for the modifications			
Information	[Type= discrete] [Format=numeric] [Range= 3-2147483624] [Missing=*]		
Statistics [NW/ W]	[Valid=5 /-] [Invalid=1241 /-]		
Universe	If e10 in 4, 6, 7, 50, 51 If e19_1 or e19_2 or e19_3 or e19_4 in 1 If e20_1 or e20_2 or e20_3 in 2, 3, 4		
Literal question	E21. Has this money been earned by... If "A person we already talked about" => Note the person ID (2nd)		
Value	Label	Cases	Percentage
5		2	<div><div></div></div> 40.0%
6		2	<div><div></div></div> 40.0%
11		1	<div><div></div></div> 20.0%
Sysmiss		1241	
Warning: these figures indicate the number of cases found in the data file. They cannot be interpreted as summary statistics of the population of interest.			
# e21_num3: 3rd person ID who earned this money for the modifications			
Information	[Type= discrete] [Format=numeric] [Range= 2-2147483624] [Missing=*]		
Statistics [NW/ W]	[Valid=1 /-] [Invalid=1245 /-]		
Universe	If e10 in 4, 6, 7, 50, 51 If e19_1 or e19_2 or e19_3 or e19_4 in 1 If e20_1 or e20_2 or e20_3 in 2, 3, 4		
Literal question	E21. Has this money been earned by... If "A person we already talked about" => Note the person ID (3rd)		
Value	Label	Cases	Percentage
7		1	<div><div></div></div> 100.0%
Sysmiss		1245	
Warning: these figures indicate the number of cases found in the data file. They cannot be interpreted as summary statistics of the population of interest.			
# e22: Is the HH head owner of other plots of land			
Information	[Type= discrete] [Format=numeric] [Range= 0-2147483624] [Missing=*]		
Statistics [NW/ W]	[Valid=1217 /-] [Invalid=29 /-]		
Pre-question	Other plot(s) of land		
Literal question	E22. Are you / is the household head owner of other plots of land?		
Post-question	If e22 in 0 => Go to e28 (E28)		
Value	Label	Cases	Percentage
0	No	890	<div><div></div></div> 73.1%
1	Yes	327	<div><div></div></div> 26.9%
Sysmiss		29	
Warning: these figures indicate the number of cases found in the data file. They cannot be interpreted as summary statistics of the population of interest.			
# e23: How many plots do you have?			
Information	[Type= discrete] [Format=numeric] [Range= 1-2147483624] [Missing=*]		

# e23: How many plots do you have?			
Statistics [NW/ W]	[Valid=318 /-] [Invalid=928 /-] [Mean=1.406 /-] [StdDev=0.834 /-]		
Universe	If e22 in 1		
Literal question	E23. How many plots do you own in total?		
Value	Label	Cases	Percentage
1	1 plot	232	 73.0%
2	2 plots	58	 18.2%
3	3 plots	20	 6.3%
4	4 plots	5	 1.6%
5	5 plots	1	 0.3%
6	6 plots	1	 0.3%
8	8 plots	1	 0.3%
Sysmiss		928	
Warning: these figures indicate the number of cases found in the data file. They cannot be interpreted as summary statistics of the population of interest.			
# e24_1: Kind of financment for the plots 1			
Information	[Type= discrete] [Format=numeric] [Range= 1-2147483624] [Missing=*]		
Statistics [NW/ W]	[Valid=307 /-] [Invalid=939 /-]		
Universe	If e22 in 1		
Literal question	E24. Has this plot/Have these plots been paid for, in part at least, with money earned abroad: Kind of financment 1		
Post-question	If e24_1 and e24_2 and e24_3 in 1, 9 => Go to e26 (E26)		
Interviewer's instructions	(read) (multiple answers possible)		
Value	Label	Cases	Percentage
1	No	259	 84.4%
2	Yes in another country in Africa	8	 2.6%
3	Yes in Europe	23	 7.5%
4	Yes in another country	17	 5.5%
Sysmiss		939	
Warning: these figures indicate the number of cases found in the data file. They cannot be interpreted as summary statistics of the population of interest.			
# e24_2: Kind of financment for the plots 2			
Information	[Type= discrete] [Format=numeric] [Range= 1-2147483624] [Missing=*]		
Statistics [NW/ W]	[Valid=4 /-] [Invalid=1242 /-]		
Universe	If e22 in 1		
Literal question	E24. Has this plot/Have these plots been paid for, in part at least, with money earned abroad: Kind of financment 2		
Post-question	If e24_1 and e24_2 and e24_3 in 1, 9 => Go to e26 (E26)		
Interviewer's instructions	(read) (multiple answers possible)		
Value	Label	Cases	Percentage
1	No	2	 50.0%
3	Yes in Europe	1	 25.0%
4	Yes in another country	1	 25.0%
Sysmiss		1242	
Warning: these figures indicate the number of cases found in the data file. They cannot be interpreted as summary statistics of the population of interest.			

# e24_3: Kind of financement for the plots 3			
Information	[Type= discrete] [Format=numeric] [Range= 1-2147483624] [Missing=*]		
Statistics [NW/ W]	[Valid=1 -] [Invalid=1245 -]		
Universe	If e22 in 1		
Literal question	E24. Has this plot/Have these plots been paid for, in part at least, with money earned abroad: Kind of financement 3		
Post-question	If e24_1 and e24_2 and e24_3 in 1, 9 => Go to e26 (E26)		
Interviewer's instructions	(read) (multiple answers possible)		
Value	Label	Cases	Percentage
1	No	1	100.0%
Sysmiss		1245	
Warning: these figures indicate the number of cases found in the data file. They cannot be interpreted as summary statistics of the population of interest.			
# e25: This money for the plots has been earned by			
Information	[Type= discrete] [Format=numeric] [Range= 1-2147483624] [Missing=*]		
Statistics [NW/ W]	[Valid=40 -] [Invalid=1206 -]		
Universe	If e22 in 1 If e24_1 or e24_2 or e24_3 in 2, 3, 4		
Literal question	E25. Who provides this money... Who		
Interviewer's instructions	(read) (multiple answers possible)		
Value	Label	Cases	Percentage
1	The household head	29	72.5%
2	A person we already talked about	10	25.0%
3	Somebody else	1	2.5%
Sysmiss		1206	
Warning: these figures indicate the number of cases found in the data file. They cannot be interpreted as summary statistics of the population of interest.			
# e25_num1: 1st person ID who earned this money for the plots			
Information	[Type= discrete] [Format=numeric] [Range= 2-2147483624] [Missing=*]		
Statistics [NW/ W]	[Valid=10 -] [Invalid=1236 -]		
Universe	If e22 in 1 If e24_1 or e24_2 or e24_3 in 2, 3, 4		
Literal question	E25. Who provides this money... If "A person we already talked about" => Note the person ID (1st)		
Value	Label	Cases	Percentage
4		1	10.0%
5		4	40.0%
6		1	10.0%
7		3	30.0%
9		1	10.0%
Sysmiss		1236	
Warning: these figures indicate the number of cases found in the data file. They cannot be interpreted as summary statistics of the population of interest.			
# e25_num2: 2nd person ID who earned this money for the plots			
Information	[Type= discrete] [Format=numeric] [Range= 11-2147483624] [Missing=*]		
Statistics [NW/ W]	[Valid=0 -] [Invalid=1246 -]		
Universe	If e22 in 1		

# e25_num2: 2nd person ID who earned this money for the plots			
		If e24_1 or e24_2 or e24_3 in 2, 3, 4	
Literal question		E25. Who provides this money... If "A person we already talked about" => Note the person ID (2nd)	
Value	Label	Cases	Percentage
Sysmiss		1246	
<i>Warning: these figures indicate the number of cases found in the data file. They cannot be interpreted as summary statistics of the population of interest.</i>			
# e25_num3: 3rd person ID who earned this money for the plots			
Information		[Type= discrete] [Format=numeric] [Range= 12-2147483624] [Missing=*]	
Statistics [NW/ W]		[Valid=0 /-] [Invalid=1246 /-]	
Universe		If e22 in 1 If e24_1 or e24_2 or e24_3 in 2, 3, 4	
Literal question		E25. Who provides this money... If "A person we already talked about" => Note the person ID (3rd)	
Value	Label	Cases	Percentage
Sysmiss		1246	
<i>Warning: these figures indicate the number of cases found in the data file. They cannot be interpreted as summary statistics of the population of interest.</i>			
# e26: These plots are			
Information		[Type= discrete] [Format=numeric] [Range= 1-2147483624] [Missing=*]	
Statistics [NW/ W]		[Valid=313 /-] [Invalid=933 /-]	
Universe		If e22 in 1	
Literal question		E26. Is this/Are these plots of land...	
Post-question		If e26 not in 2 => Go to e28 (E28)	
Interviewer's instructions		(read)	
Value	Label	Cases	Percentage
1	Building land or with a building currently under construction	270	<div></div> 86.3%
2	Agricultural land (crops, livestock)	43	<div></div> 13.7%
Sysmiss		933	
<i>Warning: these figures indicate the number of cases found in the data file. They cannot be interpreted as summary statistics of the population of interest.</i>			
# e27_1: Utilisation of the agricultural land 1			
Information		[Type= discrete] [Format=numeric] [Range= 1-2147483624] [Missing=*]	
Statistics [NW/ W]		[Valid=70 /-] [Invalid=1176 /-]	
Universe		If e22 in 1 If e26 in 2	
Literal question		E27. How is the agricultural land used? Utilisation 1	
Interviewer's instructions		(read) (multiple answers possible)	
Value	Label	Cases	Percentage
1	For perennial crop	49	<div></div> 70.0%
2	For market gardening	15	<div></div> 21.4%
3	For livestock breeding	4	<div></div> 5.7%
4	Other	2	<div></div> 2.9%
Sysmiss		1176	
<i>Warning: these figures indicate the number of cases found in the data file. They cannot be interpreted as summary statistics of the population of interest.</i>			

# e27_2: Utilisation of the agricultural land 2			
Information	[Type= discrete] [Format=numeric] [Range= 1-2147483624] [Missing=*]		
Statistics [NW/ W]	[Valid=3 /-] [Invalid=1243 /-]		
Universe	If e22 in 1 If e26 in 2		
Literal question	E27. How is the agricultural land used? Utilisation 2		
Interviewer's instructions	(read) (multiple answers possible)		
Value	Label	Cases	Percentage
2	For market gardening	2	66.7%
4	Other	1	33.3%
Sysmiss		1243	
Warning: these figures indicate the number of cases found in the data file. They cannot be interpreted as summary statistics of the population of interest.			
# e27_3: Utilisation of the agricultural land 3			
Information	[Type= discrete] [Format=numeric] [Range= 1-2147483624] [Missing=*]		
Statistics [NW/ W]	[Valid=0 /-] [Invalid=1246 /-]		
Universe	If e22 in 1 If e26 in 2		
Literal question	E27. How is the agricultural land used? Utilisation 3		
Interviewer's instructions	(read) (multiple answers possible)		
Value	Label	Cases	Percentage
Sysmiss		1246	
Warning: these figures indicate the number of cases found in the data file. They cannot be interpreted as summary statistics of the population of interest.			
# e27_4: Utilisation of the agricultural land 4			
Information	[Type= discrete] [Format=numeric] [Range= 1-2147483624] [Missing=*]		
Statistics [NW/ W]	[Valid=0 /-] [Invalid=1246 /-]		
Universe	If e22 in 1 If e26 in 2		
Literal question	E27. How is the agricultural land used? Utilisation 4		
Interviewer's instructions	(read) (multiple answers possible)		
Value	Label	Cases	Percentage
Sysmiss		1246	
Warning: these figures indicate the number of cases found in the data file. They cannot be interpreted as summary statistics of the population of interest.			
# e28: Do you have animals (HH head)			
Information	[Type= discrete] [Format=numeric] [Range= 1-2147483624] [Missing=*]		
Statistics [NW/ W]	[Valid=1246 /-] [Invalid=0 /-]		
Literal question	E28. Do you (the household head) own animals?		
Post-question	If e28 in 0 => Go to o1 (O1) If e28 in 1 => Read out the list and indicate the number of animals		
Value	Label	Cases	Percentage
0	No	1171	94.0%
1	Yes	75	6.0%
Warning: these figures indicate the number of cases found in the data file. They cannot be interpreted as summary statistics of the population of interest.			

# e28_1: Goats (HH head)			
Information	[Type= continuous] [Format=numeric] [Range= 0-2147483624] [Missing=*]		
Statistics [NW/ W]	[Valid=137 /-] [Invalid=1109 /-] [Mean=1.482 /-] [StdDev=4.05 /-]		
Universe	If e28 in 1		
Literal question	E28. Do you (the household head) own animals? If "Yes" => Read out the list and indicate the number of animals Goats		
Value	Label	Cases	Percentage
0	0 goat	110	80.3%
1	1 goat	2	1.5%
2	2 goats	2	1.5%
3	3 goats	3	2.2%
4	4 goats	2	1.5%
5	5 goats	3	2.2%
6	6 goats	4	2.9%
7	7 goats	1	0.7%
9	9 goats	1	0.7%
10	10 goats	5	3.6%
12	12 goats	1	0.7%
13	13 goats	1	0.7%
20	20 goats	1	0.7%
30	30 goats	1	0.7%
Warning: these figures indicate the number of cases found in the data file. They cannot be interpreted as summary statistics of the population of interest.			
# e28_2: Sheep (HH head)			
Information	[Type= continuous] [Format=numeric] [Range= 0-2147483624] [Missing=*]		
Statistics [NW/ W]	[Valid=136 /-] [Invalid=1110 /-] [Mean=0.294 /-] [StdDev=1.661 /-]		
Universe	If e28 in 1		
Literal question	E28. Do you (the household head) own animals? If "Yes" => Read out the list and indicate the number of animals Sheep		
Value	Label	Cases	Percentage
0	0 sheep	130	95.6%
2	2 sheeps	2	1.5%
4	4 sheeps	1	0.7%
8	8 sheeps	1	0.7%
10	10 sheeps	1	0.7%
14	14 sheeps	1	0.7%
Warning: these figures indicate the number of cases found in the data file. They cannot be interpreted as summary statistics of the population of interest.			
# e28_3: Pigs (HH head)			
Information	[Type= continuous] [Format=numeric] [Range= 0-2147483624] [Missing=*]		
Statistics [NW/ W]	[Valid=136 /-] [Invalid=1110 /-] [Mean=0.103 /-] [StdDev=1.2 /-]		
Universe	If e28 in 1		
Literal question	E28. Do you (the household head) own animals? If "Yes" => Read out the list and indicate the number of animals Pigs		
Value	Label	Cases	Percentage
0	0 pig	135	99.3%
14	14 pigs	1	0.7%

# e28_3: Pigs (HH head)			
<i>Warning: these figures indicate the number of cases found in the data file. They cannot be interpreted as summary statistics of the population of interest.</i>			
# e28_4: Horses (HH head)			
Information	[Type= continuous] [Format=numeric] [Range= 0-2147483624] [Missing=*]		
Statistics [NW/ W]	[Valid=136 /-] [Invalid=1110 /-] [Mean=0 /-] [StdDev=0 /-]		
Universe	If e28 in 1		
Literal question	E28. Do you (the household head) own animals? If "Yes" => Read out the list and indicate the number of animals Horses		
Value	Label	Cases	Percentage
0	0 horse	136	100.0%
<i>Warning: these figures indicate the number of cases found in the data file. They cannot be interpreted as summary statistics of the population of interest.</i>			
# e28_5: Donkeys (HH head)			
Information	[Type= continuous] [Format=numeric] [Range= 0-2147483624] [Missing=*]		
Statistics [NW/ W]	[Valid=136 /-] [Invalid=1110 /-] [Mean=0.0368 /-] [StdDev=0.429 /-]		
Universe	If e28 in 1		
Literal question	E28. Do you (the household head) own animals? If "Yes" => Read out the list and indicate the number of animals Donkeys		
Value	Label	Cases	Percentage
0	0 donkey	135	99.3%
5	5 donkeys	1	0.7%
<i>Warning: these figures indicate the number of cases found in the data file. They cannot be interpreted as summary statistics of the population of interest.</i>			
# e28_6: Cows, oxen (HH head)			
Information	[Type= continuous] [Format=numeric] [Range= 0-2147483624] [Missing=*]		
Statistics [NW/ W]	[Valid=136 /-] [Invalid=1110 /-] [Mean=1.037 /-] [StdDev=8.728 /-]		
Universe	If e28 in 1		
Literal question	E28. Do you (the household head) own animals? If "Yes" => Read out the list and indicate the number of animals Cows, oxen		
Value	Label	Cases	Percentage
0	0 cow	128	94.1%
1	1 cow	1	0.7%
3	3 cows	2	1.5%
4	4 cows	1	0.7%
6	6 cows	2	1.5%
18	18 cows	1	0.7%
100	100 cows	1	0.7%
<i>Warning: these figures indicate the number of cases found in the data file. They cannot be interpreted as summary statistics of the population of interest.</i>			
# e28_7: Chicken/hens (HH head)			
Information	[Type= continuous] [Format=numeric] [Range= 0-2147483624] [Missing=*]		
Statistics [NW/ W]	[Valid=136 /-] [Invalid=1110 /-] [Mean=42.419 /-] [StdDev=430.41 /-]		
Universe	If e28 in 1		
Literal question	E28. Do you (the household head) own animals? If "Yes" => Read out the list and indicate the number of animals Chicken/hens		
Post-question	=> Next page To be read to the head of the household (or the person who replied to the questionnaire)		

# e28_7: Chicken/hens (HH head)			
		<p>"We have now come to the end of this questionnaire.</p> <p>I and the entire team thank you very much for your cooperation and your participation in this study.</p> <p>There are two forms of questionnaires for each selected household. The first stage is this questionnaire that we have just filled out. The second consists of questions which will be answered by you or another person in the household.</p> <p>I will therefore visit you again shortly and ask the selected member(s) of your household to answer the other questionnaire.</p> <p>I thank you again very much for your welcome."</p>	
Value	Label	Cases	Percentage
0	0 chicken	97	<div><div></div></div> 71.3%
1	1 chicken	6	<div><div></div></div> 4.4%
2	2 chickens	4	<div><div></div></div> 2.9%
3	3 chickens	6	<div><div></div></div> 4.4%
4	4 chickens	4	<div><div></div></div> 2.9%
6	6 chickens	3	<div><div></div></div> 2.2%
7	7 chickens	1	<div><div></div></div> 0.7%
10	10 chickens	6	<div><div></div></div> 4.4%
11	11 chickens	1	<div><div></div></div> 0.7%
15	15 chickens	3	<div><div></div></div> 2.2%
20	20 chickens	1	<div><div></div></div> 0.7%
30	30 chickens	2	<div><div></div></div> 1.5%
500	500 chickens	1	<div><div></div></div> 0.7%
5000	5000 chickens	1	<div><div></div></div> 0.7%
Warning: these figures indicate the number of cases found in the data file. They cannot be interpreted as summary statistics of the population of interest.			
# hfin_inter: End hour of the interview			
Information	[Type= discrete] [Format=character] [Missing=*]		
Statistics [NW/ W]	[Valid=1242 /-] [Invalid=0 /-]		
Source	Interviewer		
Literal question	End of the interview:		
Value	Label	Cases	Percentage
.		35	<div><div></div></div> 2.8%
02:35		1	<div><div></div></div> 0.1%
04:10		1	<div><div></div></div> 0.1%
04:52		1	<div><div></div></div> 0.1%
05:10		1	<div><div></div></div> 0.1%
05:13		1	<div><div></div></div> 0.1%
05:30		1	<div><div></div></div> 0.1%
06:28		1	<div><div></div></div> 0.1%
06:38		1	<div><div></div></div> 0.1%
06:42		1	<div><div></div></div> 0.1%
06:48		1	<div><div></div></div> 0.1%
06:56		1	<div><div></div></div> 0.1%
07:05		1	<div><div></div></div> 0.1%
07:10		1	<div><div></div></div> 0.1%
07:14		2	<div><div></div></div> 0.2%
07:17		1	<div><div></div></div> 0.1%

# hfin_inter: End hour of the interview			
Value	Label	Cases	Percentage
07:21		1	0.1%
07:22		1	0.1%
07:23		1	0.1%
07:25		2	0.2%
07:26		3	0.2%
07:29		1	0.1%
07:37		1	0.1%
07:38		3	0.2%
07:39		1	0.1%
07:45		1	0.1%
07:46		1	0.1%
07:53		1	0.1%
07:55		1	0.1%
07:58		1	0.1%
07:59		1	0.1%
08:00		1	0.1%
08:01		1	0.1%
08:05		1	0.1%
08:06		2	0.2%
08:07		2	0.2%
08:10		4	0.3%
08:11		1	0.1%
08:12		1	0.1%
08:13		1	0.1%
08:15		5	0.4%
08:16		1	0.1%
08:17		1	0.1%
08:19		1	0.1%
08:20		2	0.2%
08:23		1	0.1%
08:25		1	0.1%
08:26		1	0.1%
08:27		1	0.1%
08:29		1	0.1%
08:30		6	0.5%
08:31		4	0.3%
08:35		1	0.1%
08:36		1	0.1%
08:37		2	0.2%
08:38		4	0.3%
08:39		2	0.2%
08:40		10	0.8%
08:41		1	0.1%
08:42		1	0.1%
08:43		1	0.1%

# hfin_inter: End hour of the interview			
Value	Label	Cases	Percentage
08:45		1	0.1%
08:47		3	0.2%
08:48		1	0.1%
08:49		2	0.2%
08:50		4	0.3%
08:51		2	0.2%
08:52		1	0.1%
08:53		2	0.2%
08:55		3	0.2%
08:56		1	0.1%
08:57		4	0.3%
08:58		1	0.1%
09:00		2	0.2%
09:01		1	0.1%
09:02		2	0.2%
09:03		1	0.1%
09:04		2	0.2%
09:05		2	0.2%
09:06		1	0.1%
09:07		3	0.2%
09:09		2	0.2%
09:10		3	0.2%
09:11		1	0.1%
09:13		2	0.2%
09:15		5	0.4%
09:16		1	0.1%
09:17		1	0.1%
09:19		1	0.1%
09:20		1	0.1%
09:21		1	0.1%
09:22		1	0.1%
09:24		2	0.2%
09:25		3	0.2%
09:30		6	0.5%
09:31		2	0.2%
09:32		2	0.2%
09:33		2	0.2%
09:34		1	0.1%
09:35		1	0.1%
09:37		2	0.2%
09:38		1	0.1%
09:39		1	0.1%
09:40		3	0.2%
09:41		2	0.2%
09:42		3	0.2%

# hfin_inter: End hour of the interview			
Value	Label	Cases	Percentage
09:43		2	<div></div> 0.2%
09:45		2	<div></div> 0.2%
09:46		1	<div></div> 0.1%
09:47		1	<div></div> 0.1%
09:48		2	<div></div> 0.2%
09:49		1	<div></div> 0.1%
09:50		5	<div></div> 0.4%
09:51		2	<div></div> 0.2%
09:52		3	<div></div> 0.2%
09:53		3	<div></div> 0.2%
09:54		2	<div></div> 0.2%
09:55		1	<div></div> 0.1%
09:56		2	<div></div> 0.2%
09:57		5	<div></div> 0.4%
09:58		2	<div></div> 0.2%
09:59		1	<div></div> 0.1%
10:00		4	<div></div> 0.3%
10:01		1	<div></div> 0.1%
10:02		3	<div></div> 0.2%
10:04		2	<div></div> 0.2%
10:05		1	<div></div> 0.1%
10:06		1	<div></div> 0.1%
10:08		5	<div></div> 0.4%
10:09		1	<div></div> 0.1%
10:10		4	<div></div> 0.3%
10:12		3	<div></div> 0.2%
10:13		2	<div></div> 0.2%
10:14		1	<div></div> 0.1%
10:15		4	<div></div> 0.3%
10:16		1	<div></div> 0.1%
10:17		1	<div></div> 0.1%
10:19		1	<div></div> 0.1%
10:20		1	<div></div> 0.1%
10:21		2	<div></div> 0.2%
10:23		2	<div></div> 0.2%
10:25		3	<div></div> 0.2%
10:27		3	<div></div> 0.2%
10:29		2	<div></div> 0.2%
10:30		2	<div></div> 0.2%
10:31		1	<div></div> 0.1%
10:32		4	<div></div> 0.3%
10:33		2	<div></div> 0.2%
10:35		4	<div></div> 0.3%
10:36		1	<div></div> 0.1%
10:37		3	<div></div> 0.2%

# hfin_inter: End hour of the interview			
Value	Label	Cases	Percentage
10:38		3	<div></div> 0.2%
10:39		2	<div></div> 0.2%
10:40		2	<div></div> 0.2%
10:41		3	<div></div> 0.2%
10:42		2	<div></div> 0.2%
10:43		2	<div></div> 0.2%
10:45		1	<div></div> 0.1%
10:46		4	<div></div> 0.3%
10:48		4	<div></div> 0.3%
10:49		1	<div></div> 0.1%
10:50		6	<div></div> 0.5%
10:51		4	<div></div> 0.3%
10:52		1	<div></div> 0.1%
10:54		1	<div></div> 0.1%
10:55		5	<div></div> 0.4%
10:56		2	<div></div> 0.2%
10:58		3	<div></div> 0.2%
10:59		2	<div></div> 0.2%
11:00		6	<div></div> 0.5%
11:01		3	<div></div> 0.2%
11:02		1	<div></div> 0.1%
11:03		2	<div></div> 0.2%
11:04		2	<div></div> 0.2%
11:05		7	<div></div> 0.6%
11:06		3	<div></div> 0.2%
11:07		1	<div></div> 0.1%
11:09		2	<div></div> 0.2%
11:10		2	<div></div> 0.2%
11:11		1	<div></div> 0.1%
11:12		1	<div></div> 0.1%
11:14		1	<div></div> 0.1%
11:15		7	<div></div> 0.6%
11:16		1	<div></div> 0.1%
11:17		1	<div></div> 0.1%
11:18		1	<div></div> 0.1%
11:20		1	<div></div> 0.1%
11:21		1	<div></div> 0.1%
11:22		4	<div></div> 0.3%
11:23		1	<div></div> 0.1%
11:25		3	<div></div> 0.2%
11:27		1	<div></div> 0.1%
11:28		2	<div></div> 0.2%
11:29		2	<div></div> 0.2%
11:30		9	<div></div> 0.7%
11:31		1	<div></div> 0.1%

hfin_inter: End hour of the interview

Value	Label	Cases	Percentage
11:33		2	0.2%
11:35		4	0.3%
11:36		2	0.2%
11:38		2	0.2%
11:39		1	0.1%
11:40		3	0.2%
11:41		2	0.2%
11:42		3	0.2%
11:43		1	0.1%
11:44		2	0.2%
11:46		1	0.1%
11:47		1	0.1%
11:48		5	0.4%
11:49		1	0.1%
11:50		4	0.3%
11:51		2	0.2%
11:52		1	0.1%
11:53		3	0.2%
11:54		1	0.1%
11:55		3	0.2%
11:56		2	0.2%
11:58		3	0.2%
11:59		1	0.1%
12:00		8	0.6%
12:01		1	0.1%
12:02		1	0.1%
12:04		1	0.1%
12:05		2	0.2%
12:06		3	0.2%
12:07		2	0.2%
12:08		3	0.2%
12:09		3	0.2%
12:10		7	0.6%
12:11		3	0.2%
12:14		3	0.2%
12:15		7	0.6%
12:17		2	0.2%
12:18		3	0.2%
12:19		1	0.1%
12:20		7	0.6%
12:21		3	0.2%
12:22		1	0.1%
12:25		4	0.3%
12:26		3	0.2%
12:27		2	0.2%

# hfin_inter: End hour of the interview			
Value	Label	Cases	Percentage
12:28		1	<div></div> 0.1%
12:30		9	<div></div> 0.7%
12:31		2	<div></div> 0.2%
12:32		3	<div></div> 0.2%
12:33		1	<div></div> 0.1%
12:34		4	<div></div> 0.3%
12:35		2	<div></div> 0.2%
12:36		2	<div></div> 0.2%
12:37		2	<div></div> 0.2%
12:38		4	<div></div> 0.3%
12:39		1	<div></div> 0.1%
12:40		8	<div></div> 0.6%
12:41		1	<div></div> 0.1%
12:43		1	<div></div> 0.1%
12:44		1	<div></div> 0.1%
12:45		3	<div></div> 0.2%
12:46		1	<div></div> 0.1%
12:48		1	<div></div> 0.1%
12:49		3	<div></div> 0.2%
12:50		6	<div></div> 0.5%
12:51		2	<div></div> 0.2%
12:52		2	<div></div> 0.2%
12:53		2	<div></div> 0.2%
12:54		1	<div></div> 0.1%
12:55		2	<div></div> 0.2%
12:56		1	<div></div> 0.1%
12:57		1	<div></div> 0.1%
12:58		3	<div></div> 0.2%
12:59		2	<div></div> 0.2%
13:00		4	<div></div> 0.3%
13:01		4	<div></div> 0.3%
13:02		3	<div></div> 0.2%
13:03		3	<div></div> 0.2%
13:04		1	<div></div> 0.1%
13:05		2	<div></div> 0.2%
13:07		1	<div></div> 0.1%
13:09		1	<div></div> 0.1%
13:10		2	<div></div> 0.2%
13:11		1	<div></div> 0.1%
13:12		1	<div></div> 0.1%
13:13		2	<div></div> 0.2%
13:14		2	<div></div> 0.2%
13:16		1	<div></div> 0.1%
13:17		1	<div></div> 0.1%
13:18		2	<div></div> 0.2%

hfin_inter: End hour of the interview

Value	Label	Cases	Percentage
13:19		4	0.3%
13:20		8	0.6%
13:21		1	0.1%
13:24		2	0.2%
13:25		3	0.2%
13:28		1	0.1%
13:29		4	0.3%
13:30		1	0.1%
13:31		3	0.2%
13:32		2	0.2%
13:33		2	0.2%
13:35		5	0.4%
13:36		1	0.1%
13:37		1	0.1%
13:38		2	0.2%
13:40		6	0.5%
13:41		2	0.2%
13:42		2	0.2%
13:43		1	0.1%
13:44		6	0.5%
13:45		4	0.3%
13:46		3	0.2%
13:47		1	0.1%
13:48		2	0.2%
13:49		1	0.1%
13:50		9	0.7%
13:51		4	0.3%
13:52		3	0.2%
13:53		1	0.1%
13:54		1	0.1%
13:55		2	0.2%
13:56		2	0.2%
13:57		1	0.1%
13:58		1	0.1%
13:59		5	0.4%
14:00		9	0.7%
14:01		3	0.2%
14:02		1	0.1%
14:03		2	0.2%
14:04		2	0.2%
14:05		1	0.1%
14:07		2	0.2%
14:08		1	0.1%
14:09		1	0.1%
14:10		3	0.2%

# hfin_inter: End hour of the interview			
Value	Label	Cases	Percentage
14:11		3	<div></div> 0.2%
14:12		1	<div></div> 0.1%
14:13		1	<div></div> 0.1%
14:14		1	<div></div> 0.1%
14:15		6	<div></div> 0.5%
14:17		1	<div></div> 0.1%
14:18		3	<div></div> 0.2%
14:20		3	<div></div> 0.2%
14:21		1	<div></div> 0.1%
14:23		1	<div></div> 0.1%
14:25		4	<div></div> 0.3%
14:28		3	<div></div> 0.2%
14:29		1	<div></div> 0.1%
14:30		3	<div></div> 0.2%
14:32		1	<div></div> 0.1%
14:33		2	<div></div> 0.2%
14:35		3	<div></div> 0.2%
14:36		3	<div></div> 0.2%
14:37		3	<div></div> 0.2%
14:38		2	<div></div> 0.2%
14:39		3	<div></div> 0.2%
14:40		7	<div></div> 0.6%
14:41		3	<div></div> 0.2%
14:42		3	<div></div> 0.2%
14:43		2	<div></div> 0.2%
14:44		1	<div></div> 0.1%
14:45		2	<div></div> 0.2%
14:46		2	<div></div> 0.2%
14:47		1	<div></div> 0.1%
14:48		3	<div></div> 0.2%
14:49		1	<div></div> 0.1%
14:50		9	<div></div> 0.7%
14:53		4	<div></div> 0.3%
14:54		3	<div></div> 0.2%
14:55		4	<div></div> 0.3%
14:57		2	<div></div> 0.2%
14:58		2	<div></div> 0.2%
15:00		4	<div></div> 0.3%
15:01		2	<div></div> 0.2%
15:02		3	<div></div> 0.2%
15:04		3	<div></div> 0.2%
15:05		4	<div></div> 0.3%
15:06		1	<div></div> 0.1%
15:07		2	<div></div> 0.2%
15:09		1	<div></div> 0.1%

hfin_inter: End hour of the interview

Value	Label	Cases	Percentage
15:10		5	0.4%
15:11		3	0.2%
15:12		2	0.2%
15:13		3	0.2%
15:15		2	0.2%
15:18		3	0.2%
15:19		1	0.1%
15:20		6	0.5%
15:23		2	0.2%
15:24		1	0.1%
15:25		5	0.4%
15:26		2	0.2%
15:27		2	0.2%
15:28		1	0.1%
15:29		3	0.2%
15:30		2	0.2%
15:31		1	0.1%
15:32		2	0.2%
15:33		3	0.2%
15:35		3	0.2%
15:37		3	0.2%
15:38		3	0.2%
15:39		1	0.1%
15:40		6	0.5%
15:41		2	0.2%
15:42		1	0.1%
15:43		1	0.1%
15:44		2	0.2%
15:45		1	0.1%
15:47		2	0.2%
15:48		1	0.1%
15:49		1	0.1%
15:50		5	0.4%
15:52		1	0.1%
15:54		2	0.2%
15:55		4	0.3%
15:56		1	0.1%
15:57		6	0.5%
15:58		2	0.2%
15:59		1	0.1%
16:00		7	0.6%
16:01		3	0.2%
16:02		2	0.2%
16:03		1	0.1%
16:04		1	0.1%

# hfin_inter: End hour of the interview			
Value	Label	Cases	Percentage
16:05		4	<div><div></div></div> 0.3%
16:07		1	<div><div></div></div> 0.1%
16:08		2	<div><div></div></div> 0.2%
16:09		3	<div><div></div></div> 0.2%
16:10		5	<div><div></div></div> 0.4%
16:11		1	<div><div></div></div> 0.1%
16:12		2	<div><div></div></div> 0.2%
16:15		5	<div><div></div></div> 0.4%
16:16		1	<div><div></div></div> 0.1%
16:17		1	<div><div></div></div> 0.1%
16:18		1	<div><div></div></div> 0.1%
16:19		2	<div><div></div></div> 0.2%
16:20		1	<div><div></div></div> 0.1%
16:21		2	<div><div></div></div> 0.2%
16:23		1	<div><div></div></div> 0.1%
16:25		3	<div><div></div></div> 0.2%
16:26		1	<div><div></div></div> 0.1%
16:28		3	<div><div></div></div> 0.2%
16:30		9	<div><div></div></div> 0.7%
16:32		1	<div><div></div></div> 0.1%
16:33		3	<div><div></div></div> 0.2%
16:34		1	<div><div></div></div> 0.1%
16:35		6	<div><div></div></div> 0.5%
16:37		1	<div><div></div></div> 0.1%
16:39		2	<div><div></div></div> 0.2%
16:40		1	<div><div></div></div> 0.1%
16:41		4	<div><div></div></div> 0.3%
16:42		3	<div><div></div></div> 0.2%
16:44		2	<div><div></div></div> 0.2%
16:46		1	<div><div></div></div> 0.1%
16:47		1	<div><div></div></div> 0.1%
16:48		2	<div><div></div></div> 0.2%
16:49		1	<div><div></div></div> 0.1%
16:50		2	<div><div></div></div> 0.2%
16:51		1	<div><div></div></div> 0.1%
16:52		1	<div><div></div></div> 0.1%
16:54		2	<div><div></div></div> 0.2%
16:55		2	<div><div></div></div> 0.2%
16:57		2	<div><div></div></div> 0.2%
16:58		5	<div><div></div></div> 0.4%
16:59		1	<div><div></div></div> 0.1%
17:00		2	<div><div></div></div> 0.2%
17:01		3	<div><div></div></div> 0.2%
17:02		2	<div><div></div></div> 0.2%
17:05		4	<div><div></div></div> 0.3%






# hfin_inter: End hour of the interview			
Value	Label	Cases	Percentage
17:07		2	0.2%
17:09		1	0.1%
17:10		1	0.1%
17:12		1	0.1%
17:13		1	0.1%
17:14		1	0.1%
17:15		6	0.5%
17:17		1	0.1%
17:20		5	0.4%
17:22		2	0.2%
17:23		2	0.2%
17:24		1	0.1%
17:25		1	0.1%
17:28		2	0.2%
17:29		2	0.2%
17:30		7	0.6%
17:31		1	0.1%
17:32		2	0.2%
17:35		3	0.2%
17:36		2	0.2%
17:37		1	0.1%
17:38		4	0.3%
17:40		6	0.5%
17:41		3	0.2%
17:42		3	0.2%
17:43		1	0.1%
17:45		1	0.1%
17:46		1	0.1%
17:48		2	0.2%
17:49		1	0.1%
17:50		4	0.3%
17:52		2	0.2%
17:53		1	0.1%
17:55		1	0.1%
17:56		1	0.1%
17:57		1	0.1%
17:58		1	0.1%
17:59		1	0.1%
18:00		2	0.2%
18:01		1	0.1%
18:02		1	0.1%
18:03		1	0.1%
18:05		3	0.2%
18:10		4	0.3%
18:13		1	0.1%

# hfin_inter: End hour of the interview			
Value	Label	Cases	Percentage
18:15		6	<div></div> 0.5%
18:20		3	<div></div> 0.2%
18:25		1	<div></div> 0.1%
18:26		1	<div></div> 0.1%
18:28		1	<div></div> 0.1%
18:29		1	<div></div> 0.1%
18:35		2	<div></div> 0.2%
18:38		1	<div></div> 0.1%
18:40		2	<div></div> 0.2%
18:41		2	<div></div> 0.2%
18:43		1	<div></div> 0.1%
18:48		1	<div></div> 0.1%
18:55		1	<div></div> 0.1%
19:00		1	<div></div> 0.1%
19:01		1	<div></div> 0.1%
19:05		1	<div></div> 0.1%
19:11		2	<div></div> 0.2%
19:15		1	<div></div> 0.1%
19:17		1	<div></div> 0.1%
19:18		1	<div></div> 0.1%
19:29		1	<div></div> 0.1%
19:30		1	<div></div> 0.1%
19:55		1	<div></div> 0.1%
Warning: these figures indicate the number of cases found in the data file. They cannot be interpreted as summary statistics of the population of interest.			
# o1: Who answered the questionnaire			
Information	[Type= discrete] [Format=numeric] [Range= 1-2147483624] [Missing=*]		
Statistics [NW/ W]	[Valid=1209 /-] [Invalid=37 /-]		
Source	Interviewer		
Pre-question	<p>Module 0: Interviewer's observations regarding the interviewing conditions</p> <p>To be filled out by the interviewer shortly after the interview. The answers to the following questions as well as any additional comments will be very useful for understanding the interview conditions. Thank you!</p> <p>Interview:</p>		
Literal question	O1. Who answered the questionnaire? Indicate the individuals' ID:		
Value	Label	Cases	Percentage
1		853	<div></div> 70.6%
2		279	<div></div> 23.1%
3		40	<div></div> 3.3%
4		15	<div></div> 1.2%
5		15	<div></div> 1.2%
6		6	<div></div> 0.5%
7		1	<div></div> 0.1%
Sysmiss		37	
Warning: these figures indicate the number of cases found in the data file. They cannot be interpreted as summary statistics of the population of interest.			

# o2_1: First language used in the interview			
Information	[Type= discrete] [Format=numeric] [Range= 1-2147483624] [Missing=*]		
Statistics [NW/ W]	[Valid=1181 /-] [Invalid=65 /-]		
Source	Interviewer		
Literal question	O2. Language used in the interview: First language		
Interviewer's instructions	(multiple answers possible)		
Value	Label	Cases	Percentage
21	English	477	<div></div> 40.4%
22	Akan	624	<div></div> 52.8%
23	Ga	80	<div></div> 6.8%
Sysmiss		65	
Warning: these figures indicate the number of cases found in the data file. They cannot be interpreted as summary statistics of the population of interest.			
# o2_2: Second language used in the interview			
Information	[Type= discrete] [Format=numeric] [Range= 1-2147483624] [Missing=*]		
Statistics [NW/ W]	[Valid=8 /-] [Invalid=1238 /-]		
Source	Interviewer		
Literal question	O2. Language used in the interview: Second language		
Interviewer's instructions	(multiple answers possible)		
Value	Label	Cases	Percentage
22	Akan	6	<div></div> 75.0%
23	Ga	2	<div></div> 25.0%
Sysmiss		1238	
Warning: these figures indicate the number of cases found in the data file. They cannot be interpreted as summary statistics of the population of interest.			

# o3: Translation			
Information	[Type= discrete] [Format=numeric] [Range= 0-1] [Missing=*]		
Statistics [NW/ W]	[Valid=1204 /-] [Invalid=42 /-]		
Source	Interviewer		
Literal question	O3. Did you feel that it was sometimes difficult to translate certain questions?		
Value	Label	Cases	Percentage
0	No	1199	99.6%
1	Yes	5	0.4%
Sysmiss		42	
<i>Warning: these figures indicate the number of cases found in the data file. They cannot be interpreted as summary statistics of the population of interest.</i>			
# o3_1: Specify which questions where difficult to translate			
Information	[Type= discrete] [Format=character] [Missing=*]		
Statistics [NW/ W]	[Valid=1181 /-] [Invalid=0 /-]		
Universe	If o3 in 1		
Source	Interviewer		
Literal question	O3. Did you feel that it was sometimes difficult to translate certain questions? If "Yes" => Which ones?		
Interviewer's instructions	(indicate the number of the questions)		
Value	Label	Cases	Percentage
.		1176	99.6%
.b		2	0.2%
1		1	0.1%
2		1	0.1%
QUESTIONS WITH AGES		1	0.1%
<i>Warning: these figures indicate the number of cases found in the data file. They cannot be interpreted as summary statistics of the population of interest.</i>			
# o4: General reception by the respondent			
Information	[Type= discrete] [Format=numeric] [Range= 1-2147483624] [Missing=*]		
Statistics [NW/ W]	[Valid=1210 /-] [Invalid=36 /-]		
Source	Interviewer		
Pre-question	General reception by the respondents and perception of the survey:		
Literal question	O4. How were you received by the respondent?		
Value	Label	Cases	Percentage
1	Well	1053	87.0%
2	Moderately	150	12.4%
3	Poorly	7	0.6%
Sysmiss		36	
<i>Warning: these figures indicate the number of cases found in the data file. They cannot be interpreted as summary statistics of the population of interest.</i>			
# o5: Persuasion			
Information	[Type= discrete] [Format=numeric] [Range= 1-2147483624] [Missing=*]		
Statistics [NW/ W]	[Valid=1211 /-] [Invalid=35 /-]		
Source	Interviewer		
Literal question	O5. Did you need to persuade the respondent to participate?		



o5: Persuasion

Value	Label	Cases	Percentage
1	No, not at all. The HH head had been notified and agreed to be interviewed	962	 79.4%
2	Yes, a bit. The HH head hadn't been notified	171	 14.1%
3	Yes, a bit. The HH head had been notified but was reluctant	57	 4.7%
4	Yes. The HH head had been notified but was very reluctant	8	 0.7%
5	Yes, very much so. The HH head had not been notified and was very reluctant	13	 1.1%
Sysmiss		35	

Warning: these figures indicate the number of cases found in the data file. They cannot be interpreted as summary statistics of the population of interest.

o6: Comments of the respondent









Information	[Type= discrete] [Format=numeric] [Range= 0-1] [Missing=*]
Statistics [NW/ W]	[Valid=1207 /-] [Invalid=39 /-]
Source	Interviewer
Literal question	O6. Did the respondent make any comments on the survey?

Value	Label	Cases	Percentage
0	No	1113	 92.2%
1	Yes	94	 7.8%
Sysmiss		39	

Warning: these figures indicate the number of cases found in the data file. They cannot be interpreted as summary statistics of the population of interest.

o6_1: Specify the respondent's comments

Information	[Type= discrete] [Format=character] [Missing=*]
Statistics [NW/ W]	[Valid=1184 /-]
Universe	If o6 in 1
Source	Interviewer
Literal question	O6. Did the respondent make any comments on the survey? If "Yes" => Which ones?

Value	Label	Cases	Percentage
.		1090	 92.1%
.b		6	 0.5%
2		2	 0.2%
A GOOD SURVEY		1	 0.1%
ABOUT THE LONGEVITY OF THE QUESTIONNAIRE		1	 0.1%
ALOT OF THESE KIND HAS BEEN DONE BUT NO OUTCOME TO HELP THE PEOPLE		1	 0.1%
C4		1	 0.1%
DID NOT SEE THE NEED TO GIVE THE PERSONAL		1	 0.1%

06_1: Specify the respondent's comments

Value	Label	Cases	Percentage
PERSONAL DATA OF HIS FAMILY			
DIFFICULTY IN RECOLLECTING AGES		1	0.1%
HE NEED MONEY NOT QUESTIONS		1	0.1%
HE WAS UNAWARE OF THE SURVEY BUT WAS WILLING TO RESPOND		1	0.1%
HOW AUTHENTIC THE RESEARCH WAS		1	0.1%
HOW WILL THIS SURVEY HELP US?		1	0.1%
IMPORTANCE		2	0.2%
IMPORTANCE OF STUDY		4	0.3%
IMPORTANCE OF STUDY.		1	0.1%
IMPORTANCE OF SURVEY		1	0.1%
IMPORTANCE OF THE STUDY		1	0.1%
IT IS TOO BULKY AND VOLUMINOUS		1	0.1%
IT WAS TOO LENGTHY & PERSONAL THEY DON'T HAVE TIME FOR BIO		1	0.1%
IT'S IMPORTANCE		1	0.1%
IT'S IMPORTANT		1	0.1%
ITS IMPORTANCE		1	0.1%
ITS SIGNIFICANCE		1	0.1%
MOST OF HIS ANSWERS ARE VERY PRIVATE		1	0.1%
MOST OF THE QUESTIONS ARE		1	0.1%

06_1: Specify the respondent's comments

Value	Label	Cases	Percentage
IRRELEVANT TO HER			
NOT CONVINCED ABOUT THE NEED FOR THE SURVEY		1	0.1%
NUMEROUS OF SUCH SURVEY HAVE RESULTED IN NOTHING BENEFICIAL FOR THEM		1	0.1%
QUESTIONS SO MANY		2	0.2%
QUESTIONS TOO MANY		2	0.2%
QUESTIONS TOO MANY AND PERSONAL		1	0.1%
SAID ITS TOO LENGTHY		1	0.1%
SAID THE QUESTIONNAIRE IS TOO LENTHY		1	0.1%
SHE DOES NOT SEE THE NECESSITY OF IT.		1	0.1%
SHE DOESN'T BELIEVE ANYTHING		1	0.1%
SHE DOESN'T KNOW ANYTING ABOUT IT		1	0.1%
SHE SAID THE QUESTIONNAIRE WAS TOO BULKY/LONG		1	0.1%
SHE SHID THE QUESTIONNAIRE WAS TOO BULKY.		1	0.1%
SHE WANTED A GIFT SINCE SHE HAD PARTAKEN IN A SURVEY WHERE GIFTS WERE GIVEN TO HER		1	0.1%
SHE WAS NOT LISTED SO WOULD NOT PARTICIPATE		1	0.1%

06_1: Specify the respondent's comments

Value	Label	Cases	Percentage
SHE WAS NOT NOTIFIED		1	0.1%
SHE WAS UNAWARE OF THE SURVEY.THIS MIGHT BE BECAUSE SOMEONE RESPONDED ON HER BEHALF DURING THE LISTING		1	0.1%
SHE WAS WORRIED ABOUT THE QUESTIONS OF WHICH SHE CONSIDERED AS TOO MANY		1	0.1%
SO MANY SURVEYS BUT NOTHING IS HEARD ABOUT THEM		1	0.1%
SOME OF THE QUESTIONS DEMANDED ANSWERS WHILE WERE PERSONAL		1	0.1%
SOME OF THE QUESTIONS WERE PERSONAL		1	0.1%
SOME QUESTIONS ARE TOO PERSONAL, EG NO OF PLOTS		1	0.1%
THE ACE OF 02,AND PROFESSION OF 02		1	0.1%
THE OUTCOME SHOULD BRING A CHANGE IN THE LIVES OF GHANAIAANS		1	0.1%
THE QUESTION WAS TOO PERSONAL		1	0.1%
THE QUESTIONAIRE IS TOO BULKY		1	0.1%

06_1: Specify the respondent's comments

Value	Label	Cases	Percentage
THE QUESTIONNAIRE WAS TOO BULKY		1	0.1%
THE QUESTIONNAIRE WAS TOO DETAILED AND PERSONAL		1	0.1%
THE QUESTIONNAIRE IS TOO DETAILED		1	0.1%
THE QUESTIONNAIRE WAS BULKY		1	0.1%
THE QUESTIONS ARE PRIVATE AND PERSONAL		1	0.1%
THE QUESTIONS ARE TOO DETAILED		1	0.1%
THE QUESTIONS ARE TOO MANY		3	0.3%
THE QUESTIONS ARE TOO PERSONAL & A RESPONDENTS NEVER SUPPOSE TO GIVE THE NAME WHEN ANSWERING. AGES SHOULD HAVE BEEN IN A RANGE		1	0.1%
THE QUESTIONS ARE TOO PERSONAL WHICH INVADES PRIVACY.		1	0.1%
THE QUESTIONS WERE TOO PERSONAL		1	0.1%
THE QUESTIONS ARE TOO MANY		1	0.1%
THE SURVEY DOESN'T		1	0.1%

06_1: Specify the respondent's comments

Value	Label	Cases	Percentage
BRING ANY BENEFIT			
THE TOPIC OF THE SURVEY WAS TOO SENSITIVE		1	0.1%
THESE QUESTIONS ARE LESS IMPORTANT		1	0.1%
THIS SURVEY SHOULD NOT BE CONDUCTED ON RESPONDENTS FOR FREE.		1	0.1%
THIS WILL NOT CHANGE ANYTHING IN LIVES		1	0.1%
TOO MANY QUESTIONS		1	0.1%
TOO MANY QUESTIONS		1	0.1%
TOO MANY UNECESSARY QUESTIONS		1	0.1%
WE SHOULD HAVE ADDED MONEY TO IT		1	0.1%
WHAT ARE ALL THESE FOR		1	0.1%
WHAT ARE YOU GIVING ME AFTER ANSWERING ALL THE QUESTIONS		1	0.1%
WHAT BENEFIT WILL IT GIVE HIM		1	0.1%
WHAT IS THE NEED FOR THESE QUESTIONS.		1	0.1%
WHAT WILL BE THE OUTCOME OF STUDY		1	0.1%
WHAT WILL IT BE USED FOR		2	0.2%
WHY ALL THE PERSONAL QUESTIONS ABOUT HER		1	0.1%

# o6_1: Specify the respondent's comments			
Value	Label	Cases	Percentage
FAMILY AND HER HISTORY			
WHY THESE PERSONNAL QUESTIONS		1	0.1%
YOU COME AND WASTE OUR TIME WITHOUT GIVING US MONEY		1	0.1%
Warning: these figures indicate the number of cases found in the data file. They cannot be interpreted as summary statistics of the population of interest.			
# o7: Presence of other persons during the interview			
Information	[Type= discrete] [Format=numeric] [Range= 1-2147483624] [Missing=*]		
Statistics [NW/ W]	[Valid=1206 /-] [Invalid=40 /-]		
Source	Interviewer		
Pre-question	The conditions during the interview:		
Literal question	O7. Were there other persons present during the interview?		
Post-question	If o7 not in 1, 2 => Go to o9 (O9)		
Value	Label	Cases	Percentage
0		1	0.1%
1	Yes, during the entire interview	128	<div><div></div></div> 10.6%
2	Yes, during part of the interview	135	<div><div></div></div> 11.2%
3	No	942	<div><div></div></div> 78.1%
Sysmiss		40	
Warning: these figures indicate the number of cases found in the data file. They cannot be interpreted as summary statistics of the population of interest.			
# o8: Influence of the other person(s)			
Information	[Type= discrete] [Format=numeric] [Range= 1-2147483624] [Missing=*]		
Statistics [NW/ W]	[Valid=261 /-] [Invalid=985 /-]		
Universe	If o7 in 1, 2		
Source	Interviewer		
Literal question	O8. In your opinion, did this presence influence the answers given by the respondent?		
Value	Label	Cases	Percentage
2	Yes, but only in certain parts of the questionnaire	249	<div><div></div></div> 95.4%
3	No	12	<div><div></div></div> 4.6%
Sysmiss		985	
Warning: these figures indicate the number of cases found in the data file. They cannot be interpreted as summary statistics of the population of interest.			
# o8_1: Specify which part(s) of the questionnaire			
Information	[Type= discrete] [Format=character] [Missing=*]		
Statistics [NW/ W]	[Valid=1234 /-] [Invalid=0 /-]		
Universe	If o7 in 1, 2 If o8 in 2		
Source	Interviewer		
Literal question	O8. In your opinion, did this presence influence the answers given by the respondent? If "Yes, but only in certain parts of the questionnaire" => Which ones?		

# o8_l: Specify which part(s) of the questionnaire			
Value	Label	Cases	Percentage
.		985	79.8%
.b		2	0.2%
.c		1	0.1%
1		1	0.1%
2		5	0.4%
2 A18		1	0.1%
3		236	19.1%
ABOUT HIS CURRENT HOUSSEHOLD		1	0.1%
MONEY SENT TO FREDERICK BY VERONICA		1	0.1%
THE QUESTION ON HELEN (O2)		1	0.1%
Warning: these figures indicate the number of cases found in the data file. They cannot be interpreted as summary statistics of the population of interest.			
# o9: Interruption			
Information	[Type= discrete] [Format=numeric] [Range= 0-1] [Missing=*]		
Statistics [NW/ W]	[Valid=1208 /-] [Invalid=38 /-]		
Source	Interviewer		
Literal question	O9. Did you have to interrupt the interview?		
Value	Label	Cases	Percentage
0	No	1178	97.5%
1	Yes	30	2.5%
Sysmiss		38	
Warning: these figures indicate the number of cases found in the data file. They cannot be interpreted as summary statistics of the population of interest.			
# o9_l: Specify why and when the interruption occurred			
Information	[Type= discrete] [Format=character] [Missing=*]		
Statistics [NW/ W]	[Valid=1184 /-]		
Universe	If o9 in 1		
Source	Interviewer		
Literal question	O9. Did you have to interrupt the interview? If "Yes" => Why, and at which point?		
Value	Label	Cases	Percentage
.		1154	97.5%
1		1	0.1%
1. WAS SELLING AT HER SHOP AND SO GOT UP OCCASSIONAL TO ATTEND TO CUSTOMERS. 2. HAD SOMEBODY		1	0.1%

o9_l: Specify why and when the interruption occurred

Value	Label	Cases	Percentage
VISITING DURING THE INTERVIEW			
2		2	0.2%
A 14VIL/DEP TO RECEIVE PHONE CALL		1	0.1%
ATTENDED TO CUSTOMERS		1	0.1%
DUE TO PHONE CALLS		2	0.2%
DURING MODULES BC AND E		1	0.1%
FOR A PHONE CALL		1	0.1%
FOR HER TO GIVE INSTRUCTIONS TO CHILDREN		1	0.1%
HE WAS COOKING		1	0.1%
MODLE BC TO ATTEND VISITOR		1	0.1%
MODULE BC		1	0.1%
PHONE CALLS		1	0.1%
RESPONDENT COULDN'T ANSWER THE MOST IMPORTANT QUESTIONS		1	0.1%
RESPONDENT HAD TO PRAY AT THE MOSQUE		1	0.1%
SEVERAL TIMES,TO RECEIVE PHONE CALLS OR MAKE ON		1	0.1%
SHE HAD TO ATTEND TO CUSTOMERS WHO CAME TO BUY		1	0.1%
SHE STOPPED SERVE HER CHILDREN FAST		1	0.1%
SHE WAS COOKING.		1	0.1%
TO ATTEND TO BUYERS		1	0.1%
TO CONVINCE HIM. ALMOST		1	0.1%

# o9_l: Specify why and when the interruption occurred			
Value	Label	Cases	Percentage
EVERY MODULE			
TO DO SOME CLEANING		1	0.1%
TO PERSUADE HER. MODULE E.		1	0.1%
TO RECEIVE PHONE CALLS		2	0.2%
TO SEE TO HER CHILD		1	0.1%
TO SOAK CLOTHINGS, AT MODULE BC		1	0.1%
TO TAKE HIS MEDICINE		1	0.1%
Warning: these figures indicate the number of cases found in the data file. They cannot be interpreted as summary statistics of the population of interest.			
# o10: Comprehension of the questions			
Information	[Type= discrete] [Format=numeric] [Range= 1-2147483624] [Missing=*]		
Statistics [NW/ W]	[Valid=1204 /-] [Invalid=42 /-]		
Source	Interviewer		
Literal question	O10. In your opinion, was the respondent's comprehension of the questions:		
Value	Label	Cases	Percentage
1	Excellent	467	38.8%
2	Good	678	56.3%
3	Adequate	53	4.4%
4	Poor	6	0.5%
Sysmiss		42	
Warning: these figures indicate the number of cases found in the data file. They cannot be interpreted as summary statistics of the population of interest.			
# o11: Difficulties to answer			
Information	[Type= discrete] [Format=numeric] [Range= 0-1] [Missing=*]		
Statistics [NW/ W]	[Valid=1206 /-] [Invalid=40 /-]		
Source	Interviewer		
Literal question	O11. Did the respondent have difficulties answering certain questions?		
Value	Label	Cases	Percentage
0	No	1149	95.3%
1	Yes	57	4.7%
Sysmiss		40	
Warning: these figures indicate the number of cases found in the data file. They cannot be interpreted as summary statistics of the population of interest.			
# o11_l: Specify which difficulties			
Information	[Type= discrete] [Format=character] [Missing=*/,.b]		
Statistics [NW/ W]	[Valid=56 /-] [Invalid=1128 /-]		
Universe	If o11 in 1		
Source	Interviewer		
Literal question	O11. Did the respondent have difficulties answering certain questions?		

# o11_l: Specify which difficulties			
		If "Yes" => Which ones?	
Value	Label	Cases	Percentage
10-06 - DATE OF BIRTH		1	<div></div> 1.8%
2		3	<div></div> 5.4%
A 12		2	<div></div> 3.6%
A 13 A		1	<div></div> 1.8%
A 18, A 20		1	<div></div> 1.8%
A13D FOR ID 01 - THE HUSBAND LATER GAVE THE CORRECT INFO.		1	<div></div> 1.8%
A17		1	<div></div> 1.8%
A17, A18, A20, A21 ID 09 A13, A14, A13D		1	<div></div> 1.8%
A18 FOR 08 & A14 FOR 08		1	<div></div> 1.8%
A20 & A21 FOR ID 04		1	<div></div> 1.8%
A20 FOR 105,08 AND 09		1	<div></div> 1.8%
AGES		2	<div></div> 3.6%
AGES OF CHILDREN		2	<div></div> 3.6%
AGES OF FOSTERED/ SISTER'S CHILDREN		1	<div></div> 1.8%
AGES OF HER CHILDREN		3	<div></div> 5.4%
AGES OF HIS CHILDREN AND THIER EDUCATIONAL LEVEL		1	<div></div> 1.8%
ALL QUESTIONS. SHE WAS RELEVANT TO ANSER THE QUESTION		1	<div></div> 1.8%
C3 C5 C7 C8 C9 A20 FOR ID ONE		1	<div></div> 1.8%
DIVULGING VITAL INFORMATION		1	<div></div> 1.8%
EVERYTHING SBOUT BODULE BC AND E		1	<div></div> 1.8%
HER AGE		1	<div></div> 1.8%

o11_l: Specify which difficulties

Value	Label	Cases	Percentage
INFORMATION ON PRINCE AND LOUISA		1	1.8%
MODULE A - CONTINUATION		1	1.8%
MODULE A, AZO. PIO FOR I.D 04		1	1.8%
MODULEL BC, QUE C4		1	1.8%
MONEY TRANSFERS & EDUCATION LEVEL		1	1.8%
OCCUPATION OF RELATIVES ABROAD		1	1.8%
Q3, A2, A13A, A13B		1	1.8%
Q3, QA13A		1	1.8%
QUESTINS WITH DATES		1	1.8%
QUESTIONS ABOUT ID 08		1	1.8%
QUESTIONS DEALING WITH DATES.		1	1.8%
QUESTIONS FOR 07 & 08		1	1.8%
QUESTIONS ON ABESENT MIGRANTS		1	1.8%
QUESTIONS ON HOUSING AND ASSETS		1	1.8%
QUESTIONS WITH DATES		2	3.6%
QUESTIONS WITH RECOLLECTING DATE		1	1.8%
RECONNECTING AGES OF CHILDREN		1	1.8%
RELATING TO HELEN		1	1.8%
RELIGION OF 08 & 09		1	1.8%
SHE REFUSE TO STATE THE EXACT AMOUNT OF MONEY RECEIVED FROM ABROAD		1	1.8%

# o11_l: Specify which difficulties			
Value	Label	Cases	Percentage
THAT IS QUESTION C4 PG16			
THE AGE OF PERSON WITH ID 7		1	<div><div></div></div> 1.8%
THE EDUCATIONAL LEVEL OF 10,12,13,14 AND ALSO THE 1ST TIME 10,11, LEFT GHANA		1	<div><div></div></div> 1.8%
THE YEARS FAMILY MEMBERS LEFT TO SETTLE IN TOGO.		1	<div><div></div></div> 1.8%
THOSE DEALING WITH AGES		1	<div><div></div></div> 1.8%
THOSE DEALING WITH DATES		1	<div><div></div></div> 1.8%
THOSE DEALING WITH THE OCCUPATION OF PERSONAL NETWORKS OUTSIDE GHANA.		1	<div><div></div></div> 1.8%
WHERE ID 01, 04 & 05 WERE BORN		1	<div><div></div></div> 1.8%
.		1127	
.b		1	
Warning: these figures indicate the number of cases found in the data file. They cannot be interpreted as summary statistics of the population of interest.			
# o12: Use of written documents			
Information	[Type= discrete] [Format=numeric] [Range= 0-1] [Missing=*]		
Statistics [NW/ W]	[Valid=1208 /-] [Invalid=38 /-]		
Source	Interviewer		
Literal question	O12. Did the person use written documents to answer the questionnaire?		
Value	Label	Cases	Percentage
0	No	1198	<div><div></div></div> 99.2%
1	Yes	10	<div><div></div></div> 0.8%
Sysmiss		38	
Warning: these figures indicate the number of cases found in the data file. They cannot be interpreted as summary statistics of the population of interest.			
# o12_l: Specify which documents			
Information	[Type= discrete] [Format=character] [Missing=*]		
Statistics [NW/ W]	[Valid=1184 /-] [Invalid=0 /-]		

# o12_1: Specify which documents			
Universe		If o12 in 1	
Source		Interviewer	
Literal question		O12. Did the person use written documents to answer the questionnaire? If "Yes" => For which questions?	
Value	Label	Cases	Percentage
.		1174	99.2%
.b		3	0.3%
10 06 - Q 3.		1	0.1%
2		1	0.1%
8888		1	0.1%
A 13A		1	0.1%
HEALTH INSURANCE CARD.		1	0.1%
Q3		2	0.2%
Warning: these figures indicate the number of cases found in the data file. They cannot be interpreted as summary statistics of the population of interest.			
# hhmember: Total number of persons in the HH (living in or outside)			
Information		[Type= continuous] [Format=numeric] [Range= 1-49] [Missing=*]	
Statistics [NW/ W]		[Valid=1246 /-] [Invalid=0 /-] [Mean=5.945 /-] [StdDev=2.927 /-]	
Notes		Variable calculated from the following variables: - n_menage (Household number) - n_indiv (Individual number in the HH (HH head)) Stata program: sort n_menage n_indiv egen hhmember=max(n_indiv), by(n_menage)	
# hmember: Number of persons living in the HH (excluding the persons declared as living outside the HH)			
Information		[Type= continuous] [Format=numeric] [Range= 1-44] [Missing=*]	
Statistics [NW/ W]		[Valid=1246 /-] [Invalid=0 /-] [Mean=3.959 /-] [StdDev=2.176 /-]	
Notes		Variable calculated from the following variables: - n_menage (Household number) - n_indiv (Individual number in the HH (HH head)) - hh_a4 (Living in the HH (HH head)) Stata program: gen temp=1 if hh_a4==1 replace temp=0 if hh_a4==0 sort n_menage n_indiv gen temp_2=temp if n_menage!=n_menage[_n-1] replace temp_2=temp_2[_n-1]+temp if temp_2==. sort n_menage n_indiv egen hmember=max(temp_2), by(n_menage) drop temp temp_2	
# hchildin: Number of children of the HH head living in the HH			
Information		[Type= continuous] [Format=numeric] [Range= 0-17] [Missing=*]	
Statistics [NW/ W]		[Valid=1246 /-] [Invalid=0 /-] [Mean=1.783 /-] [StdDev=1.66 /-]	
Notes		Variable calculated from the following variables: - n_menage (Household number) - childhh (Children of the HH head living in the HH) Stata program: sort n_menage	

# hchildin: Number of children of the HH head living in the HH	
	egen hchildin=sum(childHH), by(n_menage)
# hchild04: Number of children from 0 to 4 years old living in the HH	
Information	[Type= continuous] [Format=numeric] [Range= 0-5] [Missing=*]
Statistics [NW/ W]	[Valid=1246 /-] [Invalid=0 /-] [Mean=0.241 /-] [StdDev=0.539 /-]
Notes	<p>Variable calculated from the following variables:</p> <ul style="list-style-type: none"> - n_menage (Household number) - chldage (Age class of the HH head children living in the HH) <p>Stata program:</p> <pre>tab chldage, gen(chldage_dum) egen hchild04=sum(chldage_dum1), by(n_menage) drop chldage_dum1</pre>
# hchild511: Number of children from 5 to 12 years old living in the HH	
Information	[Type= continuous] [Format=numeric] [Range= 0-7] [Missing=*]
Statistics [NW/ W]	[Valid=1246 /-] [Invalid=0 /-] [Mean=0.403 /-] [StdDev=0.71 /-]
Notes	<p>Variable calculated from the following variables:</p> <ul style="list-style-type: none"> - n_menage (Household number) - chldage (Age class of the HH head children living in the HH) <p>Stata program:</p> <pre>tab chldage, gen(chldage_dum) egen hchild511=sum(chldage_dum2), by(n_menage) drop chldage_dum2</pre>
# hchild12: Number of children from 12 years old & plus living in the HH	
Information	[Type= continuous] [Format=numeric] [Range= 0-16] [Missing=*]
Statistics [NW/ W]	[Valid=1246 /-] [Invalid=0 /-] [Mean=1.139 /-] [StdDev=1.448 /-]
Notes	<p>Variable calculated from the following variables:</p> <ul style="list-style-type: none"> - n_menage (Household number) - chldage (Age class of the HH head children living in the HH) <p>Stata program:</p> <pre>tab chldage, gen(chldage_dum) egen hchild12=sum(chldage_dum3), by(n_menage) drop chldage_dum3</pre>
# hchildout: Number of children of the HH head living outside the HH	
Information	[Type= continuous] [Format=numeric] [Range= 0-19] [Missing=*]
Statistics [NW/ W]	[Valid=1246 /-] [Invalid=0 /-] [Mean=1.034 /-] [StdDev=1.682 /-]
Notes	<p>Variable calculated from the following variables:</p> <ul style="list-style-type: none"> - n_menage (Household number) - childouth (Children of the HH head living outside the HH) <p>Stata program:</p> <pre>sort n_menage egen hchildout=sum(childoutHH), by(n_menage)</pre>
# hmigchild: Number of children of HH head living abroad	
Information	[Type= continuous] [Format=numeric] [Range= 0-11] [Missing=*]
Statistics [NW/ W]	[Valid=1246 /-] [Invalid=0 /-] [Mean=0.228 /-] [StdDev=0.731 /-]
Notes	<p>Variable calculated from the following variables:</p> <ul style="list-style-type: none"> - n_menage (Household number) - migchild (Children of the HH head living abroad) <p>Stata program:</p> <pre>sort n_menage</pre>

# hmigchild: Number of children of HH head living abroad	
	egen hmigchild=sum(migchild), by(n_menage)
# hmigsons: Number of sons of the HH head living abroad	
Information	[Type= continuous] [Format=numeric] [Range= 0-5] [Missing=*]
Statistics [NW/ W]	[Valid=1246 /-] [Invalid=0 /-] [Mean=0.13 /-] [StdDev=0.477 /-]
Notes	<p>Variable calculated from the following variables:</p> <ul style="list-style-type: none"> - n_menage (Household number) - migs (Son of the HH head living abroad) <p>Stata program:</p> <pre>sort n_menage egen hmigsons=sum(migs), by(n_menage)</pre>
# hmigdaughters: Number of daughters of the HH head living abroad	
Information	[Type= continuous] [Format=numeric] [Range= 0-6] [Missing=*]
Statistics [NW/ W]	[Valid=1246 /-] [Invalid=0 /-] [Mean=0.0979 /-] [StdDev=0.403 /-]
Notes	<p>Variable calculated from the following variables:</p> <ul style="list-style-type: none"> - n_menage (Household number) - migd (Daughter of the HH head living abroad) <p>Stata program:</p> <pre>sort n_menage egen hmigdaughters = sum(migd), by(n_menage)</pre>
# hspout: Number of partners of the HH head living outside the HH, whatever the country of residence	
Information	[Type= continuous] [Format=numeric] [Range= 0-2] [Missing=*]
Statistics [NW/ W]	[Valid=1246 /-] [Invalid=0 /-] [Mean=0.122 /-] [StdDev=0.332 /-]
Notes	<p>Variable calculated from the following variables:</p> <ul style="list-style-type: none"> - n_menage (Household number) - out_spouse (Partner of the HH head living outside the HH) <p>Stata program:</p> <pre>sort n_menage egen hspout=sum(out_spouse), by(n_menage)</pre>
# hmigspcm: Number of partners of the HH head living abroad	
Information	[Type= continuous] [Format=numeric] [Range= 0-2] [Missing=*]
Statistics [NW/ W]	[Valid=1246 /-] [Invalid=0 /-] [Mean=0.121 /-] [StdDev=0.331 /-]
Notes	<p>Variable calculated from the following variables:</p> <ul style="list-style-type: none"> - n_menage (Household number) - migspouse (Partner of the HH head living abroad) <p>Stata program:</p> <pre>sort n_menage egen hmigspcm=sum(migspouse), by(n_menage)</pre>
# hmigspatot: Total number of partners living abroad	
Information	[Type= continuous] [Format=numeric] [Range= 0-4] [Missing=*]
Statistics [NW/ W]	[Valid=1246 /-] [Invalid=0 /-] [Mean=0.144 /-] [StdDev=0.354 /-]
Definition	Partners of the HH head or of the other members of the HH living abroad
Notes	<p>Variable calculated from the following variables:</p> <ul style="list-style-type: none"> - n_menage (Household number) - migsp_any (Partner of someone in the HH living abroad) <p>Stata program:</p> <pre>sort n_menage egen hmigspatot=sum(migsp_any), by(n_menage)</pre>

# hmigother: Number of persons living abroad and keeping regular contacts with the HH	
Information	[Type= continuous] [Format=numeric] [Range= 0-8] [Missing=*]
Statistics [NW/ W]	[Valid=1246 /-] [Invalid=0 /-] [Mean=0.689 /-] [StdDev=1.136 /-]
Definition	Total number of persons living abroad and keeping regular contacts with the HH during the 12 months before the survey (excluding of the other migrants category - partners, children)
Notes	<p>Variable calculated from the following variables:</p> <ul style="list-style-type: none"> - hmigchild (Number of children of HH head living abroad) - hmigsptot (Total number of partners living abroad) - hmigtot (Total number of persons living abroad, whatever the country of residence) <p>Stata program: gen hmigother=hmigtot-hmigchild-hmigsptot</p>
# hmigtot: Total number of persons living abroad, whatever the country of residence	
Information	[Type= continuous] [Format=numeric] [Range= 0-11] [Missing=*]
Statistics [NW/ W]	[Valid=1246 /-] [Invalid=0 /-] [Mean=1.061 /-] [StdDev=1.37 /-]
Definition	(hmigother + hmigsptot + hmigchild)
Notes	<p>Variable calculated from the following variables:</p> <ul style="list-style-type: none"> - n_menage (Household number) - pmigrant (Current migrants: individuals outside HH living abroad) <p>Stata program: sort n_menage egen hmigtot=sum(pmigrant), by(n_menage)</p>
# hmigafr: Number of HH persons living in Africa, excluding Ghana	
Information	[Type= continuous] [Format=numeric] [Range= 0-5] [Missing=*]
Statistics [NW/ W]	[Valid=1246 /-] [Invalid=0 /-] [Mean=0.117 /-] [StdDev=0.48 /-]
Notes	<p>Variable calculated from the following variables:</p> <ul style="list-style-type: none"> - n_menage (Household number) - pmig_region (Residence region of the current migrants) <p>Stata program: sort n_menage tab pmig_region, gen(migreg) egen hmigafr=sum(migreg1), by(n_menage) drop migreg1</p>
# hmigeur: Number of HH persons living in Europe	
Information	[Type= continuous] [Format=numeric] [Range= 0-8] [Missing=*]
Statistics [NW/ W]	[Valid=1246 /-] [Invalid=0 /-] [Mean=0.488 /-] [StdDev=0.914 /-]
Notes	<p>Variable calculated from the following variables:</p> <ul style="list-style-type: none"> - n_menage (Household number) - pmig_region (Residence region of the current migrants) <p>Stata program: sort n_menage tab pmig_region, gen(migreg) egen hmigeur=sum(migreg2), by(n_menage) drop migreg2</p>
# hmigreste: Number of HH persons living outside Ghana, neither Africa, nor Europe	
Information	[Type= continuous] [Format=numeric] [Range= 0-5] [Missing=*]
Statistics [NW/ W]	[Valid=1246 /-] [Invalid=0 /-] [Mean=0.447 /-] [StdDev=0.903 /-]
Notes	<p>Variable calculated from the following variables:</p> <ul style="list-style-type: none"> - n_menage (Household number) - pmig_region (Residence region of the current migrants)

# hmigreste: Number of HH persons living outside Ghana, neither Africa, nor Europe			
	Stata program: sort n_menage tab pmig_region, gen(migreg) egen hmigreste=sum(migreg3), by(n_menage) drop migreg3		
# hmigret: Number of migrants back in the HH			
Information	[Type= continuous] [Format=numeric] [Range= 0-8] [Missing=*]		
Statistics [NW/ W]	[Valid=1246 /-] [Invalid=0 /-] [Mean=0.338 /-] [StdDev=0.614 /-]		
Definition	Individuals which have lived abroad for at least one year		
Notes	Variable calculated from the following variables: - n_menage (Household number) - preturn (Return migrants) Stata program: sort n_menage egen hmigret=sum(pretun), by(n_menage)		
# hreturn: HH with return migrants			
Information	[Type= discrete] [Format=numeric] [Range= 0-2147483624] [Missing=*]		
Statistics [NW/ W]	[Valid=1246 /-] [Invalid=0 /-]		
Notes	Variable calculated from the following variable: - hmigret (Number of migrants back in the HH) Stata program: gen hreturn=0 replace hreturn=1 if hmigret>0 & !inlist(hmigret,7777,8888,9999,..)		
Value	Label	Cases	Percentage
0	No	900	<div></div> 72.2%
1	Yes	346	<div></div> 27.8%
Warning: these figures indicate the number of cases found in the data file. They cannot be interpreted as summary statistics of the population of interest.			
# hmigrant: HH with actual migrants			
Information	[Type= discrete] [Format=numeric] [Range= 0-2147483624] [Missing=*]		
Statistics [NW/ W]	[Valid=1246 /-] [Invalid=0 /-]		
Notes	Variable calculated from the following variable: - hmidtot (Total number of persons living abroad, whatever the country of residence) Stata program: gen hmigrant=0 replace hmigrant=1 if hmidtot>0 & !inlist(hmidtot,7777,8888,9999,..)		
Value	Label	Cases	Percentage
0	No	571	<div></div> 45.8%
1	Yes	675	<div></div> 54.2%
Warning: these figures indicate the number of cases found in the data file. They cannot be interpreted as summary statistics of the population of interest.			
# hnonmig: HH which have never had migrants			
Information	[Type= discrete] [Format=numeric] [Range= 0-2147483624] [Missing=*]		
Statistics [NW/ W]	[Valid=1246 /-] [Invalid=0 /-]		
Notes	Variable calculated from the following variables: - hmidtot (Total number of persons living abroad, whatever the country of residence) - hmigret (Number of migrants back in the HH) Stata program: gen hnonmig=0		

# hnonmig: HH which have never had migrants			
		replace hnonmig=1 if hmidtot==0 & hmidtret==0	
Value	Label	Cases	Percentage
0	No	797	64.0%
1	Yes	449	36.0%
Warning: these figures indicate the number of cases found in the data file. They cannot be interpreted as summary statistics of the population of interest.			
# hworkers: Number of persons living in the HH with a professional activity			
Information	[Type= continuous] [Format=numeric] [Range= 0-13] [Missing=*]		
Statistics [NW/ W]	[Valid=1246 /-] [Invalid=0 /-] [Mean=2.978 /-] [StdDev=1.902 /-]		
Notes	Variable calculated from the following variables: - n_menage (Household number) - worker (Individual with a professional activity) Stata program: sort n_menage egen hworkers=sum(worker), by(n_menage)		
# hratocc: Population density by housing (number of persons by room)			
Information	[Type= continuous] [Format=numeric] [Range= 0.100000001490116-15] [Missing=*]		
Statistics [NW/ W]	[Valid=1214 /-] [Invalid=32 /-] [Mean=16.675 /-] [StdDev=360.524 /-]		
Notes	Variable calculated from the following variables: - e2 (Number of rooms) - hmember (Number of persons living in the HH (excluding the persons declared as living outside the HH)) Stata program: gen hratocc = hmember/e2 if !inlist(e2, 7777, 8888, 9999) replace hratocc=7777 if e2==7777 replace hratocc=8888 if e2==8888 replace hratocc=9999 if e2==9999		
# HHwealth: Wealth index of the HH			
Information	[Type= continuous] [Format=numeric] [Range= -8.39731311798096-6.78687810897827] [Missing=*]		
Statistics [NW/ W]	[Valid=1210 /-] [Invalid=36 /-] [Mean=-0.000114 /-] [StdDev=2.624 /-]		
Notes	Variable calculated thanks to a PCA (Principal Components Analysis) integrative a part of the variables beginning with "e" (could be different from country to country).		
# exp_fact_men: Inflating factor household			
Information	[Type= continuous] [Format=numeric] [Range= 45.3748550415039-4454.42529296875] [Missing=*]		
Statistics [NW/ W]	[Valid=1246 /-] [Invalid=0 /-] [Mean=847.548 /-] [StdDev=999.805 /-]		
# weight_hhd: Normalized weight by HH			
Information	[Type= continuous] [Format=numeric] [Range= 0.0910938605666161-4.02447366714478] [Missing=*]		
Statistics [NW/ W]	[Valid=1246 /-] [Invalid=0 /-]		
Definition	Represents normalized weights to be used in the analyses related to the household data, whatever the file used.		

File : gh_qm_indiv

num_dr: DC number

Information	[Type= continuous] [Format=numeric] [Range= 1-29] [Missing=*]		
Statistics [NW/ W]	[Valid=7135 /-] [Invalid=0 /-]		
Definition	Survey area ID		

strata_area: Strata - DR level

Information	[Type= discrete] [Format=numeric] [Range= 1-10] [Missing=*]		
Statistics [NW/ W]	[Valid=7135 /-] [Invalid=0 /-]		
Definition	Region area		

Value	Label	Cases	Percentage
1	Accra	4823	<div><div></div></div> 67.6%
2	Kumasi	2312	<div><div></div></div> 32.4%

Warning: these figures indicate the number of cases found in the data file. They cannot be interpreted as summary statistics of the population of interest.

strata_hh: Strata - Household level

Information	[Type= discrete] [Format=numeric] [Range= 0-1] [Missing=*]		
Statistics [NW/ W]	[Valid=7135 /-] [Invalid=0 /-]		
Definition	Presence of migrant in the HH during the screening survey.		

Value	Label	Cases	Percentage
0	HH with no migrant	3478	<div><div></div></div> 48.7%
1	HH with returnee(s)	1101	<div><div></div></div> 15.4%
2	HH with current migrants	2556	<div><div></div></div> 35.8%

Warning: these figures indicate the number of cases found in the data file. They cannot be interpreted as summary statistics of the population of interest.

reg: District

Information	[Type= discrete] [Format=character] [Missing=*]		
Statistics [NW/ W]	[Valid=7126 /-] [Invalid=0 /-]		

Value	Label	Cases	Percentage
.		17	<div><div></div></div> 0.2%
1		2316	<div><div></div></div> 32.5%
5		4747	<div><div></div></div> 66.6%
ACCRA		1	<div><div></div></div> 0.0%
AMA		30	<div><div></div></div> 0.4%
GA WEST		10	<div><div></div></div> 0.1%
KMA		5	<div><div></div></div> 0.1%

Warning: these figures indicate the number of cases found in the data file. They cannot be interpreted as summary statistics of the population of interest.


















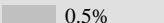










comr: Locality

Information	[Type= discrete] [Format=character] [Missing=*]		
Statistics [NW/ W]	[Valid=7134 /-] [Invalid=0 /-]		

Value	Label	Cases	Percentage
(G.C.B) NUNGUA		3	<div><div></div></div> 0.0%
.		6	<div><div></div></div> 0.1%
ABEKA		85	<div><div></div></div> 1.2%
ABOABA		12	<div><div></div></div> 0.2%

File : gh_qm_indiv

comr: Locality

Value	Label	Cases	Percentage
ABOABO		71	 1.0%
ABOABO EXTENSION		32	 0.4%
ABOFU / ACHIMOTA / LEGON		7	 0.1%
ABOFU ACHIMOTA LEGON		7	 0.1%
ABOFU/ ACHIMOTA/ LEGON		57	 0.8%
ABOSSEY OKAI/ MATAHEKO		6	 0.1%
ACCRA		5	 0.1%
ACCRA - NEWTOWN		5	 0.1%
ACCRA NEW TOWN		11	 0.2%
ACCRA NEW- TOWN		4	 0.1%
ACCRA NEWTOWN		29	 0.4%
ACHIMOTA ABOFU (LEGON)		11	 0.2%
ACHIMOTA- ABOFU		11	 0.2%
ADABRAKA		86	 1.2%
ADENTA		52	 0.7%
ADENTA EAST		36	 0.5%
ADIEMBRA		125	 1.8%
ADOATO		106	 1.5%
ADOTO		4	 0.1%
ADOWATO		20	 0.3%
AFFUL NKWANTA		33	 0.5%
AFFUL NKWATA		3	 0.0%
AKWATIA LINE		116	 1.6%
AKWATIA LINE(FANTE NEW TOWN)		4	 0.1%
AKWETIA		8	 0.1%
AKWETIA LINE		17	 0.2%
ALAJO		104	 1.5%
AMAKOM		5	 0.1%

File : gh_qm_indiv

comr: Locality

Value	Label	Cases	Percentage
ANYAA		25	0.4%
ANYAH		44	0.6%
APRADE		38	0.5%
APRASE		8	0.1%
ASENSO BAR (ASHAIMAN)		4	0.1%
ASENSO BAR ROUND ABOUT		6	0.1%
ASH TOWN		13	0.2%
ASH. TOWN		13	0.2%
ASH.TOWN		8	0.1%
ASHAIMAN		109	1.5%
ASHAIMAN MIDDLE EAST		11	0.2%
ASHAIMAN MUNICIPALITY		6	0.1%
ASHAIMAN- ASENSO BAR		8	0.1%
ASHANGMAN		8	0.1%
ASHIAMAN		104	1.5%
ASHIAMAN- ASENSO BAR		9	0.1%
ASHONGMAN		22	0.3%
ASHONGMAN ESTATE		43	0.6%
ASHTOWN		11	0.2%
ASONGMAN		1	0.0%
ASYLUM DOWN		84	1.2%
ATONSO BOKORO		10	0.1%
ATONSU		94	1.3%
ATONSU - KUMASI		12	0.2%
ATONSU BOKORO		5	0.1%
ATONSU(BOKU		6	0.1%
AUNTY BEKY		2	0.0%
BIG ADA		5	0.1%
BIG ADA		133	1.9%
BOHYEN		93	1.3%
BOKROM		5	0.1%
BONYEN		6	0.1%
BREMAN		71	1.0%
BREMANG		46	0.6%
BUAKROM		9	0.1%

File : gh_qm_indiv

comr: Locality

Value	Label	Cases	Percentage
BUOKROM		52	0.7%
BUOKROM EST.		7	0.1%
BUOKROM ESTATE		44	0.6%
BUOKROM ESTATES		4	0.1%
CHANTAN		110	1.5%
CHORKOR		89	1.2%
CHRKOR		6	0.1%
DANGBE EAST		15	0.2%
DANGBE EAST		19	0.3%
DANSOMAN		85	1.2%
DANSOMAN ASOREDANHO		2	0.0%
DOME		60	0.8%
DZORWULU		72	1.0%
EAST CANTOMENT		11	0.2%
EAST CANTOMENTS		42	0.6%
EAST CANTONMENT		8	0.1%
EAST CANTONMENT		5	0.1%
EAST LEGON		86	1.2%
EAT CANTOMENTS		5	0.1%
FANTI NEW TOWN		4	0.1%
FRAFRAHA		4	0.1%
GBAWE		47	0.7%
GBAWE (MERCHANDY ESTATE)		1	0.0%
GBAWE (MERCHANT ESTATE)		13	0.2%
GYENYASE		4	0.1%
GYIN YASE		4	0.1%
GYINAASE		12	0.2%
GYINYAASE		21	0.3%
GYINYASE		81	1.1%
GYINYASI		13	0.2%
HAATSO		108	1.5%
HATSO		17	0.2%
KALAMAZOO		56	0.8%

File : gh_qm_indiv

comr: Locality

Value	Label	Cases	Percentage
KALAMAZOO (OSU)		8	0.1%
KOFORIDUA		7	0.1%
KOLE GONNO		7	0.1%
KOOLE GONNI		9	0.1%
KORLE BU		7	0.1%
KORLE DUDOR		95	1.3%
KORLE DUKOR		6	0.1%
KORLE GONNO		69	1.0%
KORLE WOKO		2	0.0%
KORLE-DUDOR		4	0.1%
KORLE-GONNO		7	0.1%
KPONE		129	1.8%
KROFROM		67	0.9%
KROFROM(NEW TAFO)		7	0.1%
KROPO		48	0.7%
KUMASI		236	3.3%
KWADASO		75	1.1%
KWADASO EST		6	0.1%
KWADASO EST.		8	0.1%
KWADASO ESTATE		81	1.1%
KWADASO NSUOM		21	0.3%
LA		5	0.1%
LABONE		65	0.9%
LARTE BOKORSHIE		15	0.2%
LARTEBOKORSHIE		36	0.5%
LARTEBOKOSHI		10	0.1%
LATEBOKORSI		44	0.6%
MADINA		99	1.4%
MADINA.		3	0.0%
MAMOBI		2	0.0%
MAMPROBI		99	1.4%
MAMPROBI (ACCRA)		18	0.3%
MANPROBI		3	0.0%

File : gh_qm_indiv

comr: Locality

Value	Label	Cases	Percentage
MANYAH EXTENSION(AS TOWN)		11	0.2%
MATAHEKO		5	0.1%
MATEHEKO		11	0.2%
MIDDLE EAST ASHAIMAN		1	0.0%
MPOASE		68	1.0%
N ODORKOR		1	0.0%
N. KANESHIE		9	0.1%
NEW ACHIMOTA		33	0.5%
NEW TAFO		46	0.6%
NEW TOWN		135	1.9%
NEWTOWN		17	0.2%
NII BOYE		5	0.1%
NII BOYE TOWN		104	1.5%
NIIBOI TOWN		4	0.1%
NIMA		99	1.4%
NIMA / KANDA		63	0.9%
NIMA/KANDA		12	0.2%
NINGUA		10	0.1%
NORTH KANESHIE		93	1.3%
NORTH ODORKOR		61	0.9%
NUNGUA		178	2.5%
NUNGUA (BORA BORA)		6	0.1%
NUNGUA(BORA BORA)		1	0.0%
NYANIBA		90	1.3%
ODERKOR OFFICIAL TOWN		4	0.1%
ODIKOR OFFICIAL TOWN		3	0.0%
ODOKOR OFFICIAL TOWN		4	0.1%
ODORKOR		41	0.6%
ODORKOR OFFICIAL TOWN		58	0.8%
ODRKOR		3	0.0%
OFORI KROM		11	0.2%







File : gh_qm_indiv

comr: Locality

Value	Label	Cases	Percentage
OFORIKROM		115	1.6%
OLD TAFO		11	0.2%
OSU		80	1.1%
OSU-KALAMAZON		5	0.1%
OSU-KALAMAZOO		25	0.4%
OSU-RE		17	0.2%
PANKRANO ESTATE		5	0.1%
PANKRONA ESTATE		6	0.1%
PANKRONO		11	0.2%
PANKRONO EST		7	0.1%
PANKRONO EST.		6	0.1%
PANKRONO ESTATE		39	0.5%
PRAMPAM		116	1.6%
RUSSIA		112	1.6%
SABOB ZONGO		4	0.1%
SABON ZONGO		68	1.0%
SAKUMONO		28	0.4%
SAWABA		78	1.1%
SOWUTUOM		28	0.4%
SPINTEX		67	0.9%
SUAME KROPO		40	0.6%
SUAME-KROPO		5	0.1%
SUSSIA		4	0.1%
TAFO		112	1.6%
TAIFA		105	1.5%
TEMA		76	1.1%
TEMA (COM 7)		8	0.1%
TEMA COM.3		5	0.1%
TEMA MUNICIPALITY ASSEMBLY		2	0.0%
TEMA(COM 7)		96	1.3%
WEST ABBOSEY OKAI (MATAHEKO)		7	0.1%

File : gh_qm_indiv

comr: Locality

Value	Label	Cases	Percentage
WEST ABBOSSEY OKAI		20	 0.3%
WEST ABBOSSEY OKAI (MATAHEKO)		7	 0.1%
WEST ABOSOOKIA		5	 0.1%
WEST ABOSSEY OKAI (MATAHEKO)		42	 0.6%
WEST ABOSSEY OKAI MATAHEKO		25	 0.4%
WEST- ABOSSEY OKAI (MATAHEKO)		2	 0.0%

Warning: these figures indicate the number of cases found in the data file. They cannot be interpreted as summary statistics of the population of interest.

ident: Individual ID












Information	[Type= discrete] [Format=character] [Missing=*]
Statistics [NW/ W]	[Valid=7135 /-] [Invalid=0 /-]
Definition	Individual identifiant = 1st letter of country + n° of questionnaire compost

n_menage: Household number

Information	[Type= continuous] [Format=numeric] [Range= 3-1320] [Missing=*]
Statistics [NW/ W]	[Valid=7135 /-] [Invalid=0 /-]
Definition	Household ID

n_indiv: Individual number in the HH

Information	[Type= discrete] [Format=numeric] [Range= 1-49] [Missing=*]
Statistics [NW/ W]	[Valid=7135 /-] [Invalid=0 /-]
Definition	ID of each individual within her/his household

Value	Label	Cases	Percentage
1		1246	 17.5%
2		1143	 16.0%
3		1073	 15.0%
4		973	 13.6%
5		802	 11.2%
6		616	 8.6%
7		435	 6.1%
8		290	 4.1%
9		199	 2.8%
10		127	 1.8%
11		88	 1.2%

File : gh_qm_indiv

n_indiv: Individual number in the HH

Value	Label	Cases	Percentage
12		55	0.8%
13		35	0.5%
14		18	0.3%
15		11	0.2%
16		8	0.1%
17		5	0.1%
18		4	0.1%
19		3	0.0%
20		3	0.0%
21		1	0.0%

Warning: these figures indicate the number of cases found in the data file. They cannot be interpreted as summary statistics of the population of interest.

q3age: Age

Information	[Type= discrete] [Format=numeric] [Range= 0-2147483624] [Missing=*]
Statistics [NW/ W]	[Valid=7081 /-] [Invalid=54 /-] [Mean=30.354 /-] [StdDev=17.488 /-]
Pre-question	Date of birth
Literal question	Q3. How old are you / How old is "Name"? Don't know: In which year were you born? Age

Value	Label	Cases	Percentage
0		57	0.8%
1		53	0.7%
2		93	1.3%
3		93	1.3%
4		86	1.2%
5		82	1.2%
6		105	1.5%
7		98	1.4%
8		103	1.5%
9		115	1.6%
10		120	1.7%
11		91	1.3%
12		127	1.8%
13		107	1.5%
14		109	1.5%
15		133	1.9%
16		123	1.7%
17		127	1.8%
18		158	2.2%
19		130	1.8%
20		154	2.2%
21		113	1.6%
22		141	2.0%
23		152	2.1%
24		145	2.0%

File : gh_qm_indiv

q3age: Age

Value	Label	Cases	Percentage
25		193	2.7%
26		163	2.3%
27		154	2.2%
28		171	2.4%
29		128	1.8%
30		220	3.1%
31		86	1.2%
32		147	2.1%
33		117	1.7%
34		132	1.9%
35		173	2.4%
36		106	1.5%
37		116	1.6%
38		138	1.9%
39		122	1.7%
40		183	2.6%
41		81	1.1%
42		126	1.8%
43		100	1.4%
44		87	1.2%
45		146	2.1%
46		86	1.2%
47		76	1.1%
48		95	1.3%
49		81	1.1%
50		135	1.9%
51		48	0.7%
52		104	1.5%
53		52	0.7%
54		62	0.9%
55		67	0.9%
56		46	0.6%
57		42	0.6%
58		32	0.5%
59		24	0.3%
60		51	0.7%
61		27	0.4%
62		28	0.4%
63		25	0.4%
64		14	0.2%
65		36	0.5%
66		22	0.3%
67		20	0.3%

File : gh_qm_indiv

q3age: Age

Value	Label	Cases	Percentage
68		9	<div><div></div></div> 0.1%
69		18	<div><div></div></div> 0.3%
70		33	<div><div></div></div> 0.5%
71		12	<div><div></div></div> 0.2%
72		21	<div><div></div></div> 0.3%
73		12	<div><div></div></div> 0.2%
74		9	<div><div></div></div> 0.1%
75		13	<div><div></div></div> 0.2%
76		14	<div><div></div></div> 0.2%
77		3	<div><div></div></div> 0.0%
78		11	<div><div></div></div> 0.2%
79		4	<div><div></div></div> 0.1%
80		15	<div><div></div></div> 0.2%
81		5	<div><div></div></div> 0.1%
82		2	<div><div></div></div> 0.0%
83		2	<div><div></div></div> 0.0%
84		3	<div><div></div></div> 0.0%
85		4	<div><div></div></div> 0.1%
86		3	<div><div></div></div> 0.0%
87		2	<div><div></div></div> 0.0%
88		1	<div><div></div></div> 0.0%
90		3	<div><div></div></div> 0.0%
91		1	<div><div></div></div> 0.0%
92		2	<div><div></div></div> 0.0%
93		1	<div><div></div></div> 0.0%
109		1	<div><div></div></div> 0.0%
Sysmiss		54	

Warning: these figures indicate the number of cases found in the data file. They cannot be interpreted as summary statistics of the population of interest.

q3annee: Year of birth

Information	[Type= discrete] [Format=numeric] [Range= 1908-2147483624] [Missing=*]
Statistics [NW/ W]	[Valid=7081 /-] [Invalid=54 /-]
Pre-question	Date of birth
Literal question	Q3. How old are you / How old is "Name"? Don't know: In which year were you born? Year
Interviewer's instructions	(Give equivalence if Don't Know)

Value	Label	Cases	Percentage
1900		1	<div><div></div></div> 0.0%
1916		1	<div><div></div></div> 0.0%
1917		2	<div><div></div></div> 0.0%
1918		1	<div><div></div></div> 0.0%
1919		3	<div><div></div></div> 0.0%
1921		1	<div><div></div></div> 0.0%
1922		2	<div><div></div></div> 0.0%

File : gh_qm_indiv

q3annee: Year of birth

Value	Label	Cases	Percentage
1923		3	0.0%
1924		4	0.1%
1925		3	0.0%
1926		2	0.0%
1927		2	0.0%
1928		5	0.1%
1929		15	0.2%
1930		4	0.1%
1931		11	0.2%
1932		3	0.0%
1933		14	0.2%
1934		13	0.2%
1935		9	0.1%
1936		12	0.2%
1937		21	0.3%
1938		12	0.2%
1939		33	0.5%
1940		18	0.3%
1941		9	0.1%
1942		20	0.3%
1943		22	0.3%
1944		36	0.5%
1945		14	0.2%
1946		25	0.4%
1947		28	0.4%
1948		27	0.4%
1949		51	0.7%
1950		24	0.3%
1951		32	0.5%
1952		42	0.6%
1953		46	0.6%
1954		67	0.9%
1955		62	0.9%
1956		52	0.7%
1957		104	1.5%
1958		48	0.7%
1959		135	1.9%
1960		81	1.1%
1961		95	1.3%
1962		76	1.1%
1963		86	1.2%
1964		146	2.1%
1965		87	1.2%

File : gh_qm_indiv

q3annee: Year of birth

Value	Label	Cases	Percentage
1966		100	1.4%
1967		126	1.8%
1968		81	1.1%
1969		183	2.6%
1970		122	1.7%
1971		138	1.9%
1972		116	1.6%
1973		106	1.5%
1974		173	2.4%
1975		132	1.9%
1976		117	1.7%
1977		147	2.1%
1978		86	1.2%
1979		220	3.1%
1980		128	1.8%
1981		171	2.4%
1982		154	2.2%
1983		163	2.3%
1984		193	2.7%
1985		145	2.0%
1986		152	2.1%
1987		141	2.0%
1988		113	1.6%
1989		154	2.2%
1990		130	1.8%
1991		158	2.2%
1992		127	1.8%
1993		123	1.7%
1994		133	1.9%
1995		109	1.5%
1996		107	1.5%
1997		127	1.8%
1998		91	1.3%
1999		120	1.7%
2000		115	1.6%
2001		103	1.5%
2002		98	1.4%
2003		105	1.5%
2004		82	1.2%
2005		86	1.2%
2006		93	1.3%
2007		93	1.3%
2008		53	0.7%

File : gh_qm_indiv

q3annee: Year of birth

Value	Label	Cases	Percentage
2009		57	 0.8%
Sysmiss		54	

Warning: these figures indicate the number of cases found in the data file. They cannot be interpreted as summary statistics of the population of interest.

q4_etr: Ego lives abroad

Information	[Type= discrete] [Format=numeric] [Range= 0-2147483624] [Missing=*]		
Statistics [NW/ W]	[Valid=7135 /-] [Invalid=0 /-]		
Definition	The box ABR was to be ticked by the interviewer if the individual lived abroad		
Source	Interviewer		
Pre-question	Reminders		
Literal question	Q4. ABR, PARTN, CHILD, RETURN ABR		
Interviewer's instructions	See A10		

Value	Label	Cases	Percentage
0	No	5863	 82.2%
1	Yes	1272	 17.8%

Warning: these figures indicate the number of cases found in the data file. They cannot be interpreted as summary statistics of the population of interest.

q4_cjt: Ego's partner lives abroad


Information	[Type= discrete] [Format=numeric] [Range= 0-2147483624] [Missing=*]		
Statistics [NW/ W]	[Valid=7135 /-] [Invalid=0 /-]		
Definition	The box PARTN was to be ticked by the interviewer if the individual's partner lived abroad (see variable a7b)		
Source	Interviewer		
Pre-question	Reminders		
Literal question	Q4. ABR, PARTN, CHILD, RETURN PARTN		
Interviewer's instructions	See A7b		

Value	Label	Cases	Percentage
0	No	6958	 97.5%
1	Yes	177	 2.5%

Warning: these figures indicate the number of cases found in the data file. They cannot be interpreted as summary statistics of the population of interest.

q4_child: Ego's father and/or mother live(s) abroad

Information	[Type= discrete] [Format=numeric] [Range= 0-2147483624] [Missing=*]		
Statistics [NW/ W]	[Valid=7135 /-] [Invalid=0 /-]		
Definition	The box CHILD was to be ticked by the interviewer if the individual's father or mother lived abroad		
Source	Interviewer		
Pre-question	Reminders		
Literal question	Q4. ABR, PARTN, CHILD, RETURN CHILD		
Interviewer's instructions	See A7fath & A7moth		

Value	Label	Cases	Percentage
0	No	6926	 97.1%

File : gh_qm_indiv

q4_child: Ego's father and/or mother live(s) abroad

Value	Label	Cases	Percentage
1	Yes	209	2.9%

Warning: these figures indicate the number of cases found in the data file. They cannot be interpreted as summary statistics of the population of interest.

q4_return: Ego returned from a migration

Information	[Type= discrete] [Format=numeric] [Range= 0-2147483624] [Missing=*]		
Statistics [NW/ W]	[Valid=7135 /-] [Invalid=0 /-]		
Definition	The box RETURN was to be ticked by the interviewer if the individual returned to Ghana for at least a year since he/she first left		
Source	Interviewer		
Pre-question	Reminders		
Literal question	Q4. ABR, PARTN, CHILD, RETURN RETURN		
Interviewer's instructions	See A13c		

Value	Label	Cases	Percentage
0	No	6552	91.8%
1	Yes	583	8.2%

Warning: these figures indicate the number of cases found in the data file. They cannot be interpreted as summary statistics of the population of interest.

a1: Sex

Information	[Type= discrete] [Format=numeric] [Range= 1-2] [Missing=*]		
Statistics [NW/ W]	[Valid=7111 /-] [Invalid=24 /-]		
Pre-question	Module A - Identification of household members and of the household head's personal network Sex		
Literal question	A1. "Name" is:		

Value	Label	Cases	Percentage
1	Man	3514	49.4%
2	Woman	3597	50.6%
Sysmiss		24	

Warning: these figures indicate the number of cases found in the data file. They cannot be interpreted as summary statistics of the population of interest.

a2_vivant: Is she/he alive?

Information	[Type= discrete] [Format=numeric] [Range= 0-2147483624] [Missing=*]		
Statistics [NW/ W]	[Valid=7135 /-] [Invalid=0 /-]		
Pre-question	Year of death		
Literal question	A2a. Is "Name" alive?		
Post-question	If a2_vivant in 1 => Go to a3_1 (A3)		
Interviewer's instructions	Don't read		

Value	Label	Cases	Percentage
0	No	88	1.2%
1	Yes	7047	98.8%

Warning: these figures indicate the number of cases found in the data file. They cannot be interpreted as summary statistics of the population of interest.

a2_an: Year of death

Information	[Type= discrete] [Format=numeric] [Range= 1946-2147483624] [Missing=*]		
--------------------	--	--	--

File : gh_qm_indiv

a2_an: Year of death

Statistics [NW/ W] [Valid=76 /-] [Invalid=7059 /-]

Universe If a2_vivant in 0

Pre-question Year of death

Literal question A2. In which year did "Name" die? Don't know: How old was "Name" when he/she died?
Year

Post-question Go to a14pays (A14Pays)

Interviewer's instructions Read only for deceased children

Value	Label	Cases	Percentage
1948		1	1.3%
1959		1	1.3%
1961		1	1.3%
1963		2	2.6%
1964		1	1.3%
1965		1	1.3%
1969		1	1.3%
1970		2	2.6%
1972		1	1.3%
1973		1	1.3%
1974		1	1.3%
1977		1	1.3%
1979		4	5.3%
1980		2	2.6%
1981		3	3.9%
1982		1	1.3%
1983		1	1.3%
1984		2	2.6%
1985		2	2.6%
1986		1	1.3%
1987		2	2.6%
1988		3	3.9%
1989		2	2.6%
1990		1	1.3%
1991		1	1.3%
1992		3	3.9%
1995		2	2.6%
1996		2	2.6%
1997		3	3.9%
1998		1	1.3%
1999		1	1.3%
2000		1	1.3%
2001		2	2.6%
2002		5	6.6%
2003		3	3.9%
2004		4	5.3%

File : gh_qm_indiv












a2_an: Year of death

Value	Label	Cases	Percentage
2005		3	 3.9%
2006		3	 3.9%
2007		1	 1.3%
2008		3	 3.9%
Sysmiss		7059	

Warning: these figures indicate the number of cases found in the data file. They cannot be interpreted as summary statistics of the population of interest.

a2_age: Age at the time of death

Information	[Type= discrete] [Format=numeric] [Range= 0-2147483624] [Missing=*]
Statistics [NW/ W]	[Valid=79 /-] [Invalid=7056 /-] [Mean=10.671 /-] [StdDev=14.695 /-]
Universe	If a2_vivant in 0
Pre-question	Year of death
Literal question	A2. In which year did "Name" die? Don't know: How old was "Name" when he/she died? Age
Post-question	Go to a14pays (A14Pays)
Interviewer's instructions	Read only for deceased children

Value	Label	Cases	Percentage
0		20	 25.3%
1		7	 8.9%
2		8	 10.1%
3		4	 5.1%
4		12	 15.2%
5		1	 1.3%
9		1	 1.3%
10		1	 1.3%
12		1	 1.3%
14		1	 1.3%
17		2	 2.5%
18		1	 1.3%
19		2	 2.5%
20		1	 1.3%
21		2	 2.5%
22		1	 1.3%
26		1	 1.3%
27		1	 1.3%
30		1	 1.3%
31		1	 1.3%
32		1	 1.3%
34		2	 2.5%
37		1	 1.3%
39		1	 1.3%
45		1	 1.3%
47		1	 1.3%

File : gh_qm_indiv

a2_age: Age at the time of death

Value	Label	Cases	Percentage
50		1	1.3%
51		1	1.3%
53		1	1.3%
Sysmiss		7056	

Warning: these figures indicate the number of cases found in the data file. They cannot be interpreted as summary statistics of the population of interest.

a3_1: Relation with the HH head 1

Information	[Type= discrete] [Format=numeric] [Range= 1-2147483624] [Missing=*]
Statistics [NW/ W]	[Valid=7029 /-] [Invalid=106 /-]
Universe	If a2_vivant in 1
Pre-question	Relationship with head of the HH
Literal question	A3. How is "Name" related to the household head? First answer
Interviewer's instructions	(Multiple answers possible in case of adopted/fostered child)

Value	Label	Cases	Percentage
1	Household head	1246	17.7%
2	Partner/spouse	665	9.5%
3	Co-wife	3	0.0%
4	Daughter/son (biological)	3334	47.4%
5	Daughter/son-in-law, step-daughter/son	63	0.9%
6	Mother/father	49	0.7%
8	Sister/brother	618	8.8%
9	Sister/brother-in-law	129	1.8%
10	Niece/nephew	241	3.4%
11	Granddaughter/grandson	286	4.1%
12	Other relative of HH	199	2.8%
13	Other relative of the HH's partner	78	1.1%
14	Without family ties	86	1.2%
15	Mother/father-in-law	9	0.1%
16	Adopted/fostered child	23	0.3%
Sysmiss		106	

Warning: these figures indicate the number of cases found in the data file. They cannot be interpreted as summary statistics of the population of interest.

a3_2: Relation with the HH head 2

Information	[Type= discrete] [Format=numeric] [Range= 1-2147483624] [Missing=*]
Statistics [NW/ W]	[Valid=8 /-] [Invalid=7127 /-]
Universe	If a2_vivant in 1
Pre-question	Relationship with head of the HH
Literal question	A3. How is "Name" related to the household head? Second answer
Interviewer's instructions	(Multiple answers possible in case of adopted/fostered child)

Value	Label	Cases	Percentage
10	Niece/nephew	4	50.0%

File : gh_qm_indiv

a3_2: Relation with the HH head 2

Value	Label	Cases	Percentage
12	Other relative of HH	1	12.5%
13	Other relative of the HH's partner	1	12.5%
16	Adopted/fostered child	2	25.0%
Sysmiss		7127	

Warning: these figures indicate the number of cases found in the data file. They cannot be interpreted as summary statistics of the population of interest.

a4: Living in the HH

Information	[Type= discrete] [Format=numeric] [Range= 1-2147483624] [Missing=*]
Statistics [NW/ W]	[Valid=7040 /-] [Invalid=95 /-]
Universe	If a2_vivant in 1
Pre-question	HH Situation
Literal question	A4. Has "Name" been living in this household during the last 6 months or has "Name" the intention of living here for at least 6 months?
Post-question	If a4 in 0 => Go to a8a (A8a)

Value	Label	Cases	Percentage
0	No	2282	32.4%
1	Yes	4758	67.6%
Sysmiss		95	

Warning: these figures indicate the number of cases found in the data file. They cannot be interpreted as summary statistics of the population of interest.

a7a: Matrimonial status (household members)

Information	[Type= discrete] [Format=numeric] [Range= 0-2147483624] [Missing=*]
Statistics [NW/ W]	[Valid=4737 /-] [Invalid=2398 /-]
Universe	If a2_vivant in 1 Household members only (A4 = 1)
Pre-question	To all
Literal question	A7a. Is he/she?
Post-question	If a7a in 6, 7, 8 => Go to a7_fath (A7fath)
Interviewer's instructions	(read)

Value	Label	Cases	Percentage
0	Married monogamus	1402	29.6%
1	Married polygamous	23	0.5%
5	Consensual union	161	3.4%
6	Single	2755	58.2%
7	Widowed	177	3.7%
8	Divorced/separated	187	3.9%
9	Other	32	0.7%
Sysmiss		2398	

Warning: these figures indicate the number of cases found in the data file. They cannot be interpreted as summary statistics of the population of interest.

a7b: Is her/his partner living abroad?

Information	[Type= discrete] [Format=numeric] [Range= 0-2147483624] [Missing=*]
Statistics [NW/ W]	[Valid=1618 /-] [Invalid=5517 /-]
Universe	If a2_vivant in 1

File : gh_qm_indiv

a7b: Is her/his partner living abroad?

	Household members only (A4 = 1) If a7a in 0, 1, 5, 9
Pre-question	To all
Literal question	A7b. Does his/her partner currently live abroad?
Post-question	If a7b in 1 => Tick PARTN box (q4_cjt) If a7b in 0 => Go to a7_fath (A7fath)

Value	Label	Cases	Percentage
0	No	1441	89.1%
1	Yes	177	10.9%
Sysmiss		5517	

Warning: these figures indicate the number of cases found in the data file. They cannot be interpreted as summary statistics of the population of interest.

a7c_1: Number of the 1st partner living abroad














Information	[Type= discrete] [Format=numeric] [Range= 1-2147483624] [Missing=*]
Statistics [NW/ W]	[Valid=177 /-] [Invalid=6958 /-]
Universe	If a2_vivant in 1 Household members only (A4 = 1) If a7a in 0, 1, 5, 9 If a7b in 1
Pre-question	To all
Literal question	A7c. Who is his/her partner?
Post-question	Go to a15_natio1 (A15) if above 18
Interviewer's instructions	Look at the flap and note down partner(s)'s ID(s)

Value	Label	Cases	Percentage
2		23	13.0%
3		26	14.7%
4		28	15.8%
5		37	20.9%
6		12	6.8%
7		19	10.7%
8		4	2.3%
9		12	6.8%
10		4	2.3%
11		4	2.3%
12		2	1.1%
13		3	1.7%
14		2	1.1%
16		1	0.6%
Sysmiss		6958	

Warning: these figures indicate the number of cases found in the data file. They cannot be interpreted as summary statistics of the population of interest.

a7_fath: Father abroad

Information	[Type= discrete] [Format=numeric] [Range= 0-2147483624] [Missing=*]
Statistics [NW/ W]	[Valid=1629 /-] [Invalid=5506 /-]
Universe	If a2_vivant in 1 Household members only (A4 = 1)

File : gh_qm_indiv			
# a7_fath: Father abroad			
	If under 18 years		
Pre-question	If under 18 years		
Literal question	A7fath. Does the father of "Name" currently live abroad?		
Post-question	If a7_fath in 1 => Tick CHILD box (q4_child) If a7_fath in 0 => Go to a7_moth (A7moth)		
Value	Label	Cases	Percentage
0	No	1442	 88.5%
1	Yes	187	 11.5%
Sysmiss		5506	
<i>Warning: these figures indicate the number of cases found in the data file. They cannot be interpreted as summary statistics of the population of interest.</i>			
# a7_fath_ID: Father abroad: number			
Information	[Type= discrete] [Format=numeric] [Range= 2-2147483624] [Missing=*]		
Statistics [NW/ W]	[Valid=186 /-] [Invalid=6949 /-]		
Universe	If a2_vivant in 1 Household members only (A4 = 1) If under 18 years If a7_fath in 1		
Pre-question	If under 18 years		
Literal question	A7fathID. Who is his/her father?		
Interviewer's instructions	Look at the flap and note down father's ID		
Value	Label	Cases	Percentage
1		1	 0.5%
3		11	 5.9%
4		33	 17.7%
5		66	 35.5%
6		20	 10.8%
7		22	 11.8%
8		4	 2.2%
9		10	 5.4%
10		3	 1.6%
12		5	 2.7%
13		11	 5.9%
Sysmiss		6949	
<i>Warning: these figures indicate the number of cases found in the data file. They cannot be interpreted as summary statistics of the population of interest.</i>			
# a7_moth: Mother abroad			
Information	[Type= discrete] [Format=numeric] [Range= 0-2147483624] [Missing=*]		
Statistics [NW/ W]	[Valid=1627 /-] [Invalid=5508 /-]		
Universe	If a2_vivant in 1 Household members only (A4 = 1) If under 18 years		
Pre-question	If under 18 years		
Literal question	A7moth. Does the mother of "Name" currently live abroad?		
Post-question	If a7_moth in 1 => Tick CHILD box (q4_child) If a7_moth in 0 => Go to a15_natio1 (A15)		

File : gh_qm_indiv

a7_moth: Mother abroad

Value	Label	Cases	Percentage
0	No	1601	<div><div></div></div> 98.4%
1	Yes	26	<div><div></div></div> 1.6%
Sysmiss		5508	

Warning: these figures indicate the number of cases found in the data file. They cannot be interpreted as summary statistics of the population of interest.

a7_moth_ID: Mother abroad: number

Information	[Type= discrete] [Format=numeric] [Range= 5-2147483624] [Missing=*]
Statistics [NW/ W]	[Valid=26 /-] [Invalid=7109 /-]
Universe	If a2_vivant in 1 Household members only (A4 = 1) If under 18 years If a7_moth in 1
Pre-question	If under 18 years
Literal question	A7mothID. Who is his/her mother?
Post-question	Go to a15_natio1 (A15)
Interviewer's instructions	Look at the flap and note down mother's ID

Value	Label	Cases	Percentage
4		2	<div><div></div></div> 7.7%
5		3	<div><div></div></div> 11.5%
6		8	<div><div></div></div> 30.8%
7		5	<div><div></div></div> 19.2%
8		2	<div><div></div></div> 7.7%
10		3	<div><div></div></div> 11.5%
13		3	<div><div></div></div> 11.5%
Sysmiss		7109	

Warning: these figures indicate the number of cases found in the data file. They cannot be interpreted as summary statistics of the population of interest.

a8a: Matrimonial status (members outside the household)

Information	[Type= discrete] [Format=numeric] [Range= 0-2147483624] [Missing=*]
Statistics [NW/ W]	[Valid=2268 /-] [Invalid=4867 /-]
Universe	If a2_vivant in 1 Members outside the household only (A4 = 0)
Pre-question	Marital Status
Literal question	A8a. Is he/she?
Post-question	If a8a in 6, 7, 8 => Go to a8d (A8d)
Interviewer's instructions	(read out)

Value	Label	Cases	Percentage
0	Married monogamous	1418	<div><div></div></div> 62.5%
1	Married polygamous	17	<div><div></div></div> 0.7%
5	Consensual union	64	<div><div></div></div> 2.8%
6	Single	673	<div><div></div></div> 29.7%
7	Widowed	21	<div><div></div></div> 0.9%
8	Divorced/separated	58	<div><div></div></div> 2.6%
9	Other	17	<div><div></div></div> 0.7%

File : gh_qm_indiv

a8a: Matrimonial status (members outside the household)

Value	Label	Cases	Percentage
Sysmiss		4867	

Warning: these figures indicate the number of cases found in the data file. They cannot be interpreted as summary statistics of the population of interest.

a8b: Is she/he the partner of someone living in the HH?

Information	[Type= discrete] [Format=numeric] [Range= 0-2147483624] [Missing=*]
Statistics [NW/ W]	[Valid=1508 /-] [Invalid=5627 /-]
Universe	If a2_vivant in 1 Members outside the household only (A4 = 0) If a8a in 0, 1, 5, 9
Pre-question	Partner in the household
Literal question	A8b. Does "Name" have a partner who lives in the household?
Post-question	If a8b in 0 => Go to a8d (A8d)

Value	Label	Cases	Percentage
0	No	1335	88.5%
1	Yes	173	11.5%
Sysmiss		5627	

Warning: these figures indicate the number of cases found in the data file. They cannot be interpreted as summary statistics of the population of interest.

a8c_1: Number of the 1st partner living in the household

Information	[Type= discrete] [Format=numeric] [Range= 1-2147483624] [Missing=*]
Statistics [NW/ W]	[Valid=171 /-] [Invalid=6964 /-]
Universe	If a2_vivant in 1 Members outside the household only (A4 = 0) If a8a in 0, 1, 5, 9 If a8b in 1
Pre-question	Partner in the household
Literal question	A8c. Who is his or her partner? 1st partner
Interviewer's instructions	Look at the flap and note below the person ID of Ego's partner.

Value	Label	Cases	Percentage
1		143	83.6%
2		14	8.2%
3		8	4.7%
4		1	0.6%
6		2	1.2%
7		1	0.6%
8		1	0.6%
12		1	0.6%
Sysmiss		6964	

Warning: these figures indicate the number of cases found in the data file. They cannot be interpreted as summary statistics of the population of interest.

a8c_2: Number of the 2nd partner living in the household

Information	[Type= discrete] [Format=numeric] [Range= 0-2147483624] [Missing=*]
Statistics [NW/ W]	[Valid=1 /-] [Invalid=7134 /-]
Universe	If a2_vivant in 1 Members outside the household only (A4 = 0)

File : gh_qm_indiv			
# a8c_2: Number of the 2nd partner living in the household			
	If a8a in 0, 1, 5, 9 If a8b in 1		
Pre-question	Partner in the household		
Literal question	A8c. Who is his or her partner? 2nd partner		
Interviewer's instructions	Look at the flap and note below the person ID of Ego's partner.		
Value	Label	Cases	Percentage
6		1	<div></div> 100.0%
Sysmiss		7134	
<i>Warning: these figures indicate the number of cases found in the data file. They cannot be interpreted as summary statistics of the population of interest.</i>			
# a8d: Child under 18 who lives in the HH			
Information	[Type= discrete] [Format=numeric] [Range= 0-2147483624] [Missing=*]		
Statistics [NW/ W]	[Valid=2247 /-] [Invalid=4888 /-]		
Universe	If a2_vivant in 1 Members outside the household only (A4 = 0)		
Pre-question	Children in the household		
Literal question	A8d. Does "Name" have a child under 18 who lives in the household?		
Post-question	If a8d in 0 => Go to a9 (A9)		
Value	Label	Cases	Percentage
0	No	2070	<div></div> 92.1%
1	Yes	177	<div></div> 7.9%
Sysmiss		4888	
<i>Warning: these figures indicate the number of cases found in the data file. They cannot be interpreted as summary statistics of the population of interest.</i>			
# a8e_1: Child under 18 who lives in the HH number 1			
Information	[Type= discrete] [Format=numeric] [Range= 1-2147483624] [Missing=*]		
Statistics [NW/ W]	[Valid=176 /-] [Invalid=6959 /-]		
Universe	If a2_vivant in 1 Members outside the household only (A4 = 0) If a8d in 1		
Pre-question	Children in the household		
Literal question	A8e. Who is/are his child(ren)? Child 1		
Interviewer's instructions	Look at the flap and note below the ID(s) of Ego's children		
Value	Label	Cases	Percentage
2		79	<div></div> 44.9%
3		35	<div></div> 19.9%
4		21	<div></div> 11.9%
5		19	<div></div> 10.8%
6		10	<div></div> 5.7%
7		6	<div></div> 3.4%
8		3	<div></div> 1.7%
9		3	<div></div> 1.7%
Sysmiss		6959	

File : gh_qm_indiv

a8e_1: Child under 18 who lives in the HH number 1

Warning: these figures indicate the number of cases found in the data file. They cannot be interpreted as summary statistics of the population of interest.

a8e_2: Child under 18 who lives in the HH number 2

Information	[Type= discrete] [Format=numeric] [Range= 2-2147483624] [Missing=*]
Statistics [NW/ W]	[Valid=72 /-] [Invalid=7063 /-]
Universe	If a2_vivant in 1 Members outside the household only (A4 = 0) If a8d in 1
Pre-question	Children in the household
Literal question	A8e. Who is/are his child(ren)? Child 2
Interviewer's instructions	Look at the flap and note below the ID(s) of Ego's children

Value	Label	Cases	Percentage
3		38	52.8%
4		17	23.6%
5		6	8.3%
6		2	2.8%
7		3	4.2%
8		3	4.2%
9		1	1.4%
10		2	2.8%
Sysmiss		7063	

Warning: these figures indicate the number of cases found in the data file. They cannot be interpreted as summary statistics of the population of interest.

a8e_3: Child under 18 who lives in the HH number 3

Information	[Type= discrete] [Format=numeric] [Range= 3-2147483624] [Missing=*]
Statistics [NW/ W]	[Valid=23 /-] [Invalid=7112 /-]
Universe	If a2_vivant in 1 Members outside the household only (A4 = 0) If a8d in 1
Pre-question	Children in the household
Literal question	A8e. Who is/are his child(ren)? Child 3
Interviewer's instructions	Look at the flap and note below the ID(s) of Ego's children

Value	Label	Cases	Percentage
3		3	13.0%
4		17	73.9%
5		3	13.0%
Sysmiss		7112	

Warning: these figures indicate the number of cases found in the data file. They cannot be interpreted as summary statistics of the population of interest.

a8e_4: Child under 18 who lives in the HH number 4

Information	[Type= discrete] [Format=numeric] [Range= 1-2147483624] [Missing=*]
Statistics [NW/ W]	[Valid=2 /-] [Invalid=7133 /-]
Universe	If a2_vivant in 1 Members outside the household only (A4 = 0) If a8d in 1

File : gh_qm_indiv

a8e_4: Child under 18 who lives in the HH number 4

Pre-question	Children in the household
Literal question	A8e. Who is/are his child(ren)? Child 4
Interviewer's instructions	Look at the flap and note below the ID(s) of Ego's children

Value	Label	Cases	Percentage
5		1	50.0%
6		1	50.0%
Sysmiss		7133	

Warning: these figures indicate the number of cases found in the data file. They cannot be interpreted as summary statistics of the population of interest.

a8e_5: Child under 18 who lives in the HH number 5

Information	[Type= discrete] [Format=numeric] [Range= 4-2147483624] [Missing=*]
Statistics [NW/ W]	[Valid=1 /-] [Invalid=7134 /-]
Universe	If a2_vivant in 1 Members outside the household only (A4 = 0) If a8d in 1
Pre-question	Children in the household
Literal question	A8e. Who is/are his child(ren)? Child 5
Interviewer's instructions	Look at the flap and note below the ID(s) of Ego's children

Value	Label	Cases	Percentage
7		1	100.0%
Sysmiss		7134	

Warning: these figures indicate the number of cases found in the data file. They cannot be interpreted as summary statistics of the population of interest.

a8e_6: Child under 18 who lives in the HH number 6

Information	[Type= discrete] [Format=numeric] [Range= 4-2147483624] [Missing=*]
Statistics [NW/ W]	[Valid=1 /-] [Invalid=7134 /-]
Universe	If a2_vivant in 1 Members outside the household only (A4 = 0) If a8d in 1
Pre-question	Children in the household
Literal question	A8e. Who is/are his child(ren)? Child 6
Interviewer's instructions	Look at the flap and note below the ID(s) of Ego's children

Value	Label	Cases	Percentage
8		1	100.0%
Sysmiss		7134	

Warning: these figures indicate the number of cases found in the data file. They cannot be interpreted as summary statistics of the population of interest.

a8e_7: Child under 18 who lives in the HH number 7

Information	[Type= discrete] [Format=numeric] [Range= 7-2147483624] [Missing=*]
Statistics [NW/ W]	[Valid=1 /-] [Invalid=7134 /-]
Universe	If a2_vivant in 1 Members outside the household only (A4 = 0) If a8d in 1

File : gh_qm_indiv

a8e_7: Child under 18 who lives in the HH number 7

Pre-question	Children in the household
Literal question	A8e. Who is/are his child(ren)? Child 7
Interviewer's instructions	Look at the flap and note below the ID(s) of Ego's children

Value	Label	Cases	Percentage
9		1	100.0%
Sysmiss		7134	

Warning: these figures indicate the number of cases found in the data file. They cannot be interpreted as summary statistics of the population of interest.

a8e_8: Child under 18 who lives in the HH number 8

Information	[Type= discrete] [Format=numeric] [Range= 10-2147483624] [Missing=*]
Statistics [NW/ W]	[Valid=1 /-] [Invalid=7134 /-]
Universe	If a2_vivant in 1 Members outside the household only (A4 = 0) If a8d in 1
Pre-question	Children in the household
Literal question	A8e. Who is/are his child(ren)? Child 8
Interviewer's instructions	Look at the flap and note below the ID(s) of Ego's children

Value	Label	Cases	Percentage
10		1	100.0%
Sysmiss		7134	

Warning: these figures indicate the number of cases found in the data file. They cannot be interpreted as summary statistics of the population of interest.

a8e_9: Child under 18 who lives in the HH number 9

Information	[Type= discrete] [Format=numeric] [Range= 11-2147483624] [Missing=*]
Statistics [NW/ W]	[Valid=1 /-] [Invalid=7134 /-]
Universe	If a2_vivant in 1 Members outside the household only (A4 = 0) If a8d in 1
Pre-question	Children in the household
Literal question	A8e. Who is/are his child(ren)? Child 9
Interviewer's instructions	Look at the flap and note below the ID(s) of Ego's children

Value	Label	Cases	Percentage
11		1	100.0%
Sysmiss		7134	

Warning: these figures indicate the number of cases found in the data file. They cannot be interpreted as summary statistics of the population of interest.

a8e_10: Child under 18 who lives in the HH number 10

Information	[Type= discrete] [Format=numeric] [Range= 12-2147483624] [Missing=*]
Statistics [NW/ W]	[Valid=1 /-] [Invalid=7134 /-]
Universe	If a2_vivant in 1 Members outside the household only (A4 = 0) If a8d in 1
Pre-question	Children in the household
Literal question	A8e. Who is/are his child(ren)?

File : gh_qm_indiv

a8e_10: Child under 18 who lives in the HH number 10

	Child 10
Interviewer's instructions	Look at the flap and note below the ID(s) of Ego's children

Value	Label	Cases	Percentage
12		1	<div><div></div></div> 100.0%
Sysmiss		7134	

Warning: these figures indicate the number of cases found in the data file. They cannot be interpreted as summary statistics of the population of interest.

a9: Has Ego already lived with the HH head?

Information	[Type= discrete] [Format=numeric] [Range= 0-2147483624] [Missing=*]
Statistics [NW/ W]	[Valid=2246 /-] [Invalid=4889 /-]
Universe	If a2_vivant in 1 Members outside the household only (A4 = 0)
Pre-question	Places of residence
Literal question	A9. Has "Name" ever lived with the household head for at least 6 months?

Value	Label	Cases	Percentage
0	No	256	<div><div></div></div> 11.4%
1	Yes	1990	<div><div></div></div> 88.6%
Sysmiss		4889	

Warning: these figures indicate the number of cases found in the data file. They cannot be interpreted as summary statistics of the population of interest.

a10: Is Ego currently living abroad?

Information	[Type= discrete] [Format=numeric] [Range= 0-2147483624] [Missing=*]
Statistics [NW/ W]	[Valid=2282 /-] [Invalid=4853 /-]
Universe	If a2_vivant in 1 Members outside the household only (A4 = 0)
Pre-question	Places of residence
Literal question	A10. Does he/she currently live abroad?
Post-question	If a10 in 1 => Tick ABR in the flap If a10 in 0 => Go to a15_natio1 (A15)

Value	Label	Cases	Percentage
0	No	1010	<div><div></div></div> 44.3%
1	Yes	1272	<div><div></div></div> 55.7%
Sysmiss		4853	

Warning: these figures indicate the number of cases found in the data file. They cannot be interpreted as summary statistics of the population of interest.

a11: In which country?

Information	[Type= discrete] [Format=numeric] [Range= 96000-2147483624] [Missing=*]
Statistics [NW/ W]	[Valid=1262 /-] [Invalid=5873 /-]
Universe	If a2_vivant in 1 Members outside the household only (A4 = 0) If a10 in 1
Pre-question	Places of residence
Literal question	A11. In which country?

Value	Label	Cases	Percentage
96000	FRANCE	12	<div><div></div></div> 1.0%

File : gh_qm_indiv

a11: In which country?

Value	Label	Cases	Percentage
99101	DENMARK	3	0.2%
99103	NORWAY	4	0.3%
99104	SWEDEN	8	0.6%
99105	FINLAND	3	0.2%
99109	GERMANY	55	4.4%
99123	RUSSIA	2	0.2%
99126	GREECE	2	0.2%
99127	ITALY	79	6.3%
99131	BELGIUM	17	1.3%
99132	UNITED KINGDOM	309	24.5%
99134	SPAIN	37	2.9%
99135	NETHERLANDS	27	2.1%
99136	IRELAND or EIRE	1	0.1%
99139	PORTUGAL	1	0.1%
99140	SWITZERLAND	4	0.3%
99141	GERMAN DEMOCRATIC REPUBLIC	15	1.2%
99155	UKRAINE	1	0.1%
99201	SAUDI ARABIA	2	0.2%
99205	LEBANON	2	0.2%
99207	ISRAEL	2	0.2%
99216	CHINA	4	0.3%
99217	JAPAN	8	0.6%
99219	THAILAND	1	0.1%
99237	KOREA	3	0.2%
99240	KUWAIT	1	0.1%
99247	UNITED ARAB EMIRATES	1	0.1%
99302	LIBERIA	1	0.1%
99303	SOUTH AFRICA	12	1.0%
99304	GAMBIA	1	0.1%
99314	EQUATORIAL GUINEA	1	0.1%
99316	LIBYA	9	0.7%
99324	CONGO	2	0.2%
99326	COTE DIVOIRE	23	1.8%
99327	BENIN	1	0.1%
99328	GABON	1	0.1%
99331	BURKINA FASO	5	0.4%
99335	MALI	6	0.5%
99338	NIGERIA	56	4.4%
99343	SUDAN	1	0.1%
99345	TOGO	23	1.8%
99352	ALGERIA	1	0.1%
99390	MAURITIUS	1	0.1%
99401	CANADA	53	4.2%

File : gh_qm_indiv

a11: In which country?

Value	Label	Cases	Percentage
99404	UNITED STATES	428	<div></div> 33.9%
99411	HONDURAS	7	<div></div> 0.6%
99446	BRITISH CARIBBEAN TERRITORIES	11	<div></div> 0.9%
99454	US TERRITORIES IN AMERICA	1	<div></div> 0.1%
99501	AUSTRALIA	11	<div></div> 0.9%
99505	AMERICAN SAMOA	3	<div></div> 0.2%
Sysmiss		5873	

Warning: these figures indicate the number of cases found in the data file. They cannot be interpreted as summary statistics of the population of interest.

a15_natio1: Current nationality 1

Information	[Type= discrete] [Format=numeric] [Range= 96000-2147483624] [Missing=*]
Statistics [NW/ W]	[Valid=7040 /-] [Invalid=95 /-]
Universe	If a2_vivant in 1
Pre-question	Nationalities
Literal question	A15. Which nationalities do you / does he/she currently hold? Nationality 1
Interviewer's instructions	(list in plain text) (multiple answers possible)

Value	Label	Cases	Percentage
99135	NETHERLANDS	1	0.0%
99141	GERMAN DEMOCRATIC REPUBLIC	1	0.0%
99217	JAPAN	2	0.0%
99313	SPANISH PROVINCES OF AFRICA	3	0.0%
99327	BENIN	1	0.0%
99329	GHANA	7009	<div></div> 99.6%
99335	MALI	5	0.1%
99338	NIGERIA	12	0.2%
99345	TOGO	1	0.0%
99404	UNITED STATES	3	0.0%
99446	BRITISH CARIBBEAN TERRITORIES	2	0.0%
Sysmiss		95	

Warning: these figures indicate the number of cases found in the data file. They cannot be interpreted as summary statistics of the population of interest.

a15_natio2: Current nationality 2

Information	[Type= discrete] [Format=numeric] [Range= 96000-2147483624] [Missing=*]
Statistics [NW/ W]	[Valid=147 /-] [Invalid=6988 /-]
Universe	If a2_vivant in 1
Pre-question	Nationalities
Literal question	A15. Which nationalities do you / does he/she currently hold? Nationality 2
Interviewer's instructions	(list in plain text) (multiple answers possible)

Value	Label	Cases	Percentage
99101	DENMARK	1	<div></div> 0.7%

File : gh_qm_indiv

a15_natio2: Current nationality 2

Value	Label	Cases	Percentage
99109	GERMANY	2	1.4%
99127	ITALY	4	2.7%
99131	BELGIUM	3	2.0%
99132	UNITED KINGDOM	10	6.8%
99135	NETHERLANDS	3	2.0%
99136	IRELAND or EIRE	1	0.7%
99141	GERMAN DEMOCRATIC REPUBLIC	1	0.7%
99302	LIBERIA	4	2.7%
99303	SOUTH AFRICA	2	1.4%
99326	COTE DIVOIRE	2	1.4%
99327	BENIN	1	0.7%
99331	BURKINA FASO	1	0.7%
99335	MALI	1	0.7%
99338	NIGERIA	23	15.6%
99345	TOGO	8	5.4%
99401	CANADA	3	2.0%
99404	UNITED STATES	18	12.2%
99446	BRITISH CARIBBEAN TERRITORIES	24	16.3%
99501	AUSTRALIA	2	1.4%
99505	AMERICAN SAMOA	33	22.4%
Sysmiss		6988	

Warning: these figures indicate the number of cases found in the data file. They cannot be interpreted as summary statistics of the population of interest.

a15_natio3: Current nationality 3

Information	[Type= discrete] [Format=numeric] [Range= 96000-2147483624] [Missing=*]
Statistics [NW/ W]	[Valid=1 /-] [Invalid=7134 /-]
Universe	If a2_vivant in 1
Pre-question	Nationalities
Literal question	A15. Which nationalities do you / does he/she currently hold? Nationality 3
Interviewer's instructions	(list in plain text) (multiple answers possible)

Value	Label	Cases	Percentage
99505	AMERICAN SAMOA	1	100.0%
Sysmiss		7134	

Warning: these figures indicate the number of cases found in the data file. They cannot be interpreted as summary statistics of the population of interest.

a16: Ethnicity

Information	[Type= discrete] [Format=numeric] [Range= 0-2147483624] [Missing=*]
Statistics [NW/ W]	[Valid=7019 /-] [Invalid=116 /-]
Universe	If a2_vivant in 1
Pre-question	Ethnicity
Literal question	A16. What is your/his/her ethnicity?

File : gh_qm_indiv

a16: Ethnicity

Value	Label	Cases	Percentage
0	None	10	0.1%
7	Other	576	8.2%
21	Akan	3880	55.3%
22	Ga-Adangbe	1420	20.2%
23	Ewe	858	12.2%
24	Guan	18	0.3%
25	Mole Dagbon	171	2.4%
26	Gurma	43	0.6%
27	Grusi	38	0.5%
28	Mande	5	0.1%
Sysmiss		116	

Warning: these figures indicate the number of cases found in the data file. They cannot be interpreted as summary statistics of the population of interest.

# a16_preci: Other ethnicity			
Information	[Type= discrete] [Format=character] [Missing=*]		
Statistics [NW/ W]	[Valid=7108 /-] [Invalid=0 /-]		
Universe	If a2_vivant in 1 If a16 in 7		
Pre-question	Ethnicity		
Literal question	A16. What is your/his/her ethnicity? If "Other" => Specify		
Value	Label	Cases	Percentage
.		6532	91.9%
.b		49	0.7%
.c		5	0.1%
AMERICAN		3	0.0%
BAASARE		7	0.1%
BANDA		18	0.3%
BASARE		12	0.2%
BELGIUM		1	0.0%
BISA		7	0.1%
BUEM		7	0.1%
BUILSA		5	0.1%
BUSANGA		28	0.4%
BUZANGA		3	0.0%
CHAMBA		9	0.1%
DAEYA		9	0.1%
DAGOMBA		1	0.0%
DAGAATI		3	0.0%
DAGAO		5	0.1%
DAGARTI		6	0.1%
DAGOMBA		74	1.0%
DONGON		6	0.1%
DUTCH		1	0.0%
ENGLISH		1	0.0%
FRAFRA		26	0.4%
FULANI		5	0.1%
GONJA		61	0.9%
HAUSA		37	0.5%
IBO		1	0.0%
JAPAN		2	0.0%
KANESA- NANKANA		6	0.1%
KANJAGA		3	0.0%
KARDOR		17	0.2%
KASENA- NANKANA		1	0.0%
KASSENA		4	0.1%
KONKOMBA		12	0.2%
KONKONBA		1	0.0%
KOTOKO		1	0.0%

# a16_preci: Other ethnicity			
Value	Label	Cases	Percentage
KOTOKOLI		46	0.6%
KRAKYE		1	0.0%
KROBO		1	0.0%
KUSASI		16	0.2%
MAMPRUSI		14	0.2%
MOSSI		11	0.2%
NIGERIA		5	0.1%
NIGERIAN		1	0.0%
NZEMA		1	0.0%
SISALA		6	0.1%
SISSALA		6	0.1%
WALA		5	0.1%
YUROBA		8	0.1%
ZAMRAMA		13	0.2%
ZOGU		5	0.1%
Warning: these figures indicate the number of cases found in the data file. They cannot be interpreted as summary statistics of the population of interest.			
# a17: Religion			
Information	[Type= discrete] [Format=numeric] [Range= 1-2147483624] [Missing=*]		
Statistics [NW/ W]	[Valid=6963 /-] [Invalid=172 /-]		
Definition	Christian: answers 6 to 8 + 15 + 16 Other: answers 9 to 10		
Universe	If a2_vivant in 1		
Pre-question	Religion		
Literal question	A17. What is your/his/her religion?		
Value	Label	Cases	Percentage
0	Muslim	887	12.7%
6	Catholic	769	11.0%
7	Protestant	1642	23.6%
8	Other Christian	521	7.5%
9	Traditional religion	14	0.2%
10	Other religion	23	0.3%
11	No religion	68	1.0%
15	Spiritualist	2	0.0%
16	Charismatic/pentecostal	3037	43.6%
Sysmiss		172	
Warning: these figures indicate the number of cases found in the data file. They cannot be interpreted as summary statistics of the population of interest.			
# a17_preci: Specify the other religion			
Information	[Type= discrete] [Format=character] [Missing=*]		
Statistics [NW/ W]	[Valid=7107 /-] [Invalid=0 /-]		
Universe	If a2_vivant in 1 If a17 in 10		
Pre-question	Religion		
Literal question	A17. What is your/his/her religion? If "Other religion" => Specify		

a17_preci: Specify the other religion

Value	Label	Cases	Percentage
.		7084	99.7%
.b		2	0.0%
BUDDEISM		1	0.0%
BUHDIST		1	0.0%
HOPE INT. MIN.		1	0.0%
JEHOVAH		1	0.0%
JEHOVAH WITNESS		11	0.2%
RASTA FARIAN		1	0.0%
S.D.A		5	0.1%

Warning: these figures indicate the number of cases found in the data file. They cannot be interpreted as summary statistics of the population of interest.

a18: Level of education

Information	[Type= discrete] [Format=numeric] [Range= 0-2147483624] [Missing=*]
Statistics [NW/ W]	[Valid=6947 /-] [Invalid=188 /-]
Universe	If a2_vivant in 1
Pre-question	Level of education
Literal question	A18. If "Name" goes or went to school: what was the last year "Name" attended?
Interviewer's instructions	If "Name" had formal education, use the CARD to code.

Value	Label	Cases	Percentage
0	None	402	5.8%
1	Pre-school (1 year in school)	152	2.2%
2	Pre-school (2 years in school)	119	1.7%
3	Pre-school (3 years in school)	89	1.3%
4	Primary school (4 years in school)	139	2.0%
5	Primary school (5 years in school)	137	2.0%
6	Primary school (6 years in school)	145	2.1%
7	Primary school (7 years in school)	139	2.0%
8	Primary school (8 years in school)	159	2.3%
9	Primary school (9 years in school)	250	3.6%
10	Middle-school/JSS/JHS/Secondary	153	2.2%
11	Middle-school/JSS/JHS/Secondary	198	2.9%
12	Middle-school/JSS/JHS/Secondary	822	11.8%
13	Middle-school/SSS/SHS/Technical/Vocational/Secondary	989	14.2%
14	SSS/SHS/Technical/Vocational/Secondary	283	4.1%
15	SSS/SHS/Technical/Vocational/Secondary/Post secondary	1127	16.2%
16	Secondary/Post secondary	368	5.3%
17	Post secondary/Bachelor degree	472	6.8%
18	Bachelor degree	57	0.8%
19	Bachelor degree	54	0.8%
20	Bachelor degree	517	7.4%
21	Second degree/PhD	12	0.2%
22	Second degree/PhD	64	0.9%

# a18: Level of education			
Value	Label	Cases	Percentage
23	PhD	41	<div><div></div></div> 0.6%
55	Only Koranic school	59	<div><div></div></div> 0.8%
Sysmiss		188	
Warning: these figures indicate the number of cases found in the data file. They cannot be interpreted as summary statistics of the population of interest.			
# a19: Current occupation			
Information	[Type= discrete] [Format=numeric] [Range= 1-2147483624] [Missing=*]		
Statistics [NW/ W]	[Valid=6980 /-] [Invalid=155 /-]		
Universe	If a2_vivant in 1		
Pre-question	Activity status		
Literal question	A19. At present, "Name" is primarily (spends most of his/her time)...		
Post-question	If a19 not in 1 => Go to a14pays (A14Pays)		
Value	Label	Cases	Percentage
1	Active, he/she works	3614	<div><div></div></div> 51.8%
2	Without occupation/housewife	152	<div><div></div></div> 2.2%
3	Unemployed/searching for a job	316	<div><div></div></div> 4.5%
4	Pupil/student/trainee	2453	<div><div></div></div> 35.1%
5	Retired, doesn't work anymore	231	<div><div></div></div> 3.3%
6	Other inactive	214	<div><div></div></div> 3.1%
Sysmiss		155	
Warning: these figures indicate the number of cases found in the data file. They cannot be interpreted as summary statistics of the population of interest.			
# a20: Current job			
Information	[Type= discrete] [Format=character] [Missing=*]		
Statistics [NW/ W]	[Valid=7122 /-] [Invalid=0 /-]		
Universe	If a2_vivant in 1 If a19 in 1		
Pre-question	Occupation		
Literal question	A20. What is "Name" occupation, profession, position, task?		
Interviewer's instructions	Describe in detail the product type (good or service) produced or sold; and the place where it is produced or sold.		
Value	Label	Cases	Percentage
.		3508	<div><div></div></div> 49.3%
.a		7	<div><div></div></div> 0.1%
.b		16	<div><div></div></div> 0.2%
.c		366	<div><div></div></div> 5.1%
1		1	<div><div></div></div> 0.0%
111		20	<div><div></div></div> 0.3%
112		3	<div><div></div></div> 0.0%
113		1	<div><div></div></div> 0.0%
118		7	<div><div></div></div> 0.1%
122		1	<div><div></div></div> 0.0%
131		1	<div><div></div></div> 0.0%
15		1	<div><div></div></div> 0.0%
211		122	<div><div></div></div> 1.7%
214		27	<div><div></div></div> 0.4%

a20: Current job

Value	Label	Cases	Percentage
215		9	0.1%
217		1	0.0%
221		4	0.1%
222		51	0.7%
223		3	0.0%
224		9	0.1%
225		4	0.1%
226		11	0.2%
231		16	0.2%
232		32	0.4%
233		13	0.2%
234		5	0.1%
241		105	1.5%
242		150	2.1%
243		49	0.7%
244		27	0.4%
245		108	1.5%
246		116	1.6%
247		36	0.5%
248		13	0.2%
249		207	2.9%
25		2	0.0%
251		90	1.3%
252		37	0.5%
253		4	0.1%
254		1	0.0%
261		4	0.1%
262		6	0.1%
3016		1	0.0%
310		9	0.1%
311		67	0.9%
312		47	0.7%
313		12	0.2%
314		43	0.6%
315		53	0.7%
316		17	0.2%
317		147	2.1%
318		11	0.2%
319		8	0.1%
321		27	0.4%
322		7	0.1%
323		10	0.1%
324		14	0.2%
325		1	0.0%
341		2	0.0%

# a20: Current job			
Value	Label	Cases	Percentage
342		1	0.0%
401		11	0.2%
405		7	0.1%
406		1	0.0%
407		3	0.0%
408		5	0.1%
451		1	0.0%
468		1	0.0%
501		34	0.5%
501 222		1	0.0%
502		20	0.3%
503		29	0.4%
504		13	0.2%
505		1	0.0%
605		1	0.0%
611		17	0.2%
612		1	0.0%
613		14	0.2%
616		3	0.0%
621		49	0.7%
622		9	0.1%
623		21	0.3%
624		5	0.1%
625		5	0.1%
626		20	0.3%
631		8	0.1%
632		4	0.1%
641		5	0.1%
642		1	0.0%
643		4	0.1%
712		2	0.0%
713		13	0.2%
714		14	0.2%
715		6	0.1%
721		2	0.0%
722		6	0.1%
723		2	0.0%
724		1	0.0%
731		14	0.2%
732		65	0.9%
733		1	0.0%
734		17	0.2%
735		7	0.1%
736		4	0.1%
741		9	0.1%

# a20: Current job			
Value	Label	Cases	Percentage
742		2	0.0%
743		21	0.3%
744		62	0.9%
745		5	0.1%
746		5	0.1%
747		6	0.1%
748		5	0.1%
751		10	0.1%
752		2	0.0%
753		2	0.0%
754		1	0.0%
755		1	0.0%
756		5	0.1%
761		21	0.3%
762		12	0.2%
763		23	0.3%
764		12	0.2%
802		2	0.0%
804		22	0.3%
805		4	0.1%
808		1	0.0%
888		17	0.2%
943		1	0.0%
999		31	0.4%
A FOREMAN WITH INTERPLAST		2	0.0%
A LABOURER IN AN ALUMINIUM FIRM		1	0.0%
A TRADER SELLS CLOTHS. GIVES THEM OUT ON CREDIT (WHOLESALE)		1	0.0%
ACCOUNTANT		2	0.0%
ACCOUNTANT 621		1	0.0%
ACCOUNTANT WITH A CREDIT UNION.		1	0.0%
ACCOUNTANT. AT NFUM FARMS.		1	0.0%
ACCOUNTS CLERK		1	0.0%

# a20: Current job			
Value	Label	Cases	Percentage
ACCOUNTS CLERK 503		1	0.0%
ACHITEC DRAW BUILDING PLAN		1	0.0%
AGRICULTURE OFFICER		1	0.0%
ANY WORK MENIAL JOBS		1	0.0%
ANY WORK OR ENGAGES IN MOONLIGHTIN		1	0.0%
ANY WORK SECURITY WORK, MENIAL		1	0.0%
APPRENTICE HAIR DRESSING		1	0.0%
APPRENTICE: AUTO MECHANIC		1	0.0%
ARMY		2	0.0%
ASS. DATA PROCESSER AT FORESTRY (MINISTRIES)		1	0.0%
ATTENDANT AT A PHARMACY SHOP(244)		1	0.0%
AUTO MECHANIC - HE SERVICES FAULTY VEHICLES		1	0.0%
AUTO MECHANIC AS A WORKER		3	0.0%
AUTO MECHANIC AT KANESHIE		1	0.0%
AUTO MECHANIC REPAIRS CARS.		1	0.0%
AUTO MECHANIC WITH SPECIALLY IN TYRE SERVICES. (311)		1	0.0%
AUTO MECHANIC:REF		1	0.0%

# a20: Current job			
Value	Label	Cases	Percentage
FAULTY VEHICLES			
AUTO MECHANIC:WORKS AS A MECHANICAL WITH A TRANSPORT COMPANY		1	0.0%
BABY SITTER		1	0.0%
BABYSITTER. TAKES CARE OF PEOPLE'S BABIES		1	0.0%
BAILE		1	0.0%
BANKER		2	0.0%
BANKER: WORKS IN THE BANK AS A CUSTOMER RELATIONS OFFICER 322		1	0.0%
BARBERING OF HAIR (MALE AND FEMALE)		1	0.0%
BEAUTICIAN-MANICURE AND PEDICURE		1	0.0%
BEUTICIAN: PLAITING AND PERMING OF HAIR (HAIRDRESSING)		1	0.0%
BUILDING & ROAD CONTRACTOR. OWNS A FIRM		1	0.0%
BUSINESS MAN		1	0.0%
BUSINESS MAN: TAKES CONTRACT IN GULF ALUMINIUM		1	0.0%
BUSINESS WOMAN SELLS CLOTH AND SHOES.		1	0.0%
BUSINESSMAN		2	0.0%
BUSINESSMAN. SELLS CARS (249)		1	0.0%
BUSINESSMAN: TRADES IN HOME APPLIANCES (WHOSALE)		1	0.0%

# a20: Current job			
Value	Label	Cases	Percentage
BUSINESSMAN: PHONES INTO THE COUNTRY FOR SALE		1	0.0%
BUSINESSMAN: IN BYCICLES AND MOTOR		1	0.0%
BUSINESSWOM MEN SELLING OF SUIT		1	0.0%
BUYS AND SELLS FASHIONABLE GOODS, CLOTHING.		1	0.0%
CAPENTER. DESIGNES, WARDROBE CHAIRS, TABLES, ROOFING		1	0.0%
CAR DEALER AT ASH TOWN		1	0.0%
CAR SPRAYER		1	0.0%
CARETAKER OF PUBLIC TOILET		1	0.0%
CARGO DRIVER CARTS GOOD IN AND AROUND TOWN		1	0.0%
CARGO DRIVER CARTS GOODS IN AND AROUND TOWN		1	0.0%
CARPENTARY		2	0.0%
CARPENTER		2	0.0%
CARPENTER - OPERATES OWN SHOP WITH APPRENTICES (316)		1	0.0%
CARPENTER OWNS A CARPENTRY SHOP DESIGNS BEDS, CHAIRS, ETC.		1	0.0%
CARPENTER. MAKES HOUSEHOLD FURNITURE		1	0.0%

# a20: Current job			
Value	Label	Cases	Percentage
CARPENTRY . OWNS HIS SHOP(316)		1	0.0%
CARPENTRY STAFFS FURNITURE AND MAKES FURNITURE		1	0.0%
CASHIER AT(502) BARCLAYS BANK		1	0.0%
CATERER		2	0.0%
CATERING		1	0.0%
CHATING IN A PRIVATE COMPANY		1	0.0%
CHIEF ACCOUNTANT IN A NIGERIAN FIRM		1	0.0%
CHIEF COOK PREMPEH J.S.S		1	0.0%
CHILD RIGHTS ADUCATE (NGO) MANAGER.		1	0.0%
CHOP BAR OPERATOR AR MAGAZINE		1	0.0%
CIVIL ENGINEER		1	0.0%
CIVIL SERVANT AT INFORMATION SERVICES DEPT.		1	0.0%
CIVILIAN EMPLOYEE IN THE PLOICE DEPARTMENT(1 CLASS JOB) DONT KNOW EXACT DUTIES		1	0.0%
CLASS ONE TEACHER AT APRADE		1	0.0%
CLERK AT THE BANK (RURAL BANK)		1	0.0%
COMES TO GHANA TOBUY LACE AND SELL THEM		1	0.0%

# a20: Current job			
Value	Label	Cases	Percentage
COMMERCIAL BUS DRIVER (TROTRO) 231		1	0.0%
COMMERCIAL DRIVER		1	0.0%
COMMERCIAL VEHICLE DRIVER		1	0.0%
COMMISSIONER FOR W.A.O		1	0.0%
COMPUTER TECHNICIAN WORKS IN A COMPUTING FIRM		1	0.0%
CONTRACTOR		1	0.0%
CONTRACTOR. WORK WITH HIS FATHER		1	0.0%
COOK IN A HOTEL		1	0.0%
COOKS AND SELLS FOOD(JOLLOF RICE, PLAIN RICE)		1	0.0%
COOKS FOR SCHOOL CHILDREN		1	0.0%
COOKS KENKEY AND SELL (FOOD VENDOR)		1	0.0%
CULTIVATES OIL PALM		1	0.0%
DEALS WITH REGISTRATION PLATES OF VEHICLES. HIRING OF REG. PLATES		1	0.0%
DECORATE CORPSE (242)		1	0.0%
DESIGNS SLIDING DOORS. OWNS A BIG SHOP. 318		1	0.0%
DOES BABY SITTING IN LONDON		1	0.0%
DOES OPTOMETRICAL SERVICES		1	0.0%
DOING HIS NATIONAL SERVICE AT KOMFO		1	0.0%

# a20: Current job			
Value	Label	Cases	Percentage
ANOKYE HOSPITAL			
DON'T KNOW		53	0.7%
DONK KNOW		1	0.0%
DONT KNOW		46	0.6%
DONT'T KNOW		1	0.0%
DONâ€™T KNOW		1	0.0%
DRESS MAKER, SEWS DRESSES IN THE HOUSE.		1	0.0%
DRESS MAKER. WORK AS A WORKER		1	0.0%
DRIVE A TAXI		1	0.0%
DRIVER		2	0.0%
DRIVER (COMMECIAL VAHICLE)		1	0.0%
DRIVER AT GOVERNMENT TRANSPORT		1	0.0%
DRIVER COMMECIAL TROTRO		1	0.0%
DRIVER DRIVE COMMERCIAL CAR		1	0.0%
DRIVER DRIVES 207 CAR COMMECIAL BUS		1	0.0%
DRIVER IN A COMPANY CARTING OF BISCUITS CHOCOLATE TO THE MARKET FOR SUPPLY		1	0.0%
DRIVER IN ONE OF THE PRIVATE COMPANIES		2	0.0%
DRIVER OF AN AMBULANCE CAR		1	0.0%
DRIVER OF CARGO VEHICLE		1	0.0%

# a20: Current job			
Value	Label	Cases	Percentage
DRIVER OF COMMECIAL BUS.		1	0.0%
DRIVER OF HEAVY DUTY TRUCK		1	0.0%
DRIVER OF URBAN COMMERCIAL CAR "TROTRO" 251		1	0.0%
DRIVER TRAVELS LONG JOURNEY FROM TECHIMAN		1	0.0%
DRIVER URVAN FROM TAFO TO OABOASO		1	0.0%
DRIVER, DRIVES A TAXI		1	0.0%
DRIVER, DRIVES HIS OWN CAR FROM PLACE TO PLACE (251)		1	0.0%
DRIVER, DRIVES SOMEONE'S CAR		1	0.0%
DRIVER. DRIVES A TAXI AND AROUND KUMASI		1	0.0%
DRIVER. DRIVES COMMERCIAL CARS.		1	0.0%
DRIVER: COMMERCIAL BUSES.		1	0.0%
DRIVER:DRIVE: TAXI, CAB		1	0.0%
DRIVES A CARGO CAR		1	0.0%
DRIVES A TAXI CAB		1	0.0%
DRIVES A TAXI IN THE USA		1	0.0%
DRIVES COMPANY CAR.		1	0.0%

# a20: Current job			
Value	Label	Cases	Percentage
DRIVES TRUCKS OR CARGOES AND AT TIMES TRAVEL OUTSIDE		1	0.0%
DRIVETAXI IN AND AROUND KUMASI		1	0.0%
DRUMMER IN HIS FATHER'S GROUP		1	0.0%
DRUMMER OWNER OF A DRUMMING GROUP		1	0.0%
EDUCATIONIST (HEADMISTRES		1	0.0%
ELECTRICIAN: HAS A SHOP AND DOES HOUSE WIRING ETC.		1	0.0%
ELECTRONIC		1	0.0%
EXPORTING AND IMPORTING.		1	0.0%
EXPORTS BEADS TO THE U.S.A. FOR SALE.		1	0.0%
FAMILY HELPER		1	0.0%
FARMER		1	0.0%
FARMER, COCOA FARMING A SEFWI(W/R)		1	0.0%
FARMER, COCOA PLANTATION. HAS OWN FARM.		1	0.0%
FARMER, CULTIVATES ORANGE ON FARM.		1	0.0%
FARMER, HAS A COCOA AND OTHER FOODS STUFFS FARM		1	0.0%
FARMER, OIL PALM AND COCOA PLANTATION		1	0.0%

# a20: Current job			
Value	Label	Cases	Percentage
FARMING COCOA, MAIZE, ETC.		1	0.0%
FARMING, COCOA & RICE		1	0.0%
FINANCIAL SECRETARY AT A SHOP THAT SELLS FRIDGES		1	0.0%
FITTER,ALSO DRIVES		1	0.0%
FIXES NAILS IN A SHOP INFRONT OF HER HOUSE.		1	0.0%
FOOD VENDOR (SELLS AKPELE) 246		1	0.0%
FOOD VENDOR- SELLS RICE AND WAKYE		1	0.0%
FOOD VENDOR. COOKS RICE AND SELL		1	0.0%
FOODSELLER		1	0.0%
FOOT BALLER IN SOUTH AFRICA		1	0.0%
FOOTBALLER IN A LOCAL DIVISION TEAM		1	0.0%
FORMER PLANT PERENNIAL CROPS		1	0.0%
FRIDGE MECHANIC REPAIRS FAULTY FRIDGES		1	0.0%
FRIDGE REPAIRER		2	0.0%
FRIES & SELL FISH ON WHOLESALE 315		1	0.0%
FURNITURE DESIGNERS, WORDROPE CHAIRS, TABLES		1	0.0%

# a20: Current job			
Value	Label	Cases	Percentage
FURNITURE MAKING		1	0.0%
GAS ENGEERING		1	0.0%
GOLDSMITH MAKES RINGS,WATCHE ETC.		1	0.0%
HAIR DRESSER		1	0.0%
HAIR DRESSER (MADAM))		1	0.0%
HAIR DRESSER AS WORK AND PAY		1	0.0%
HAIR DRESSER HAS HER OWN SHOP		1	0.0%
HAIR DRESSER IN HER SHOP(211)		1	0.0%
HAIR DRESSER OWNS A SHOP		1	0.0%
HAIR DRESSER OWNS HER OWN SHOP		1	0.0%
HAIR DRESSER OWNS SHOP		1	0.0%
HAIR DRESSER SHE IS A WORKER		1	0.0%
HAIR DRESSER SPECILIST IN CORN ROLL, PERMING OWNS A SHOP		1	0.0%
HAIR DRESSER WITH A SHOP AND APPRENTICES		1	0.0%
HAIR DRESSER WITH APPRENTICES		1	0.0%
HAIR DRESSER. WORK AND PAY.		1	0.0%

# a20: Current job			
Value	Label	Cases	Percentage
HAIR DRESSING		1	0.0%
HAIR DRESSING (MADAM AT ABOABO STATION)		1	0.0%
HAIR DRESSING APPRENTICE		1	0.0%
HAIR DRESSING APPRENTICESH		1	0.0%
HAIRDRESSER		4	0.1%
HAIRDRESSER IN HER SISTERS SALOON		1	0.0%
HAIRDRESSER AND A TRADER. GOES TO TOGO TO BRING CLOTHS		1	0.0%
HAIRDRESSER AND OWNS HER OWN SHOP		1	0.0%
HAIRDRESSER IN OWN SHOP WITH A SHOP		1	0.0%
HAIRDRESSER WITH APPRENTICES (211)		1	0.0%
HAIRDRESSER(WITH APPRENTICES		1	0.0%
HAIRDRESSER. MAKE HAIR IN HER SHIP (211)		1	0.0%
HAIRDRESSER. OWNS A SALON (211)		1	0.0%
HAIRDRESSING APRENTICE		1	0.0%
HAS A PROVISION STORE AT THE MAIN STREET		1	0.0%
HAVE A PROVISION STORE		1	0.0%

# a20: Current job			
Value	Label	Cases	Percentage
HE IS A DRIVER OF VORADEP		1	0.0%
HE IS A MEDICAL DOCTOR (EMPLOYEE)		1	0.0%
HE WORKS IN A COMPANY BUT I AM NOT SURE OF THE WORK		1	0.0%
HE WORKS WITH A BUILDING CONTRACTING FIRM AS A MAISON		1	0.0%
HEAD MASTER AT WEWESO SCHOOL.		1	0.0%
HEADMASTER, WORLD LINK ACADEMY		1	0.0%
HELPS MOTHER TO SELL BREAD.		1	0.0%
HIGH SCHOOL TEACHER		1	0.0%
HOSPITAL ASSISTANT		1	0.0%
HOUSEHELP		1	0.0%
HOUSEWIFE		1	0.0%
I DON'T KNOW		1	0.0%
IMMIGRATION CONSULTANT		1	0.0%
IMPORTS CARS (DEALS IN CARS)		1	0.0%
IMPORTS ONIONS FROM NIGER AND SELL IN GHANA		1	0.0%
IMPORTS SHOES, E.T.C FROM COTE'D'IVOIRE TO SELL(241)		1	0.0%
IN AN AGER OF FATHERS TRANSPORT WORK. HE RECIEVES THE DAY TO DAY SELLS OF THE DRIVERS		1	0.0%

# a20: Current job			
Value	Label	Cases	Percentage
AND PAYS THEM			
INSURANCE BROKER SELLS INSURANCE		1	0.0%
INVESTMENT BANKER		2	0.0%
KENKEY AND FISH (SELL)		1	0.0%
KENKEY SELLER		1	0.0%
KENKEY SELLER 315		1	0.0%
LABOURER		1	0.0%
LAUNDRY		1	0.0%
LECTURER		1	0.0%
LECTURER IN A UNIVERSITY		1	0.0%
LECTURES AT THE UNIVERSITY		2	0.0%
LOTTO OPERATOR IN A KIOSK		1	0.0%
MAISON. BUILD HOUSES		1	0.0%
MAKE DESIGNS IN DRESS.		1	0.0%
MAKES DESIGNS IN DRESSES		2	0.0%
MAKES LOCALLY MADE SLIPPERS FOR SALE		1	0.0%
MAKES SLIPPERS AND KENTE FOR THE CHIEF		1	0.0%
MANAGER		1	0.0%
MANAGES A PROVISION SHOP. MINERALS ETC.		1	0.0%
MANAGES A PROVISION STORE		1	0.0%
MANAGING EDITOR OF AMERICAN NEWS PAPER		1	0.0%

# a20: Current job			
Value	Label	Cases	Percentage
MARKETING MANAGER AT AMAL BANK.		1	0.0%
MASIN 312		1	0.0%
MASON		1	0.0%
MASON, TILER (312) AND BLOCK MANUFACTURER		1	0.0%
MECHANIC		1	0.0%
MECHANIC AT SUAME MAGAZINE AS A FITTER(311)		1	0.0%
MEDICAL DOCTOR GYNAECOLOGIST		1	0.0%
MOONLIGHTING		1	0.0%
MOONLIGHTING		1	0.0%
MOONLIGHTING DOES NOT HAVE A SPECIFIC WORK. HE HELPS FRIENDS IN VARIOUS BUSINESSES		1	0.0%
MUSICIAN NURSE IN USA		1	0.0%
NATIONAL SERVICE		1	0.0%
NATIONAL SERVICE PERSONNEL. DISTRICT ELECTORAL OFFICER		1	0.0%
NATIONAL SERVICE WORK AT NATIONAL HEALTH INSURANCE.		1	0.0%
NURSE		1	0.0%
NURSE AT MAMPLOBI POLY CLINIC		1	0.0%
NURSE AT THE LABOUR WARD		1	0.0%
NURSE AT USA		1	0.0%
NURSE IN A HOSPITAL		3	0.0%

# a20: Current job			
Value	Label	Cases	Percentage
NURSE IN A PRIVAT HOSPITAL		1	0.0%
NURSE IN THE USA		1	0.0%
NURSE TAKES THE TEMPERATURE AND POTS DRIPS ON PATIENTS		1	0.0%
NURSERY SCHOOL TEACHER		1	0.0%
NURSING MOTHER		1	0.0%
OPERATES A DRINKING SPOT		1	0.0%
OPERATES A PROVISION SHOP INFRONT OF HOUSE		1	0.0%
OPERATES A RESTAURANT		1	0.0%
OPERATES A SECONDHAND CLOTHING SHOP		1	0.0%
OPERATES A SECONDHAND CLOTHING SHOP FOR THE FATHER		1	0.0%
OPERATES AS A FOREX BUREAU AGENT EXCHANGING FOREIGN CURRENCIES		1	0.0%
OPERATES HER OWN PROVISION SHOP(249)		1	0.0%
OPERATES HIS OWN CLINIC (731)		1	0.0%
OPERATES OWN DRINKING SPOT IN THE HOUSE.		1	0.0%
OPERATES PROVISION SHOP INFRONT OF HOUSE		1	0.0%

# a20: Current job			
Value	Label	Cases	Percentage
OPERATOR OF A MACHINE THAT PRODUCES INDUSTRIAL CHEMICALS		1	0.0%
OWNS A LOTTO STORE AND OPERATES IT HIMSELF		1	0.0%
PACKAGES PLYWOOD AT BONOPLEX COMPANY.		1	0.0%
PAINTER/ SPRAYER		1	0.0%
PARKING ATTENDANT		1	0.0%
PART TIME TEACHER AT ST. LOUIS (SHS) BIOLOGY		1	0.0%
PASTOR AT EVANGELICAL CHURCH		1	0.0%
PASTOR OF THE CHURCH OF DEPER LIFE IN ITALY (763)		1	0.0%
PASTOR OF UNITED KINGDOM MINISTRY INTERNATIONAL		1	0.0%
PASTOR TEACH THE WORD OF GOD		1	0.0%
PETTY TRADER SELLS GARL,SUGAR,GI		1	0.0%
PHARMACIST		1	0.0%
PHONE CARDS VENDOR(244)		1	0.0%
PHOTO GRAPHER. WORK WITH BROTHER-IN-LAW		1	0.0%
PHOTOGRAPHER		1	0.0%
PLUMBER FIXEX PIPES		1	0.0%

# a20: Current job			
Value	Label	Cases	Percentage
PLUMBING WORKS		1	0.0%
POLICEMAN. HE IS A CID OFFICER		1	0.0%
POLYTANK CONVEY & SUPPLY		1	0.0%
POULTRY FARMER MANAGING THE FARM		1	0.0%
PRACTISING NURSE(DEGREE NURSING)		1	0.0%
PREPARES AND SELLS KENKEY AT THE ROAD SIDE.		1	0.0%
PREPARES AND SELLS KENKEY BY THE ROAD SIDE		1	0.0%
PREPARES AND SELLS KENKEY BY THE ROADSIDE		1	0.0%
PRINTER OR ARTHEST		1	0.0%
PRISIN OFFICER 231		1	0.0%
PRISONS OFFICER		1	0.0%
PRIVATE COMPANY AS A FACTORY HAND TAKES CARE		1	0.0%
PRODUCES PURE WATER.		1	0.0%
PROGRAMES COORDINATOR		1	0.0%
PROPRIETOR OF A SCHOOL		1	0.0%
PROVISIONS		1	0.0%
PUBLIC SERVANT IN ACCRA		1	0.0%
PUPILS TEACHER		1	0.0%
PURCHASING AND SUPPLY OFFICER		1	0.0%

a20: Current job

Value	Label	Cases	Percentage
RECEPTIONIST AT THE AIRPORT		1	0.0%
REPAIRS ELECTRONIC TARGETS TV, RADIO, ETC.		1	0.0%
REPAIRS HOME USED TV AND SYSTEMS AND SELLS TO RETAILER		1	0.0%
REPAIRS TVS AND COMPUTERS		1	0.0%
SALE OF MOBILE PHONE CARDS		1	0.0%
SALES BOY ATT A SHOP WHERE ENGINES ARE SOLD		1	0.0%
SALES MAN AT GENERAL MOTORS		1	0.0%
SEAMAN WITH A SHIPPING COMPANY		1	0.0%
SEAMISTRESS IN THE HOUSE		1	0.0%
SEAMSRESS WITH HER SHOP		1	0.0%
SEAMSTRESS		9	0.1%
SEAMSTRESS AT HOME		1	0.0%
SEAMSTRESS SEWS CLOTHING FOR INDIVIDUALS		2	0.0%
SEAMSTRESS, SEW WOMEN'S CLOTH		1	0.0%
SEAMSTRESS, SEWS DRESS IN HER OWN SHOP (317)		1	0.0%
SEAMSTRESS. SELLS LADIES WEARS IN HER OWN SHOP		1	0.0%
SEAMTRESS:SE CLOTHING		1	0.0%

# a20: Current job			
Value	Label	Cases	Percentage
FOR INDIVIDUALS			
SECOND HAND CLOTH DEALER		1	0.0%
SECRETARY AT HER CHURCH(501)		1	0.0%
SECURITY MAN AT A PRIVATE COMPANY		1	0.0%
SELL BREAD IN THE MARKET ON RETAIL.		1	0.0%
SELL COOKED RICE.		1	0.0%
SELL DRUGS IN A PHARMACEUTI COMPANY		1	0.0%
SELL GADGETS ON RETAIL BASIS		1	0.0%
SELL GROUDNUT, MAIZE IN LARGE QUANTITIES		1	0.0%
SELL HAIR AND SKIN CREAM		1	0.0%
SELL MAIZE IN SACKS		1	0.0%
SELL SECOND HAND FOOTWEAR IN THE MARKET		1	0.0%
SELL SECONDHAND CLOTHING IN ASH TOWN		1	0.0%
SELLING OF PROVISION		1	0.0%
SELLS AUTO PARTS AT ABBOSEY OKAI		1	0.0%
SELLS BEANS AND KENKEY IN THE HOUSE		1	0.0%
SELLS BODY AND HAIR POMADE IN A SHOP AT HOME		1	0.0%

# a20: Current job			
Value	Label	Cases	Percentage
SELLS BOTTLES (DRUG) CONTAINERS IN THE MARKET (247)		1	0.0%
SELLS BOTTLES (MEDICINE/ DRUG) CONTAINERS IN THE MARKET (247)		1	0.0%
SELLS BROOMS AND WATER		1	0.0%
SELLS BUILDING MATERIAL		1	0.0%
SELLS CASSAVA AND PLANTAINS AT HOME		1	0.0%
SELLS CASSAVA AND PLATAINS IN THE MARKET		1	0.0%
SELLS CASSAVA, PLANTAIN, COCOYAM AND VEGETABLES. (245)		1	0.0%
SELLS CHILDREN'S WEAR		1	0.0%
SELLS CLOTH TO CUSTOMERS ON CREDIT		1	0.0%
SELLS CLOTHES IN RETAIL QUANTITY		1	0.0%
SELLS COCONUT OIL IN THE MARKET.		1	0.0%
SELLS COOKED RICE		1	0.0%
SELLS COOKED RICE IN A BAR.		1	0.0%
SELLS COOKING UTENSILS. MOVES FROM		1	0.0%

# a20: Current job			
Value	Label	Cases	Percentage
HOUSE TO HOUSE			
SELLS CORN DOUGH IN THE MARKET		1	0.0%
SELLS COSMETICS IN THE MARKET		1	0.0%
SELLS DRESS IN A BOUTIQUE AT APRADE		1	0.0%
SELLS DRUGS IN TOWN		1	0.0%
SELLS ELECTRICAL APPLIANCE AT ACCRA		2	0.0%
SELLS FISH IN HER COLD STORE		1	0.0%
SELLS FISH TAKES IT TO THE VILLAGES(245)		1	0.0%
SELLS FON CARDS ON RETAIL BASIS		1	0.0%
SELLS FOOD (FOOD VENDOR) RICE		1	0.0%
SELLS FOODSTUFFS EG. CASSAVA, PLANTAIN, YAM,ETC		1	0.0%
SELLS FOODSTUFFS PLANTAIN AND VEGETABLES		1	0.0%
SELLS FOOS (FOOD VENDOR) PORRIDGE		1	0.0%
SELLS FRESH FISH IN THE MARKET		1	0.0%
SELLS FRIDGES, TV AND OTHER HOME APPLIANCES		1	0.0%
SELLS FRIED EGGS AND BREAD WITH BEVEARAGE(31		1	0.0%

# a20: Current job			
Value	Label	Cases	Percentage
SELLS FRIED YAM		1	0.0%
SELLS GARI AT HOME (RETAIL)		1	0.0%
SELLS GENTIAN VIOLET AND COTTON WOOL IN A SMALL		1	0.0%
SELLS HERBAL MEDICINE		1	0.0%
SELLS JEWELERIES		1	0.0%
SELLS JEWELLERY		1	0.0%
SELLS LADIES WEAR		1	0.0%
SELLS LOCAL MAT		1	0.0%
SELLS MAIZE		1	0.0%
SELLS MEN SUIT		1	0.0%
SELLS MEN'S SUIT		1	0.0%
SELLS MUD FISH IN THE MARKET		1	0.0%
SELLS MUDFISH IN THE MARKET.		1	0.0%
SELLS ONIONS AND OTHER INGREDIENTS		1	0.0%
SELLS ORANGES		1	0.0%
SELLS ORANGES AND OTHER FRUITS AT HOME		1	0.0%
SELLS ORANGES IN THE HOUSE		1	0.0%
SELLS PALM OIL ON RATAIL		1	0.0%
SELLS PETTY INGREDIENTS IN PAKOSO MARKET		1	0.0%
SELLS PHONE CARDS ON		1	0.0%

# a20: Current job			
Value	Label	Cases	Percentage
RETAIL BASES.			
SELLS PLANTAIN AND POTATOES AT HOME (245)		1	0.0%
SELLS PLYWOODS AND SACHET WATER AT HOME		1	0.0%
SELLS PORIDGE AND BREAD		1	0.0%
SELLS PORRIAGE AMD BREAD AT HOME		1	0.0%
SELLS PROVISION		1	0.0%
SELLS PROVISION IN FRONT OF HOUSE ON RETAIL		1	0.0%
SELLS PROVISIONS		2	0.0%
SELLS PROVISIONS (BISCUITS, TOFFEES)		1	0.0%
SELLS PURE WATER IN BAGS.		1	0.0%
SELLS RAW EGGS(RETAIL)		1	0.0%
SELLS RICE AND STEW AT HOME		1	0.0%
SELLS RICE AND WAKYE		1	0.0%
SELLS SACHET WATER AND PIPE BORNE WATER		1	0.0%
SELLS SATCHET WATER AT HOME		1	0.0%
SELLS SECOND HAND CLOTHING		3	0.0%
SELLS SECOND HAND		1	0.0%

# a20: Current job			
Value	Label	Cases	Percentage
CLOTHING AT HOME			
SELLS SECOND HAND CLOTHING IN THE MARKET (249)		1	0.0%
SELLS SECOND HAND CLOTHINGS ON THE MARKET		1	0.0%
SELLS SECOND HAND FOOTWEAR ON CREDIT BASIS		1	0.0%
SELLS SECONDHAND CLOTHING IN THE MARKER ON RETAIL		1	0.0%
SELLS SEOND HAND CLOTHINGS IN ALL THE VILLAGES		1	0.0%
SELLS SHOES AT ADUM		1	0.0%
SELLS SHOES IN THE MARKET		1	0.0%
SELLS SPARE PARTS		1	0.0%
SELLS SUGAR, GARI, GROUND NUT		1	0.0%
SELLS TOMAOES IN TAFO MKT		1	0.0%
SELLS TYRES IN ASH. TOWN		1	0.0%
SELLS VEGATABLES,C		1	0.0%
SELLS VEHICLE SPARE PARTS		1	0.0%
SELLS WAAKYE		1	0.0%
SELLS WATER (FROM TAP)		1	0.0%
SELLS WATER AT HOME(SACHET WATER)		1	0.0%

# a20: Current job			
Value	Label	Cases	Percentage
SELLS WATER IN THE MARKET		1	0.0%
SEW DRESSES IN THE HOUSE AS A DRESSMAKER		1	0.0%
SEWS CLOTHES AT HOME		1	0.0%
SEWS CLOTHING FOR INDIVIDUALS AS A DRESSMAKER		1	0.0%
SEWS DRESS IN THE HOUSE SEAMSTRESS (317)		1	0.0%
SEWS TROUSERS AND SHIRTS AT ACCRA		1	0.0%
SEWS WOMEN GARMENT		1	0.0%
SHE IS AWARE HE WORKS BUT DON'T KNOW THE TYPE		1	0.0%
SHE SELLS BROOMS,FAN ETC		1	0.0%
SHE SELLS CLOTHINGS		1	0.0%
SHE SELLS FISH		1	0.0%
SHE WORKS IN A FACTORY BUT I DON'T KNOW HER EXACT DUTIES.		1	0.0%
SHOE MAKER AT ADUM (317)		1	0.0%
SHOE MAKER MENDS SHOES FROM HOUSE TO HOUSE		1	0.0%
SHOE MAKER MENDS SHOES IN A SHOP		1	0.0%
SHOE MAKER. MANUFACTURING SHOES FOR SALE		1	0.0%

# a20: Current job			
Value	Label	Cases	Percentage
SHOE MAKING, OWNS A SHOP. PRODUCES AND MENDS SHOES.		1	0.0%
SHOE MAKING. OWNS A SHOP. PRODUCES AND MENDS SHOES.		1	0.0%
SHOEMAKER REPAIRS SHOES		1	0.0%
SOCIAL WOKER, TAKES CARE OF OLD LADIES(214)		1	0.0%
ST GABRIEL SCH AHAMASU.		1	0.0%
STORE KEEPER AT KUMASI MAGAZINE		1	0.0%
STORE KEEPER IN THE MARKET		1	0.0%
SUPERMARKET OPERATOR SELL VARIETIES OF COMMODITIES		1	0.0%
SUPERVISOR AT PRIVATE FIRM		1	0.0%
SUSU COLLECTOR AT A BANK		1	0.0%
SUSU COLLECTOR AT A PRIVATE BANK.		1	0.0%
SYSTEMS ANALYST		2	0.0%
TAIBRING "JOROME" (747) SPECIALIST IN A CLOTH MANUFACTURI INDUSTRY		1	0.0%
TAILOR		3	0.0%
TAILOR (WITH HIS SHOP IN TOWN)		1	0.0%

# a20: Current job			
Value	Label	Cases	Percentage
TAILOR OWNS A SHOP		1	0.0%
TAILOR SEWS ATTIRE FOR CUSTOMERS FOR 2 YEARS NOW		1	0.0%
TAILOR WITH HIS OWN SHOP IN NIGERIA		1	0.0%
TAILOR,SEWS DRESSES IN A SHOP		1	0.0%
TAX DRIVER PLYING THE TOWNS OF KUMASI		1	0.0%
TAXI DRIVER		5	0.1%
TAXI DRIVER IN AROUND KUMASI		1	0.0%
TAXI DRIVER IN KUMASI		1	0.0%
TAXI DRIVER IN THE U.S.A.		2	0.0%
TAXI DRIVER IN U.S.A.		1	0.0%
TAXI DRIVER OWN CAR (251)		1	0.0%
TAXI DRIVER WITH , WITH PERSONAL CAP.		1	0.0%
TAXI DRIVER. THE TAXI IS FOR THE FATHER.		1	0.0%
TEACHER		1	0.0%
TEACHER AT A PRIVATE SCHOOL. TEACHES PRIMARY SIX		1	0.0%
TEACHER AT NEW SUAME. TEACHES SOCIAL STUDIES IN J.S.H		1	0.0%
TEACHER AT PRIMARY SIX		1	0.0%
TEACHER IN A SECONDARY SCH. TEACHES ECONOMICS		1	0.0%

# a20: Current job			
Value	Label	Cases	Percentage
TEACHER IN PRIMARY SIX (PRIVATE SCHOOL)		1	0.0%
TEACHER TEACHES ECONOMICS AT SECONDARY SCHOOL		1	0.0%
TEACHER TEACHES ENGLISH AT SENIOR HIGH SCHOOL		1	0.0%
TEACHER, TEACHES SOCIAL STUDIES AT JHS LEVEL		1	0.0%
TEACHER: TEACHES IN A JUNIOR SECONDARY SCHOOL 743		1	0.0%
TEACHER: TEACHES MATHEMATICS IN A JUNIOR HIGH SCHOOL		1	0.0%
TEACHES AT A PRIMARY SCHPPL		1	0.0%
TEACHES ENGLISH AT A JUNIOR SEC. SCHOOL.		1	0.0%
TEACHES TWI AT A TEACHERS TRAINING COLLEGE		1	0.0%
TEACHES: ENGLISH LANG IN A SENIOR HIGH SCHOOL		1	0.0%
TO ACCRA SELLS WATER AT HOME(HAUSA BEER)		1	0.0%
TRADE BEADS SALES BEADS		1	0.0%
TRADER		1	0.0%
TRADER - (TRADES IN 2ND HAND CLOTHING)		2	0.0%

a20: Current job

Value	Label	Cases	Percentage
TRADER : SELLS FISH IN THE MARKET		1	0.0%
TRADER AND SELLS FOOD STUFFS IN TAFO		1	0.0%
TRADER IN FISH		1	0.0%
TRADER IN FOOTWEAR		1	0.0%
TRADER IN GENERAL GOODS 249		1	0.0%
TRADER IN WAX PRINTS		1	0.0%
TRADER SELLS BALKE FLUID AT MAGAZINE		1	0.0%
TRADER SELLS FOOD STUFFS & VEGETABLES INFRONT OF HER HOUSE (315)		1	0.0%
TRADER SELLS FOOD STUFFS IN THE MARKER		1	0.0%
TRADER SELLS ORANGES ON RETAIL		1	0.0%
TRADER SELLS PROVISIONS		1	0.0%
TRADER SELLS SECOND HAND CLOTHING		2	0.0%
TRADER SELLS SECOND HAND CLOTHINGS		1	0.0%
TRADER SELLS SECOND HAND FOOTWARE ON WHOLESALE		1	0.0%
TRADER SELLS SPARE PARTS AS A WORKER		1	0.0%

# a20: Current job			
Value	Label	Cases	Percentage
TRADER SELLS TOMATOES IN THE MARKET(245)		1	0.0%
TRADER(SELLS FOOD AT THE MAIN STREET		1	0.0%
TRADER, OPERATES A PROVISION STORE		1	0.0%
TRADER, SELLS CLOTH ON RETAIL IN THE MARKET		1	0.0%
TRADER, SELLS CLOTH ON RETAIL(249)		1	0.0%
TRADER, SELLS PROVISIONS IN HER SHOP AT HOME 244		1	0.0%
TRADER, SELLS TEXTILES		1	0.0%
TRADER, SELLS TOOTH BRUSH AND TOOTHPASTE		1	0.0%
TRADER, OPERA COSMETIC SHOP		1	0.0%
TRADER, SELLS HOME USED FRIDGES		1	0.0%
TRADER. IMPORT FOODSTUFFS FROM GHANA		1	0.0%
TRADER. OPERATES CHOP BAR EATING JOINT 315		1	0.0%
TRADER: SECOND HAND CLOTHING		1	0.0%
TRADER: SELLS AND RENTS VIDEO CASSETTES INFRONT OF THE HOUSE		1	0.0%

# a20: Current job			
Value	Label	Cases	Percentage
TRADER: SELLS COSMETICS		1	0.0%
TRADER: SELLS PROVISIONS LIKE SUGAR MILO, NIDO ETC. ON A SMALL SCALE IN THE MARKET		1	0.0%
TRADER:SELLS HARDWATER(B LIGHT ETC		1	0.0%
TRADER:SUPER SELLS PROVISIONS		1	0.0%
TRADER:TRADI SELLS VARIETY OF FRUITS AND VEGETABLES		1	0.0%
TRADER:TRADI IN CLOTHS		1	0.0%
TRADER:TRADI SELLS TOOTH PASTES AND BRUSH(RETAIL		1	0.0%
TRADES (SELLS) TOMATOES (WHOLESALE)		1	0.0%
TRADES IN AUTO PRODUCT		1	0.0%
TRADES IN CLOTHINGS		1	0.0%
TRADES IN FOOD STUFFS		1	0.0%
TRADES IN FOODSTUFFS		1	0.0%
TRADES IN FOODSTUFFS(2-		1	0.0%
TRADES IN FOODSTUFFS, CASSAVA, YAM, E.T.C(245)		1	0.0%
TRADES IN FOOTWEAR		1	0.0%
TRADES IN HARDWARES (COOKING UTENSILS)		1	0.0%
TRADES IN HOME APPLIANCES SUCH AS		1	0.0%

# a20: Current job			
Value	Label	Cases	Percentage
TELEVISION, VCD			
TRADES IN JEWELLERY LEARNING,NEC ETC		1	0.0%
TRADES IN SECOND HAND CLOTHING		1	0.0%
TRADES IN SECOND HAND CLOTHING.		1	0.0%
TRADES IN SHOES, CLOTHING, ETC. IMPORTS FROM NIGERIA		1	0.0%
TRADING		1	0.0%
TRANSFER SELLS HOUSA KOKO(PORRIAC		1	0.0%
TRANSPORT & ESTATE OWNER & MANAGER		1	0.0%
TRAVEL TO BRING CHARCOAL TO SELL TO OTHERS		1	0.0%
TRDER SECOND HAND CLOTHING		1	0.0%
TV REPAIRER		1	0.0%
UNDERTAKES HOUSEHOLD CHORES- COOKING, WASHING E.T.C		1	0.0%
WAITER AT A RESTAURANT		1	0.0%
WAITER IN A RESTURANT		1	0.0%
WARD ASSISTANT AT HOSPITAL		1	0.0%
WASHES CLOTHES AND GET PAID		1	0.0%
WEDER AT HIS OWN FITTIND SHOP		1	0.0%

# a20: Current job			
Value	Label	Cases	Percentage
WELDER AUTO ELDER		1	0.0%
WELDER AUTO WELDER		1	0.0%
WORK AT A WORK SHOP. MANUFACTURI SPARE PARTS. 322		1	0.0%
WORK AT CLOTHS FACTORY. PACKAGE MATERIALS INTO BOXES.		1	0.0%
WORK IN A PHONE COMPANY. ARRANGE THE PHONE THEIR A BOX		1	0.0%
WORK IN A PRIVATE HOSPITAL AS A NURSE		1	0.0%
WORKD IN A PRINTING PRESS AS GRAPHIC DESIGNER		1	0.0%
WORKER AT A PLASTIC CHAIR MANUFACTURI COMPANY. DONT KNOW EXACT DUTIES (321)		1	0.0%
WORKER COKE COLA		1	0.0%
WORKS AS A COOK AT A RESTOURANT		1	0.0%
WORKS AS A NURSE IN A HOSPITAL		1	0.0%
WORKS AS A SOLLDIR IN THE NAVY		1	0.0%
WORKS AS AN ATTENDANT IN A SHOP.		1	0.0%
WORKS AT A HOSPITAL AS A NURSE		1	0.0%
WORKS AT A FACTOR AS A LABOURER		1	0.0%

# a20: Current job			
Value	Label	Cases	Percentage
WORKS AT BMW AS AN ACCOUNTANT		1	0.0%
WORKS AT THE AIRPORT BUT DOESN'T KNOW HIS JOB DESCRIPTION		1	0.0%
WORKS AT THE BANK AS A CONSULTANT.		1	0.0%
WORKS AT THE HABOUR AS CLEARING AGENT. HELPS PEOPLE TO CLEAR GOODS FROM THE HABOUR		1	0.0%
WORKS AT THE LINCENSE OFFICE AS AN ERRAND GUY		1	0.0%
WORKS IN A BANK		1	0.0%
WORKS IN A FURNITURE PRODUCING FACTORY		1	0.0%
WORKS IN A GOVERMENT SECTOR		1	0.0%
WORKS IN A HOSPITAL AS A CLEANER		1	0.0%
WORKS IN A PACKAGE GOODS LIKE CHICKEN FOR SALE. 321		1	0.0%
WORKS IN A PACKAGING COMPANY. HE PACKAGES CANDY FOR EXPORT.		1	0.0%
WORKS IN A POST OFFICE		1	0.0%
WORKS IN A PRINTING PRESS A GRAPHIC DESIGNER		1	0.0%
WORKS IN A RESTAURANT		1	0.0%

# a20: Current job			
Value	Label	Cases	Percentage
WORKS IN A RESTAURANT AS AN ATTENDANT		1	0.0%
WORKS IN A RESTURANT AS A WAITER		1	0.0%
WORKS IN A UNIVERSITY AS A LIBRARIAN		1	0.0%
WORKS IN AN OFFICE NOT LABOURER		1	0.0%
WORKS IN ARESTURANT AS A WAITRESS		1	0.0%
WORKS IN NOKIA PHONE COMPANY IN ASSEMBLING ROOM		1	0.0%
WORKS IN THE ACCOUNT SECTION OF A HOSPITAL. 621		1	0.0%
WORKS IN THE HOSPITAL AS A CIVILIAN EMPLOYEE(DO. KNOW EXACT DUTIES)		1	0.0%
WORKS IN THE LAW COURT AS AN INTERPRETOR		1	0.0%
WORKS IN THE PALACE GUARDS OTUMFUO		1	0.0%
WORKS IN THE PALACE:GUARI OTUMFO		1	0.0%
WORKS WITH A COMPANY THAT PRODUCES CANDIES		1	0.0%
WORKS WITH A CONSTRUCTION FIRM AS A MASON AT APRADE 312		1	0.0%

# a20: Current job			
Value	Label	Cases	Percentage
WORKS WITH A RIAL WAY COMPANY		1	0.0%
WORKS WITH A SHIPPING COMPANY		1	0.0%
WORKS WITH COCA-COLA COMPANY AS A DISTRIBUTOR		1	0.0%
WORKS WITH INTERNAL REVENUE SERVICE WITH THEIR ACCOUNTS OFFICE RECEIVE REVENUE PAYMENTS		1	0.0%
WORKS WITH THE TOWN COUNCIL		1	0.0%
Warning: these figures indicate the number of cases found in the data file. They cannot be interpreted as summary statistics of the population of interest.			
# a21: Current socio-economic status			
Information	[Type= discrete] [Format=numeric] [Range= 1-2147483624] [Missing=*]		
Statistics [NW/ W]	[Valid=3133 /-] [Invalid=4002 /-]		
Definition	Wage-earner: answers 1 to 3 Non-wage employment: answers 4 to 7		
Universe	If a2_vivant in 1 If a19 in 1		
Pre-question	Socio-professional category		
Literal question	A20. You/he/she is:		
Value	Label	Cases	Percentage
1	Intellectual/higher level occupation	258	<div></div> 8.2%
2	Skilled employee or worker	783	<div></div> 25.0%
3	Unskilled employee, labourer, worker	407	<div></div> 13.0%
4	Employer	102	<div></div> 3.3%
5	Self employed	1500	<div></div> 47.9%
6	Apprentice, intern	51	<div></div> 1.6%
7	Family help	32	<div></div> 1.0%
Sysmiss		4002	
Warning: these figures indicate the number of cases found in the data file. They cannot be interpreted as summary statistics of the population of interest.			
# a14pays: Country of birth			
Information	[Type= discrete] [Format=numeric] [Range= 96000-2147483624] [Missing=*]		
Statistics [NW/ W]	[Valid=7119 /-] [Invalid=16 /-]		
Pre-question	To all, including deceased persons Place of birth		
Literal question	A14PAYS. In which country was "Name" born?		

# a14pays: Country of birth			
Post-question		If abroad => Go to a14imm_an (A14IMM)	
Value	Label	Cases	Percentage
99104	SWEDEN	1	0.0%
99109	GERMANY	3	0.0%
99122	POLAND	1	0.0%
99127	ITALY	2	0.0%
99131	BELGIUM	1	0.0%
99132	UNITED KINGDOM	24	0.3%
99135	NETHERLANDS	4	0.1%
99201	SAUDI ARABIA	3	0.0%
99207	ISRAEL	3	0.0%
99217	JAPAN	2	0.0%
99236	TAIWAN	1	0.0%
99302	LIBERIA	11	0.2%
99316	LIBYA	2	0.0%
99326	COTE DIVOIRE	6	0.1%
99327	BENIN	3	0.0%
99328	GABON	2	0.0%
99329	GHANA	6944	97.5%
99331	BURKINA FASO	3	0.0%
99335	MALI	2	0.0%
99338	NIGERIA	53	0.7%
99342	SIERRA LEONE	1	0.0%
99345	TOGO	21	0.3%
99352	ALGERIA	1	0.0%
99401	CANADA	3	0.0%
99404	UNITED STATES	20	0.3%
99426	JAMAICA	1	0.0%
99505	AMERICAN SAMOA	1	0.0%
Sysmiss		16	
Warning: these figures indicate the number of cases found in the data file. They cannot be interpreted as summary statistics of the population of interest.			
# a14vil: Town of birth			
Information	[Type= discrete] [Format=character] [Missing=*]		
Statistics [NW/ W]	[Valid=6951 /-] [Invalid=0 /-]		
Universe	If a14pays in 99329 (GHANA)		
Pre-question	To all, including deceased persons Place of birth		
Literal question	A14VIL. In which village or town and district? Town		
Interviewer's instructions	Note the code of the district (See list of district codes)		
# a14dep: Department of birth			
Information	[Type= discrete] [Format=numeric] [Range= 101-2147483624] [Missing=*]		
Statistics [NW/ W]	[Valid=6750 /-] [Invalid=385 /-]		
Universe	If a14pays in 99329 (GHANA)		
Pre-question	To all, including deceased persons		

# a14dep: Department of birth			
	Place of birth		
Literal question	A14DEP. In which village or town and district? District		
Post-question	Go to a12 (A12)		
Interviewer's instructions	Note the code of the district (See list of district codes)		
Value	Label	Cases	Percentage
1		2223	<div><div></div></div> 32.9%
2		162	<div><div></div></div> 2.4%
3		272	<div><div></div></div> 4.0%
4		481	<div><div></div></div> 7.1%
5		2925	<div><div></div></div> 43.3%
6		118	<div><div></div></div> 1.7%
7		34	<div><div></div></div> 0.5%
8		10	<div><div></div></div> 0.1%
9		341	<div><div></div></div> 5.1%
10		163	<div><div></div></div> 2.4%
202		1	<div><div></div></div> 0.0%
301		6	<div><div></div></div> 0.1%
302		3	<div><div></div></div> 0.0%
615		11	<div><div></div></div> 0.2%
Sysmiss		385	
Warning: these figures indicate the number of cases found in the data file. They cannot be interpreted as summary statistics of the population of interest.			
# a14imm_an: Year of moving in Ghana for the first time			
Information	[Type= discrete] [Format=numeric] [Range= 0-2147483624] [Missing=*]		
Statistics [NW/ W]	[Valid=146 /-] [Invalid=6989 /-]		
Universe	If a14pays not in 99329 (GHANA)		
Pre-question	To all, including deceased persons Immigration		
Literal question	A14IMM. In which year did "Name" settle in Ghana for the first time?		
Post-question	If a14imm_an in 0000 or a14imm_age in 0 (Never lived in Ghana)=> Next person		
Value	Label	Cases	Percentage
0	Has never lived in Ghana	41	<div><div></div></div> 28.1%
1955		2	<div><div></div></div> 1.4%
1956		1	<div><div></div></div> 0.7%
1957		2	<div><div></div></div> 1.4%
1961		1	<div><div></div></div> 0.7%
1962		2	<div><div></div></div> 1.4%
1965		1	<div><div></div></div> 0.7%
1969		1	<div><div></div></div> 0.7%
1971		1	<div><div></div></div> 0.7%
1972		2	<div><div></div></div> 1.4%
1981		1	<div><div></div></div> 0.7%
1982		2	<div><div></div></div> 1.4%
1983		1	<div><div></div></div> 0.7%
1984		4	<div><div></div></div> 2.7%

# a14imm_an: Year of moving in Ghana for the first time			
Value	Label	Cases	Percentage
1985		1	0.7%
1987		5	3.4%
1989		4	2.7%
1990		1	0.7%
1991		6	4.1%
1992		8	5.5%
1993		2	1.4%
1994		6	4.1%
1996		5	3.4%
1997		6	4.1%
1998		2	1.4%
1999		4	2.7%
2000		5	3.4%
2001		1	0.7%
2002		3	2.1%
2003		7	4.8%
2004		4	2.7%
2005		2	1.4%
2006		2	1.4%
2007		1	0.7%
2008		7	4.8%
2009		2	1.4%
Sysmiss		6989	
Warning: these figures indicate the number of cases found in the data file. They cannot be interpreted as summary statistics of the population of interest.			
# a14imm_age: Age of moving in Ghana for the first time			
Information	[Type= discrete] [Format=numeric] [Range= 0-2147483624] [Missing=*]		
Statistics [NW/ W]	[Valid=145 -/] [Invalid=6990 -/]		
Universe	If a14pays not in 99329 (GHANA)		
Pre-question	To all, including deceased persons Immigration		
Literal question	A14IMM. In which year did "Name" settle in Ghana for the first time? Don't know: How old was "Name"?		
Post-question	If a14imm_an in 0000 or a14imm_age in 0 (Never lived in Ghana)=> Next person		
Value	Label	Cases	Percentage
0	Has never lived in Ghana	41	28.3%
1		25	17.2%
2		13	9.0%
3		13	9.0%
4		4	2.8%
5		4	2.8%
6		3	2.1%
7		5	3.4%
8		2	1.4%
9		3	2.1%
10		8	5.5%

# a14imm_age: Age of moving in Ghana for the first time			
Value	Label	Cases	Percentage
11		2	<div><div></div></div> 1.4%
12		2	<div><div></div></div> 1.4%
13		1	<div><div></div></div> 0.7%
14		1	<div><div></div></div> 0.7%
19		2	<div><div></div></div> 1.4%
20		2	<div><div></div></div> 1.4%
21		1	<div><div></div></div> 0.7%
22		1	<div><div></div></div> 0.7%
23		3	<div><div></div></div> 2.1%
24		1	<div><div></div></div> 0.7%
25		2	<div><div></div></div> 1.4%
27		1	<div><div></div></div> 0.7%
32		1	<div><div></div></div> 0.7%
35		2	<div><div></div></div> 1.4%
50		1	<div><div></div></div> 0.7%
54		1	<div><div></div></div> 0.7%
Sysmiss		6990	
Warning: these figures indicate the number of cases found in the data file. They cannot be interpreted as summary statistics of the population of interest.			
# a12: Has she/he ever lived abroad?			
Information	[Type= discrete] [Format=numeric] [Range= 1-2147483624] [Missing=*]		
Statistics [NW/ W]	[Valid=6971 /-] [Invalid=164 /-]		
Universe	If "Name" has ever lived in Ghana		
Pre-question	To all, including deceased persons 1st out-migration		
Literal question	A12. Has "Name" already lived outside of Ghana since he/she was born / settled the 1st time in Ghana?		
Post-question	If a12 in 10 or 11 => Next person		
Value	Label	Cases	Percentage
3	Yes, for one year or longer	1715	<div><div></div></div> 24.6%
10	No, never	4772	<div><div></div></div> 68.5%
11	Yes, for less than a year	484	<div><div></div></div> 6.9%
Sysmiss		164	
Warning: these figures indicate the number of cases found in the data file. They cannot be interpreted as summary statistics of the population of interest.			
# a13a_an: In which year did she/he left for the first time?			
Information	[Type= discrete] [Format=numeric] [Range= 0-2147483624] [Missing=*]		
Statistics [NW/ W]	[Valid=1664 /-] [Invalid=5471 /-]		
Universe	If "Name" has ever lived in Ghana Si a12 in 3		
Pre-question	To all, including deceased persons 1st out-migration		
Literal question	A13a. In which year did you/he/she leave Ghana for the first time for at least one year?		
Value	Label	Cases	Percentage
1954		1	<div><div></div></div> 0.1%
1957		2	<div><div></div></div> 0.1%
1958		1	<div><div></div></div> 0.1%

a13a_an: In which year did she/he left for the first time?

Value	Label	Cases	Percentage
1960		3	0.2%
1961		2	0.1%
1962		1	0.1%
1963		4	0.2%
1964		6	0.4%
1965		5	0.3%
1966		1	0.1%
1967		2	0.1%
1968		2	0.1%
1969		5	0.3%
1970		8	0.5%
1971		1	0.1%
1972		17	1.0%
1973		7	0.4%
1974		13	0.8%
1975		10	0.6%
1976		18	1.1%
1977		14	0.8%
1978		17	1.0%
1979		35	2.1%
1980		39	2.3%
1981		29	1.7%
1982		26	1.6%
1983		39	2.3%
1984		31	1.9%
1985		43	2.6%
1986		24	1.4%
1987		20	1.2%
1988		26	1.6%
1989		50	3.0%
1990		38	2.3%
1991		34	2.0%
1992		50	3.0%
1993		23	1.4%
1994		48	2.9%
1995		45	2.7%
1996		38	2.3%
1997		45	2.7%
1998		57	3.4%
1999		80	4.8%
2000		90	5.4%
2001		65	3.9%
2002		76	4.6%
2003		73	4.4%
2004		92	5.5%

# a13a_an: In which year did she/he left for the first time?			
Value	Label	Cases	Percentage
2005		71	<div></div> 4.3%
2006		77	<div></div> 4.6%
2007		81	<div></div> 4.9%
2008		58	<div></div> 3.5%
2009		21	<div></div> 1.3%
Sysmiss		5471	
<i>Warning: these figures indicate the number of cases found in the data file. They cannot be interpreted as summary statistics of the population of interest.</i>			
# a13a_age: At what age did she/he left for the first time?			
Information	[Type= discrete] [Format=numeric] [Range= 0-2147483624] [Missing=*]		
Statistics [NW/ W]	[Valid=1651 /-] [Invalid=5484 /-] [Mean=27.839 /-] [StdDev=10.2 /-]		
Universe	If "Name" has ever lived in Ghana Si a12 in 3		
Pre-question	To all, including deceased persons 1st out-migration		
Literal question	A13a. In which year did you/he/she leave Ghana for the first time for at least one year? Don't know: How old were you / was he/she?		
Value	Label	Cases	Percentage
0		5	<div></div> 0.3%
1		8	<div></div> 0.5%
2		6	<div></div> 0.4%
3		8	<div></div> 0.5%
4		5	<div></div> 0.3%
5		8	<div></div> 0.5%
6		8	<div></div> 0.5%
7		5	<div></div> 0.3%
8		9	<div></div> 0.5%
9		5	<div></div> 0.3%
10		11	<div></div> 0.7%
11		12	<div></div> 0.7%
12		11	<div></div> 0.7%
13		12	<div></div> 0.7%
14		14	<div></div> 0.8%
15		22	<div></div> 1.3%
16		22	<div></div> 1.3%
17		27	<div></div> 1.6%
18		36	<div></div> 2.2%
19		41	<div></div> 2.5%
20		64	<div></div> 3.9%
21		62	<div></div> 3.8%
22		64	<div></div> 3.9%
23		75	<div></div> 4.5%
24		62	<div></div> 3.8%
25		65	<div></div> 3.9%
26		82	<div></div> 5.0%
27		82	<div></div> 5.0%

# a13a_age: At what age did she/he left for the first time?			
Value	Label	Cases	Percentage
28		74	<div></div> 4.5%
29		74	<div></div> 4.5%
30		74	<div></div> 4.5%
31		58	<div></div> 3.5%
32		65	<div></div> 3.9%
33		48	<div></div> 2.9%
34		47	<div></div> 2.8%
35		54	<div></div> 3.3%
36		47	<div></div> 2.8%
37		43	<div></div> 2.6%
38		31	<div></div> 1.9%
39		17	<div></div> 1.0%
40		28	<div></div> 1.7%
41		19	<div></div> 1.2%
42		25	<div></div> 1.5%
43		17	<div></div> 1.0%
44		11	<div></div> 0.7%
45		11	<div></div> 0.7%
46		6	<div></div> 0.4%
47		11	<div></div> 0.7%
48		6	<div></div> 0.4%
49		9	<div></div> 0.5%
50		6	<div></div> 0.4%
51		6	<div></div> 0.4%
52		6	<div></div> 0.4%
53		3	<div></div> 0.2%
54		4	<div></div> 0.2%
55		2	<div></div> 0.1%
56		3	<div></div> 0.2%
57		2	<div></div> 0.1%
58		3	<div></div> 0.2%
59		1	<div></div> 0.1%
60		2	<div></div> 0.1%
61		1	<div></div> 0.1%
62		1	<div></div> 0.1%
65		1	<div></div> 0.1%
66		2	<div></div> 0.1%
67		1	<div></div> 0.1%
72		1	<div></div> 0.1%
Sysmiss		5484	
Warning: these figures indicate the number of cases found in the data file. They cannot be interpreted as summary statistics of the population of interest.			
# a13b: What was her/his destination country?			
Information	[Type= discrete] [Format=numeric] [Range= 96000-2147483624] [Missing=*]		
Statistics [NW/ W]	[Valid=1667 /-] [Invalid=5468 /-]		
Universe	If "Name" has ever lived in Ghana		

# a13b: What was her/his destination country?				
	Si a12 in 3			
Pre-question	To all, including deceased persons 1st out-migration			
Literal question	A13b. What was the destination country when you/he/she left Ghana for the first time?			
Interviewer's instructions	(i.e. the first country where he/she stayed for at least a year)			
Value	Label	Cases	Percentage	
96000	FRANCE	15	<div></div>	0.9%
99101	DENMARK	6	<div></div>	0.4%
99103	NORWAY	4	<div></div>	0.2%
99104	SWEDEN	7	<div></div>	0.4%
99105	FINLAND	3	<div></div>	0.2%
99109	GERMANY	72	<div></div>	4.3%
99123	RUSSIA	4	<div></div>	0.2%
99126	GREECE	3	<div></div>	0.2%
99127	ITALY	75	<div></div>	4.5%
99131	BELGIUM	16	<div></div>	1.0%
99132	UNITED KINGDOM	376	<div></div>	22.6%
99134	SPAIN	34	<div></div>	2.0%
99135	NETHERLANDS	24	<div></div>	1.4%
99136	IRELAND or EIRE	2	<div></div>	0.1%
99139	PORTUGAL	1	<div></div>	0.1%
99140	SWITZERLAND	6	<div></div>	0.4%
99141	GERMAN DEMOCRATIC REPUBLIC	18	<div></div>	1.1%
99155	UKRAINE	1	<div></div>	0.1%
99201	SAUDI ARABIA	8	<div></div>	0.5%
99205	LEBANON	6	<div></div>	0.4%
99207	ISRAEL	8	<div></div>	0.5%
99216	CHINA	6	<div></div>	0.4%
99217	JAPAN	12	<div></div>	0.7%
99219	THAILAND	1	<div></div>	0.1%
99223	INDIA	2	<div></div>	0.1%
99237	KOREA	3	<div></div>	0.2%
99239	KOREA (REPUBLIC OF)	1	<div></div>	0.1%
99240	KUWAIT	1	<div></div>	0.1%
99247	UNITED ARAB EMIRATES	2	<div></div>	0.1%
99302	LIBERIA	15	<div></div>	0.9%
99303	SOUTH AFRICA	22	<div></div>	1.3%
99304	GAMBIA	1	<div></div>	0.1%
99310	ZIMBABWE	1	<div></div>	0.1%
99311	NAMIBIA	1	<div></div>	0.1%
99313	SPANISH PROVINCES OF AFRICA	1	<div></div>	0.1%
99316	LIBYA	31	<div></div>	1.9%
99324	CONGO	1	<div></div>	0.1%
99326	COTE DIVOIRE	58	<div></div>	3.5%
99327	BENIN	5	<div></div>	0.3%
99328	GABON	5	<div></div>	0.3%

# a13b: What was her/his destination country?			
Value	Label	Cases	Percentage
99330	GUINEA	2	0.1%
99331	BURKINA FASO	13	0.8%
99335	MALI	8	0.5%
99337	NIGER	4	0.2%
99338	NIGERIA	202	12.1%
99339	UGANDA	1	0.1%
99341	SENEGAL	1	0.1%
99342	SIERRA LEONE	1	0.1%
99343	SUDAN	3	0.2%
99345	TOGO	63	3.8%
99346	ZAMBIA	1	0.1%
99352	ALGERIA	1	0.1%
99391	SWAZILAND	2	0.1%
99396	CAPE VERDE	1	0.1%
99401	CANADA	48	2.9%
99404	UNITED STATES	429	25.7%
99407	CUBA	2	0.1%
99411	HONDURAS	3	0.2%
99446	BRITISH CARIBBEAN TERRITORIES	10	0.6%
99501	AUSTRALIA	12	0.7%
99505	AMERICAN SAMOA	2	0.1%
Sysmiss		5468	
Warning: these figures indicate the number of cases found in the data file. They cannot be interpreted as summary statistics of the population of interest.			
# a13c: Did she/he already come back?			
Information	[Type= discrete] [Format=numeric] [Range= 0-2147483624] [Missing=*]		
Statistics [NW/ W]	[Valid=1697 /-] [Invalid=5438 /-]		
Universe	If "Name" has ever lived in Ghana Si a12 in 3		
Pre-question	To all, including deceased persons 1st return		
Literal question	A13c. Did you/he/she return to Ghana for at least a year since you/he/she first left?		
Post-question	If a13c in 0 => Next person If a13c in 1 => mark RETURN in the flap		
Value	Label	Cases	Percentage
0	No	1114	65.6%
1	Yes	583	34.4%
Sysmiss		5438	
Warning: these figures indicate the number of cases found in the data file. They cannot be interpreted as summary statistics of the population of interest.			
# a13d_an: In which year did she/he come back for the first time?			
Information	[Type= discrete] [Format=numeric] [Range= 1952-2147483624] [Missing=*]		
Statistics [NW/ W]	[Valid=559 /-] [Invalid=6576 /-]		
Universe	If "Name" has ever lived in Ghana Si a12 in 3 Si a13c in 1		
Pre-question	To all, including deceased persons		

# a13d_an: In which year did she/he come back for the first time?			
	1st return		
Literal question	A13d. In which year did you/he/she return for the first time?		
Interviewer's instructions	(Indicate the date of the first return that lasted one year or longer)		
Value	Label	Cases	Percentage
1960		2	0.4%
1961		1	0.2%
1964		1	0.2%
1965		1	0.2%
1966		1	0.2%
1968		3	0.5%
1969		1	0.2%
1970		2	0.4%
1971		1	0.2%
1972		1	0.2%
1973		1	0.2%
1974		2	0.4%
1975		1	0.2%
1976		1	0.2%
1977		5	0.9%
1978		1	0.2%
1979		3	0.5%
1980		10	1.8%
1981		12	2.1%
1982		12	2.1%
1983		29	5.2%
1984		17	3.0%
1985		15	2.7%
1986		14	2.5%
1987		8	1.4%
1988		7	1.3%
1989		9	1.6%
1990		18	3.2%
1991		14	2.5%
1992		12	2.1%
1993		19	3.4%
1994		14	2.5%
1995		13	2.3%
1996		9	1.6%
1997		15	2.7%
1998		6	1.1%
1999		22	3.9%
2000		24	4.3%
2001		14	2.5%
2002		18	3.2%
2003		24	4.3%
2004		25	4.5%

# a13d_an: In which year did she/he come back for the first time?			
Value	Label	Cases	Percentage
2005		18	<div></div> 3.2%
2006		18	<div></div> 3.2%
2007		49	<div></div> 8.8%
2008		41	<div></div> 7.3%
2009		25	<div></div> 4.5%
Sysmiss		6576	
<i>Warning: these figures indicate the number of cases found in the data file. They cannot be interpreted as summary statistics of the population of interest.</i>			
# a13d_age: At what age did she/he come back for the first time?			
Information	[Type= discrete] [Format=numeric] [Range= 0-2147483624] [Missing=*]		
Statistics [NW/ W]	[Valid=559 /-] [Invalid=6576 /-] [Mean=32.562 /-] [StdDev=12.656 /-]		
Universe	If "Name" has ever lived in Ghana Si a12 in 3 Si a13c in 1		
Pre-question	To all, including deceased persons 1st return		
Literal question	A13d. In which year did you/he/she return for the first time? Don't know: How old were you / was he/she?		
Post-question	=> Next person		
Interviewer's instructions	(Indicate the date of the first return that lasted one year or longer)		
Value	Label	Cases	Percentage
1		1	<div></div> 0.2%
2		2	<div></div> 0.4%
3		2	<div></div> 0.4%
4		1	<div></div> 0.2%
5		1	<div></div> 0.2%
6		4	<div></div> 0.7%
7		2	<div></div> 0.4%
8		6	<div></div> 1.1%
9		1	<div></div> 0.2%
10		1	<div></div> 0.2%
11		2	<div></div> 0.4%
12		5	<div></div> 0.9%
13		5	<div></div> 0.9%
14		4	<div></div> 0.7%
15		4	<div></div> 0.7%
16		5	<div></div> 0.9%
17		8	<div></div> 1.4%
18		7	<div></div> 1.3%
19		8	<div></div> 1.4%
20		15	<div></div> 2.7%
21		9	<div></div> 1.6%
22		10	<div></div> 1.8%
23		17	<div></div> 3.0%
24		17	<div></div> 3.0%
25		17	<div></div> 3.0%
26		23	<div></div> 4.1%

a13d_age: At what age did she/he come back for the first time?

Value	Label	Cases	Percentage
27		20	3.6%
28		19	3.4%
29		18	3.2%
30		20	3.6%
31		26	4.7%
32		21	3.8%
33		20	3.6%
34		17	3.0%
35		15	2.7%
36		22	3.9%
37		19	3.4%
38		13	2.3%
39		15	2.7%
40		15	2.7%
41		12	2.1%
42		4	0.7%
43		6	1.1%
44		6	1.1%
45		5	0.9%
46		14	2.5%
47		4	0.7%
48		7	1.3%
49		7	1.3%
50		4	0.7%
51		4	0.7%
52		8	1.4%
53		5	0.9%
54		4	0.7%
55		3	0.5%
56		3	0.5%
57		2	0.4%
58		3	0.5%
59		4	0.7%
60		2	0.4%
61		2	0.4%
62		2	0.4%
63		2	0.4%
64		1	0.2%
65		2	0.4%
66		1	0.2%
68		1	0.2%
70		2	0.4%
71		1	0.2%
73		1	0.2%
Sysmiss		6576	

# a13d_age: At what age did she/he come back for the first time?			
<i>Warning: these figures indicate the number of cases found in the data file. They cannot be interpreted as summary statistics of the population of interest.</i>			
# b1_1: 1st reason of departure			
Information	[Type= discrete] [Format=numeric] [Range= 0-2147483624] [Missing=*]		
Statistics [NW/ W]	[Valid=1241 /-] [Invalid=5894 /-]		
Universe	If ABR box is ticked (q4_etr in 1)		
Pre-question	<p>Module BC - Migrants' experiences (all those marked ABR on the flap)</p> <p>"Now we will talk about all those persons who you told me are currently living abroad, and more especially on the relationships between these people and your household. Some questions are about the money or the material goods that the persons living abroad may have sent you over the past 12 months. You may think that these questions are indiscrete, but they allow us to find out if migration helps Ghanaian households."</p> <p>Last migration</p>		
Literal question	B1. The last time he/she left Ghana to settle in another country, he/she left... 1st reason		
Post-question	If b1_1 or b1_2 or b1_3 in 0 => Go to b5_1 (B5)		
Interviewer's instructions	(read) (multiple answers possible)		
Value	Label	Cases	Percentage
0	Has always lived abroad	41	3.3%
1	To work	887	71.5%
2	To study/training	203	16.4%
3	To get married	23	1.9%
4	For health reasons	1	0.1%
5	To learn a trade/profession	6	0.5%
6	For family reunification	65	5.2%
7	For political or security reasons	1	0.1%
8	Other	14	1.1%
Sysmiss		5894	
<i>Warning: these figures indicate the number of cases found in the data file. They cannot be interpreted as summary statistics of the population of interest.</i>			
# b1_2: 2nd reason of departure			
Information	[Type= discrete] [Format=numeric] [Range= 0-2147483624] [Missing=*]		
Statistics [NW/ W]	[Valid=149 /-] [Invalid=6986 /-]		
Universe	If ABR box is ticked (q4_etr in 1)		
Pre-question	<p>Module BC - Migrants' experiences (all those marked ABR on the flap)</p> <p>"Now we will talk about all those persons who you told me are currently living abroad, and more especially on the relationships between these people and your household. Some questions are about the money or the material goods that the persons living abroad may have sent you over the past 12 months. You may think that these questions are indiscrete, but they allow us to find out if migration helps Ghanaian households."</p> <p>Last migration</p>		
Literal question	B1. The last time he/she left Ghana to settle in another country, he/she left... 2nd reason		
Post-question	If b1_1 or b1_2 or b1_3 in 0 => Go to b5_1 (B5)		
Interviewer's instructions	(read) (multiple answers possible)		
Value	Label	Cases	Percentage
1	To work	62	41.6%
2	To study/training	64	43.0%

# b1_2: 2nd reason of departure			
Value	Label	Cases	Percentage
3	To get married	7	<div><div></div></div> 4.7%
5	To learn a trade/profession	1	<div><div></div></div> 0.7%
6	For family reunification	15	<div><div></div></div> 10.1%
Sysmiss		6986	
Warning: these figures indicate the number of cases found in the data file. They cannot be interpreted as summary statistics of the population of interest.			
# b1_3: 3rd reason of departure			
Information	[Type= discrete] [Format=numeric] [Range= 0-2147483624] [Missing=*]		
Statistics [NW/ W]	[Valid=4 /-] [Invalid=7131 /-]		
Universe	If ABR box is ticked (q4_etr in 1)		
Pre-question	Module BC - Migrants' experiences (all those marked ABR on the flap) <p>"Now we will talk about all those persons who you told me are currently living abroad, and more especially on the relationships between these people and your household. Some questions are about the money or the material goods that the persons living abroad may have sent you over the past 12 months. You may think that these questions are indiscrete, but they allow us to find out if migration helps Ghanaian households."</p> Last migration		
Literal question	B1. The last time he/she left Ghana to settle in another country, he/she left... 3rd reason		
Post-question	If b1_1 or b1_2 or b1_3 in 0 => Go to b5_1 (B5)		
Interviewer's instructions	(read) (multiple answers possible)		
Value	Label	Cases	Percentage
1	To work	1	<div><div></div></div> 25.0%
2	To study/training	1	<div><div></div></div> 25.0%
3	To get married	1	<div><div></div></div> 25.0%
6	For family reunification	1	<div><div></div></div> 25.0%
Sysmiss		7131	
Warning: these figures indicate the number of cases found in the data file. They cannot be interpreted as summary statistics of the population of interest.			
# b1_preci: Specify the other reason of departure			
Information	[Type= discrete] [Format=character] [Missing=*]		
Statistics [NW/ W]	[Valid=1254 /-] [Invalid=0 /-]		
Universe	If ABR box is ticked (q4_etr in 1) If b1_1 or b1_2 or b1_3 in 8		
Pre-question	Module BC - Migrants' experiences (all those marked ABR on the flap) <p>"Now we will talk about all those persons who you told me are currently living abroad, and more especially on the relationships between these people and your household. Some questions are about the money or the material goods that the persons living abroad may have sent you over the past 12 months. You may think that these questions are indiscrete, but they allow us to find out if migration helps Ghanaian households."</p> Last migration		
Literal question	B1. The last time he/she left Ghana to settle in another country, he/she left... If "Other" => Specify		
Post-question	If b1_1 or b1_2 or b1_3 in 0 => Go to b5_1 (B5)		
Value	Label	Cases	Percentage
.		1241	<div><div></div></div> 99.0%
.b		2	<div><div></div></div> 0.2%
FOR BUSINESS		1	<div><div></div></div> 0.1%

# b1_prci: Specify the other reason of departure			
Value	Label	Cases	Percentage
FOR MEDICAL REASONS		1	0.1%
HE WON AMERICAN LOTTORY		1	0.1%
RETURN TO HER COUNTRY		1	0.1%
STAY WITH RELATIVE FOR ACCOMMODAT		2	0.2%
VIST AND SHE HAS STAYED THERE NOW		1	0.1%
WENT TO STAY THERE AFTHET RETIREMENT PENSIONNEER		1	0.1%
WON A U.S.A LOTTERY		1	0.1%
WON AMERICAN LOTTERY		1	0.1%
WON GREEN CARD LOTTERY		1	0.1%
Warning: these figures indicate the number of cases found in the data file. They cannot be interpreted as summary statistics of the population of interest.			
# b2_an: Departure: in which year?			
Information	[Type= discrete] [Format=numeric] [Range= 2147483622-2147483624] [Missing=*]		
Statistics [NW/ W]	[Valid=1179 /-] [Invalid=5956 /-]		
Universe	If ABR box is ticked (q4_etr in 1) If b1_1 and b1_2 and b1_3 not in 0		
Pre-question	Last migration		
Literal question	B2. When did he/she depart for the last time? Year		
Value	Label	Cases	Percentage
1957		1	0.1%
1960		1	0.1%
1962		1	0.1%
1963		1	0.1%
1964		3	0.3%
1965		2	0.2%
1967		2	0.2%
1969		2	0.2%
1970		4	0.3%
1971		1	0.1%
1972		5	0.4%
1973		4	0.3%
1974		4	0.3%

# b2_an: Departure: in which year?			
Value	Label	Cases	Percentage
1975		5	0.4%
1976		5	0.4%
1977		2	0.2%
1978		2	0.2%
1979		13	1.1%
1980		14	1.2%
1981		7	0.6%
1982		12	1.0%
1983		14	1.2%
1984		13	1.1%
1985		22	1.9%
1986		7	0.6%
1987		10	0.8%
1988		12	1.0%
1989		28	2.4%
1990		31	2.6%
1991		21	1.8%
1992		27	2.3%
1993		13	1.1%
1994		37	3.1%
1995		35	3.0%
1996		30	2.5%
1997		33	2.8%
1998		41	3.5%
1999		69	5.9%
2000		70	5.9%
2001		53	4.5%
2002		57	4.8%
2003		69	5.9%
2004		80	6.8%
2005		62	5.3%
2006		66	5.6%
2007		80	6.8%
2008		69	5.9%
2009		39	3.3%
Sysmiss		5956	
Warning: these figures indicate the number of cases found in the data file. They cannot be interpreted as summary statistics of the population of interest.			
# b2_age: Departure: at what age?			
Information	[Type= discrete] [Format=numeric] [Range= 2147483622-2147483624] [Missing=*]		
Statistics [NW/ W]	[Valid=1167 /-] [Invalid=5968 /-] [Mean=29.778 /-] [StdDev=9.875 /-]		
Universe	If ABR box is ticked (q4_etr in 1) If b1_1 and b1_2 and b1_3 not in 0		
Pre-question	Last migration		
Literal question	B2. When did he/she depart for the last time? Age		

b2_age: Departure: at what age?

Value	Label	Cases	Percentage
0		2	0.2%
1		1	0.1%
2		3	0.3%
3		2	0.2%
5		4	0.3%
6		3	0.3%
7		2	0.2%
8		2	0.2%
9		3	0.3%
10		5	0.4%
11		9	0.8%
12		3	0.3%
13		5	0.4%
14		10	0.9%
15		11	0.9%
16		8	0.7%
17		18	1.5%
18		25	2.1%
19		16	1.4%
20		34	2.9%
21		41	3.5%
22		37	3.2%
23		53	4.5%
24		39	3.3%
25		45	3.9%
26		57	4.9%
27		60	5.1%
28		56	4.8%
29		56	4.8%
30		58	5.0%
31		44	3.8%
32		46	3.9%
33		34	2.9%
34		41	3.5%
35		43	3.7%
36		38	3.3%
37		37	3.2%
38		27	2.3%
39		17	1.5%
40		25	2.1%
41		15	1.3%
42		26	2.2%
43		16	1.4%
44		6	0.5%
45		12	1.0%

# b2_age: Departure: at what age?			
Value	Label	Cases	Percentage
46		9	<div><div></div></div> 0.8%
47		9	<div><div></div></div> 0.8%
48		7	<div><div></div></div> 0.6%
49		10	<div><div></div></div> 0.9%
50		6	<div><div></div></div> 0.5%
51		2	<div><div></div></div> 0.2%
52		6	<div><div></div></div> 0.5%
53		2	<div><div></div></div> 0.2%
54		3	<div><div></div></div> 0.3%
55		1	<div><div></div></div> 0.1%
56		2	<div><div></div></div> 0.2%
57		1	<div><div></div></div> 0.1%
58		1	<div><div></div></div> 0.1%
59		2	<div><div></div></div> 0.2%
60		2	<div><div></div></div> 0.2%
61		2	<div><div></div></div> 0.2%
62		1	<div><div></div></div> 0.1%
65		1	<div><div></div></div> 0.1%
66		3	<div><div></div></div> 0.3%
67		1	<div><div></div></div> 0.1%
70		1	<div><div></div></div> 0.1%
Sysmiss		5968	
Warning: these figures indicate the number of cases found in the data file. They cannot be interpreted as summary statistics of the population of interest.			
# b3_1: 1st help from the HH to leave			
Information	[Type= discrete] [Format=numeric] [Range= 0-2147483624] [Missing=*]		
Statistics [NW/ W]	[Valid=1192 /-] [Invalid=5943 /-]		
Universe	If ABR box is ticked (q4_etr in 1) If b1_1 and b1_2 and b1_3 not in 0		
Pre-question	Last migration		
Literal question	B3. Did he/she receive support from your household to finance or organize the migration? 1st help		
Interviewer's instructions	(multiple answers possible) (read)		
Value	Label	Cases	Percentage
1	No, Ego managed to organize everything by himself/herself	922	<div><div></div></div> 77.3%
2	We helped with the preparations	179	<div><div></div></div> 15.0%
3	We helped to pay for the trip	77	<div><div></div></div> 6.5%
4	We supported him/her in another way	14	<div><div></div></div> 1.2%
Sysmiss		5943	
Warning: these figures indicate the number of cases found in the data file. They cannot be interpreted as summary statistics of the population of interest.			
# b3_2: 2nd help from the HH to leave			
Information	[Type= discrete] [Format=numeric] [Range= 0-2147483624] [Missing=*]		
Statistics [NW/ W]	[Valid=89 /-] [Invalid=7046 /-]		
Universe	If ABR box is ticked (q4_etr in 1) If b1_1 and b1_2 and b1_3 not in 0		

# b3_2: 2nd help from the HH to leave			
Pre-question		Last migration	
Literal question		B3. Did he/she receive support from your household to finance or organize the migration? 2nd help	
Interviewer's instructions		(multiple answers possible) (read)	
Value	Label	Cases	Percentage
2	We helped with the preparations	3	3.4%
3	We helped to pay for the trip	86	96.6%
Sysmiss		7046	
Warning: these figures indicate the number of cases found in the data file. They cannot be interpreted as summary statistics of the population of interest.			
# b3_3: 3rd help from the HH to leave			
Information		[Type= discrete] [Format=numeric] [Range= 0-2147483624] [Missing=*]	
Statistics [NW/ W]		[Valid=4 /-] [Invalid=7131 /-]	
Universe		If ABR box is ticked (q4_etr in 1) If b1_1 and b1_2 and b1_3 not in 0	
Pre-question		Last migration	
Literal question		B3. Did he/she receive support from your household to finance or organize the migration? 3rd help	
Interviewer's instructions		(multiple answers possible) (read)	
Value	Label	Cases	Percentage
4	We supported him/her in another way	4	100.0%
Sysmiss		7131	
Warning: these figures indicate the number of cases found in the data file. They cannot be interpreted as summary statistics of the population of interest.			
# b3_preci: Specify the other help			
Information		[Type= discrete] [Format=character] [Missing=*]	
Statistics [NW/ W]		[Valid=1255 /-] [Invalid=0 /-]	
Universe		If ABR box is ticked (q4_etr in 1) If b1_1 and b1_2 and b1_3 not in 0 If b3_1 or b3_2 or b3_3 in 4	
Pre-question		Last migration	
Literal question		B3. Did he/she receive support from your household to finance or organize the migration? If "We supported him/her in another way" => Specify	
Value	Label	Cases	Percentage
.		1239	98.7%
.b		8	0.6%
ADVICE		2	0.2%
I USE MY PORTION AS STAFF OF G.I.A. TO FILE FOR HIM		1	0.1%
PACKING HIS LUGGAGE		1	0.1%
PRAYERS		1	0.1%
PROCESSED DRIED TILAPIA FOR THEM		1	0.1%

# b3_preci: Specify the other help			
Value	Label	Cases	Percentage
TO TAKE ALONG(KOOBI)			
WE PROVIDE GARI, TILAPIA, SHITO OR BLACK PEPPER		1	0.1%
WE PROVIDED GARI, TILAPIA, SHITO OR BLACK PEPPER		1	0.1%
Warning: these figures indicate the number of cases found in the data file. They cannot be interpreted as summary statistics of the population of interest.			
# b4: Does she/he have official papers?			
Information	[Type= discrete] [Format=numeric] [Range= 0-2147483624] [Missing=*]		
Statistics [NW/ W]	[Valid=1054 /-] [Invalid=6081 /-]		
Universe	If ABR box is ticked (q4_etr in 1) If b1_1 and b1_2 and b1_3 not in 0		
Pre-question	Last migration		
Literal question	B4. Does he/she currently have the residence permits/official documents that would allow him/her to stay in the country where he/she is?		
Value	Label	Cases	Percentage
0	Does not need any residence permit	54	5.1%
1	Yes	923	87.6%
2	No	77	7.3%
Sysmiss		6081	
Warning: these figures indicate the number of cases found in the data file. They cannot be interpreted as summary statistics of the population of interest.			
# b5_1: 1st contact with this person			
Information	[Type= discrete] [Format=numeric] [Range= 2-2147483624] [Missing=*]		
Statistics [NW/ W]	[Valid=1244 /-] [Invalid=5891 /-]		
Universe	If ABR box is ticked (q4_etr in 1)		
Pre-question	Relationships and contacts with migrants in the last 12 months		
Literal question	B5. Have you or anyone else in the household been in contact with this person over the last 12 months, by phone, mail, internet...? 1st answer		
Post-question	If b5_1 or b5_2 or b5_3 in 2 => Go to b7 (B7)		
Interviewer's instructions	Multiple answers, number of answers unlimited. To be noted down in the order of importance.		
Value	Label	Cases	Percentage
2	No contact	23	1.8%
3	By phone	1195	96.1%
4	By mail	21	1.7%
5	By internet	3	0.2%
6	By other means (tapes, sms...)	2	0.2%
Sysmiss		5891	
Warning: these figures indicate the number of cases found in the data file. They cannot be interpreted as summary statistics of the population of interest.			

# b5_2: 2nd contact with this person			
Information	[Type= discrete] [Format=numeric] [Range= 2-2147483624] [Missing=*]		
Statistics [NW/ W]	[Valid=179 /-] [Invalid=6956 /-]		
Universe	If ABR box is ticked (q4_etr in 1)		
Pre-question	Relationships and contacts with migrants in the last 12 months		
Literal question	B5. Have you or anyone else in the household been in contact with this person over the last 12 months, by phone, mail, internet...? 2nd answer		
Post-question	If b5_1 or b5_2 or b5_3 in 2 => Go to b7 (B7)		
Interviewer's instructions	Multiple answers, number of answers unlimited. To be noted down in the order of importance.		
Value	Label	Cases	Percentage
3	By phone	1	<div><div></div></div> 0.6%
4	By mail	78	<div><div></div></div> 43.6%
5	By internet	96	<div><div></div></div> 53.6%
6	By other means (tapes, sms...)	4	<div><div></div></div> 2.2%
Sysmiss		6956	
Warning: these figures indicate the number of cases found in the data file. They cannot be interpreted as summary statistics of the population of interest.			
# b5_3: 3rd contact with this person			
Information	[Type= discrete] [Format=numeric] [Range= 2-2147483624] [Missing=*]		
Statistics [NW/ W]	[Valid=27 /-] [Invalid=7108 /-]		
Universe	If ABR box is ticked (q4_etr in 1)		
Pre-question	Relationships and contacts with migrants in the last 12 months		
Literal question	B5. Have you or anyone else in the household been in contact with this person over the last 12 months, by phone, mail, internet...? 3rd answer		
Post-question	If b5_1 or b5_2 or b5_3 in 2 => Go to b7 (B7)		
Interviewer's instructions	Multiple answers, number of answers unlimited. To be noted down in the order of importance.		
Value	Label	Cases	Percentage
5	By internet	26	<div><div></div></div> 96.3%
6	By other means (tapes, sms...)	1	<div><div></div></div> 3.7%
Sysmiss		7108	
Warning: these figures indicate the number of cases found in the data file. They cannot be interpreted as summary statistics of the population of interest.			
# b6: Contacts: at which frequencies?			
Information	[Type= discrete] [Format=numeric] [Range= 1-2147483624] [Missing=*]		
Statistics [NW/ W]	[Valid=1198 /-] [Invalid=5937 /-]		
Universe	If ABR box is ticked (q4_etr in 1) If b5_1 and b5_2 and b5_3 not in 2		
Pre-question	Relationships and contacts with migrants in the last 12 months		
Literal question	B6. How often?		
Interviewer's instructions	(read)		
Value	Label	Cases	Percentage
1	Every week	550	<div><div></div></div> 45.9%
2	At least once a month	402	<div><div></div></div> 33.6%
3	Less often	220	<div><div></div></div> 18.4%
4	Once for 3 months	26	<div><div></div></div> 2.2%

# b6: Contacts: at which frequencies?			
Value	Label	Cases	Percentage
Sysmiss		5937	
Warning: these figures indicate the number of cases found in the data file. They cannot be interpreted as summary statistics of the population of interest.			
# b7: Has she/he visited you during the past 12 months?			
Information	[Type= discrete] [Format=numeric] [Range= 0-1] [Missing=*]		
Statistics [NW/ W]	[Valid=1239 /-] [Invalid=5896 /-]		
Universe	If ABR box is ticked (q4_etr in 1)		
Pre-question	Relationships and contacts with migrants in the last 12 months		
Literal question	B7. Did he/she come to visit you in the last 12 months?		
Value	Label	Cases	Percentage
0	No	998	80.5%
1	Yes	241	19.5%
Sysmiss		5896	
Warning: these figures indicate the number of cases found in the data file. They cannot be interpreted as summary statistics of the population of interest.			
# c1: Did you get money from her/him during the past 12 months?			
Information	[Type= discrete] [Format=numeric] [Range= 0-1] [Missing=*]		
Statistics [NW/ W]	[Valid=1259 /-] [Invalid=5876 /-]		
Universe	If ABR box is ticked (q4_etr in 1)		
Pre-question	Relationships and contacts with migrants in the last 12 months		
Literal question	C1. Have you or anyone in your household received any monetary transfers from "Name" over the last 12 months?		
Post-question	If c1 in 0 => Go to c7 (C7)		
Value	Label	Cases	Percentage
0	No	600	47.7%
1	Yes	659	52.3%
Sysmiss		5876	
Warning: these figures indicate the number of cases found in the data file. They cannot be interpreted as summary statistics of the population of interest.			
# c2: Did she/he send you money during the past 12 months...			
Information	[Type= discrete] [Format=numeric] [Range= 1-2147483624] [Missing=*]		
Statistics [NW/ W]	[Valid=650 /-] [Invalid=6485 /-]		
Universe	If ABR box is ticked (q4_etr in 1) If c1 in 1		
Pre-question	Relationships and contacts with migrants in the last 12 months		
Literal question	C2. Over the last 12 months, did he/she send money... ?		
Interviewer's instructions	(read)		
Value	Label	Cases	Percentage
1	At least once a month	220	33.8%
2	Regularly, but less often	205	31.5%
3	Occasionally	225	34.6%
Sysmiss		6485	
Warning: these figures indicate the number of cases found in the data file. They cannot be interpreted as summary statistics of the population of interest.			
# c3_1: Generally how does she/he send you money? 1st answer			
Information	[Type= discrete] [Format=numeric] [Range= 1-2147483624] [Missing=*]		

# c3_1: Generally how does she/he send you money? 1st answer			
Statistics [NW/ W]	[Valid=599 /-] [Invalid=6536 /-]		
Universe	If ABR box is ticked (q4_etr in 1) If c1 in 1		
Pre-question	Monetary transfers (12 last months)		
Literal question	C3. Through what channels does he/she normally (most often) send money? 1st answer		
Interviewer's instructions	(read) Multiple answers, number of answers unlimited. To be noted down in the order of importance.		
Value	Label	Cases	Percentage
1	Ego brings the money herself/himself	28	4.7%
2	A friend/relative brings the money	66	11.0%
3	Money transfer agency (Western Union, Moneygram, Money Express...)	418	69.8%
4	Bank transfer	68	11.4%
5	Via a commercial agent	19	3.2%
Sysmiss		6536	
Warning: these figures indicate the number of cases found in the data file. They cannot be interpreted as summary statistics of the population of interest.			
# c3_2: Generally how does she/he send you money? 2nd answer			
Information	[Type= discrete] [Format=numeric] [Range= 1-2147483624] [Missing=*]		
Statistics [NW/ W]	[Valid=94 /-] [Invalid=7041 /-]		
Universe	If ABR box is ticked (q4_etr in 1) If c1 in 1		
Pre-question	Monetary transfers (12 last months)		
Literal question	C3. Through what channels does he/she normally (most often) send money? 2nd answer		
Interviewer's instructions	(read) Multiple answers, number of answers unlimited. To be noted down in the order of importance.		
Value	Label	Cases	Percentage
1	Ego brings the money herself/himself	11	11.7%
2	A friend/relative brings the money	17	18.1%
3	Money transfer agency (Western Union, Moneygram, Money Express...)	25	26.6%
4	Bank transfer	27	28.7%
5	Via a commercial agent	13	13.8%
6	Other	1	1.1%
Sysmiss		7041	
Warning: these figures indicate the number of cases found in the data file. They cannot be interpreted as summary statistics of the population of interest.			
# c3_3: Generally how does she/he send you money? 3rd answer			
Information	[Type= discrete] [Format=numeric] [Range= 1-2147483624] [Missing=*]		
Statistics [NW/ W]	[Valid=3 /-] [Invalid=7132 /-]		
Universe	If ABR box is ticked (q4_etr in 1) If c1 in 1		
Pre-question	Monetary transfers (12 last months)		
Literal question	C3. Through what channels does he/she normally (most often) send money? 3rd answer		
Interviewer's instructions	(read)		

# c3_3: Generally how does she/he send you money? 3rd answer			
		Multiple answers, number of answers unlimited. To be noted down in the order of importance.	
Value	Label	Cases	Percentage
1	Ego brings the money herself/himself	2	66.7%
4	Bank transfer	1	33.3%
Sysmiss		7132	
Warning: these figures indicate the number of cases found in the data file. They cannot be interpreted as summary statistics of the population of interest.			
# c3_preci: Specify how she/he sends you money			
Information	[Type= discrete] [Format=character] [Missing=*]		
Statistics [NW/ W]	[Valid=1255 /-] [Invalid=0 /-]		
Universe	If ABR box is ticked (q4_etr in 1) If c1 in 1 If c3_1 or c3_2 or c3_3 in 6		
Pre-question	Monetary transfers (12 last months)		
Literal question	C3. Through what channels does he/she normally (most often) send money? If "Other" => Specify		
Value	Label	Cases	Percentage
.		1254	99.9%
SELLS GOODS HE BRINGS AND USE SOME OF THE MONEY		1	0.1%
Warning: these figures indicate the number of cases found in the data file. They cannot be interpreted as summary statistics of the population of interest.			
# c4_cfa: How much money the last time? Amount			
Information	[Type= continuous] [Format=numeric] [Range= 4-2147483624] [Missing=*]		
Statistics [NW/ W]	[Valid=597 /-] [Invalid=6538 /-]		
Universe	If ABR box is ticked (q4_etr in 1) If c1 in 1		
Pre-question	Monetary transfers (12 last months)		
Literal question	C4. How much approximately did he/she send you the last time? Amount		
Interviewer's instructions	Note below the amount as well as the type of currency (Ghana Cedis (only current Cedis), US Dollars, Euros or British Pounds)		
# c4: How much money the last time? Currency			
Information	[Type= discrete] [Format=numeric] [Range= 1-9] [Missing=*]		
Statistics [NW/ W]	[Valid=537 /-] [Invalid=6598 /-]		
Universe	If ABR box is ticked (q4_etr in 1) If c1 in 1		
Pre-question	Monetary transfers (12 last months)		
Literal question	C4. How much approximately did he/she send you the last time? Currency		
Interviewer's instructions	Note below the amount as well as the type of currency (Ghana Cedis (only current Cedis), US Dollars, Euros or British Pounds)		
Value	Label	Cases	Percentage
1	US Dollars	93	17.3%
2	Euros	32	6.0%

# c4: How much money the last time? Currency			
Value	Label	Cases	Percentage
3	Cedis	407	<div><div></div></div> 75.8%
4	British Pounds	5	<div><div></div></div> 0.9%
Sysmiss		6598	
Warning: these figures indicate the number of cases found in the data file. They cannot be interpreted as summary statistics of the population of interest.			
# c5_1: How did you spend this money: 1st answer			
Information	[Type= discrete] [Format=numeric] [Range= 1-2147483624] [Missing=*]		
Statistics [NW/ W]	[Valid=629 /-] [Invalid=6506 /-]		
Universe	If ABR box is ticked (q4_etr in 1) If c1 in 1		
Pre-question	Monetary transfers (12 last months)		
Literal question	C5. How was the money that "Name" sent over the last 12 months spent? 1st answer		
Post-question	If c5_1 and c5_2 and c5_3 and c5_4 and c5_5 and c5_6 and c5_7 not in 8 => Go to c7 (C7)		
Interviewer's instructions	Read. Multiple answers, number of answers unlimited. To be noted down in the order of importance.		
Value	Label	Cases	Percentage
1	Payment of rent/bills	100	<div><div></div></div> 15.9%
3	Health treatment	47	<div><div></div></div> 7.5%
4	School fees	73	<div><div></div></div> 11.6%
5	Savings	39	<div><div></div></div> 6.2%
6	Ceremonies & religious holidays	22	<div><div></div></div> 3.5%
8	Purchase of a dwelling/vehicle/land/business	33	<div><div></div></div> 5.2%
9	Other	22	<div><div></div></div> 3.5%
21	Daily food	157	<div><div></div></div> 25.0%
22	Daily transportation	8	<div><div></div></div> 1.3%
23	Other daily expenditures	121	<div><div></div></div> 19.2%
91	Clothes	7	<div><div></div></div> 1.1%
Sysmiss		6506	
Warning: these figures indicate the number of cases found in the data file. They cannot be interpreted as summary statistics of the population of interest.			
# c5_2: How did you spend this money: 2nd answer			
Information	[Type= discrete] [Format=numeric] [Range= 1-2147483624] [Missing=*]		
Statistics [NW/ W]	[Valid=402 /-] [Invalid=6733 /-]		
Universe	If ABR box is ticked (q4_etr in 1) If c1 in 1		
Pre-question	Monetary transfers (12 last months)		
Literal question	C5. How was the money that "Name" sent over the last 12 months spent? 2nd answer		
Post-question	If c5_1 and c5_2 and c5_3 and c5_4 and c5_5 and c5_6 and c5_7 not in 8 => Go to c7 (C7)		
Interviewer's instructions	Read. Multiple answers, number of answers unlimited. To be noted down in the order of importance.		
Value	Label	Cases	Percentage
1	Payment of rent/bills	29	<div><div></div></div> 7.2%
3	Health treatment	79	<div><div></div></div> 19.7%
4	School fees	30	<div><div></div></div> 7.5%
5	Savings	16	<div><div></div></div> 4.0%

# c5_2: How did you spend this money: 2nd answer			
Value	Label	Cases	Percentage
6	Ceremonies & religious holidays	5	1.2%
8	Purchase of a dwelling/vehicle/land/business	3	0.7%
9	Other	6	1.5%
21	Daily food	109	27.1%
22	Daily transportation	47	11.7%
23	Other daily expenditures	74	18.4%
91	Clothes	4	1.0%
Sysmiss		6733	
Warning: these figures indicate the number of cases found in the data file. They cannot be interpreted as summary statistics of the population of interest.			
# c5_3: How did you spend this money: 3rd answer			
Information	[Type= discrete] [Format=numeric] [Range= 1-2147483624] [Missing=*]		
Statistics [NW/ W]	[Valid=237 /-] [Invalid=6898 /-]		
Universe	If ABR box is ticked (q4_etr in 1) If c1 in 1		
Pre-question	Monetary transfers (12 last months)		
Literal question	C5. How was the money that "Name" sent over the last 12 months spent? 3rd answer		
Post-question	If c5_1 and c5_2 and c5_3 and c5_4 and c5_5 and c5_6 and c5_7 not in 8 => Go to c7 (C7)		
Interviewer's instructions	Read. Multiple answers, number of answers unlimited. To be noted down in the order of importance.		
Value	Label	Cases	Percentage
1	Payment of rent/bills	27	11.4%
3	Health treatment	18	7.6%
4	School fees	23	9.7%
5	Savings	11	4.6%
6	Ceremonies & religious holidays	1	0.4%
9	Other	2	0.8%
21	Daily food	54	22.8%
22	Daily transportation	28	11.8%
23	Other daily expenditures	68	28.7%
91	Clothes	5	2.1%
Sysmiss		6898	
Warning: these figures indicate the number of cases found in the data file. They cannot be interpreted as summary statistics of the population of interest.			
# c5_4: How did you spend this money: 4th answer			
Information	[Type= discrete] [Format=numeric] [Range= 1-2147483624] [Missing=*]		
Statistics [NW/ W]	[Valid=87 /-] [Invalid=7048 /-]		
Universe	If ABR box is ticked (q4_etr in 1) If c1 in 1		
Pre-question	Monetary transfers (12 last months)		
Literal question	C5. How was the money that "Name" sent over the last 12 months spent? 4th answer		
Post-question	If c5_1 and c5_2 and c5_3 and c5_4 and c5_5 and c5_6 and c5_7 not in 8 => Go to c7 (C7)		
Interviewer's instructions	Read. Multiple answers, number of answers unlimited. To be noted down in the order of importance.		

c5_4: How did you spend this money: 4th answer

Value	Label	Cases	Percentage
1	Payment of rent/bills	6	6.9%
3	Health treatment	9	10.3%
4	School fees	3	3.4%
5	Savings	3	3.4%
6	Ceremonies & religious holidays	2	2.3%
8	Purchase of a dwelling/vehicle/land/business	2	2.3%
9	Other	2	2.3%
21	Daily food	14	16.1%
22	Daily transportation	15	17.2%
23	Other daily expenditures	27	31.0%
91	Clothes	4	4.6%
Sysmiss		7048	

Warning: these figures indicate the number of cases found in the data file. They cannot be interpreted as summary statistics of the population of interest.

c5_5: How did you spend this money: 5th answer

Information	[Type= discrete] [Format=numeric] [Range= 1-2147483624] [Missing=*]
Statistics [NW/ W]	[Valid=32 /-] [Invalid=7103 /-]
Universe	If ABR box is ticked (q4_etr in 1) If c1 in 1
Pre-question	Monetary transfers (12 last months)
Literal question	C5. How was the money that "Name" sent over the last 12 months spent? 5th answer
Post-question	If c5_1 and c5_2 and c5_3 and c5_4 and c5_5 and c5_6 and c5_7 not in 8 => Go to c7 (C7)
Interviewer's instructions	Read. Multiple answers, number of answers unlimited. To be noted down in the order of importance.

Value	Label	Cases	Percentage
1	Payment of rent/bills	1	3.1%
3	Health treatment	3	9.4%
5	Savings	1	3.1%
6	Ceremonies & religious holidays	1	3.1%
8	Purchase of a dwelling/vehicle/land/business	2	6.2%
9	Other	1	3.1%
21	Daily food	4	12.5%
22	Daily transportation	5	15.6%
23	Other daily expenditures	12	37.5%
91	Clothes	2	6.2%
Sysmiss		7103	

Warning: these figures indicate the number of cases found in the data file. They cannot be interpreted as summary statistics of the population of interest.

c5_6: How did you spend this money: 6th answer

Information	[Type= discrete] [Format=numeric] [Range= 1-2147483624] [Missing=*]
Statistics [NW/ W]	[Valid=9 /-] [Invalid=7126 /-]
Universe	If ABR box is ticked (q4_etr in 1) If c1 in 1
Pre-question	Monetary transfers (12 last months)
Literal question	C5. How was the money that "Name" sent over the last 12 months spent? 6th answer

# c5_6: How did you spend this money: 6th answer			
Post-question	If c5_1 and c5_2 and c5_3 and c5_4 and c5_5 and c5_6 and c5_7 not in 8 => Go to c7 (C7)		
Interviewer's instructions	Read. Multiple answers, number of answers unlimited. To be noted down in the order of importance.		
Value	Label	Cases	Percentage
8	Purchase of a dwelling/vehicle/land/business	2	22.2%
23	Other daily expenditures	4	44.4%
91	Clothes	3	33.3%
Sysmiss		7126	
Warning: these figures indicate the number of cases found in the data file. They cannot be interpreted as summary statistics of the population of interest.			
# c5_7: How did you spend this money: 7th answer			
Information	[Type= discrete] [Format=numeric] [Range= 1-2147483624] [Missing=*]		
Statistics [NW/ W]	[Valid=1 /-] [Invalid=7134 /-]		
Universe	If ABR box is ticked (q4_etr in 1) If c1 in 1		
Pre-question	Monetary transfers (12 last months)		
Literal question	C5. How was the money that "Name" sent over the last 12 months spent? 7th answer		
Post-question	If c5_1 and c5_2 and c5_3 and c5_4 and c5_5 and c5_6 and c5_7 not in 8 => Go to c7 (C7)		
Interviewer's instructions	Read. Multiple answers, number of answers unlimited. To be noted down in the order of importance.		
Value	Label	Cases	Percentage
7	Foreign travel	1	100.0%
Sysmiss		7134	
Warning: these figures indicate the number of cases found in the data file. They cannot be interpreted as summary statistics of the population of interest.			

# c6_1: What kind of purchase did you make? 1st answer			
Information	[Type= discrete] [Format=numeric] [Range= 1-2147483624] [Missing=*]		
Statistics [NW/ W]	[Valid=41 /-] [Invalid=7094 /-]		
Universe	If ABR box is ticked (q4_etr in 1) If c1 in 1 If c5_1 or c5_2 or c5_3 or c5_4 or c5_5 or c5_6 or c5_7 in 8		
Pre-question	Use and management		
Literal question	C6. What kind of purchase did you make? 1st answer		
Interviewer's instructions	(read) (multiple answers possible)		
Value	Label	Cases	Percentage
10	Construction or purchase of a dwelling for "Name" himself/herself	21	51.2%
11	Construction or purchase of a dwelling for someone else	5	12.2%
20	Refurbishment of a dwelling/construction works for "Name" himself/herself	2	4.9%
30	Purchase of a vehicle for personal use for "Name" himself/herself	5	12.2%
31	Purchase of a vehicle for personal use for someone else	2	4.9%
40	Purchase of land for "Name" himself/herself	4	9.8%
50	Purchase of inventory, equipment, other business assets for "Name" himself/herself	2	4.9%
Sysmiss		7094	
Warning: these figures indicate the number of cases found in the data file. They cannot be interpreted as summary statistics of the population of interest.			
# c6_2: What kind of purchase did you make? 2nd answer			
Information	[Type= discrete] [Format=numeric] [Range= 6-2147483624] [Missing=*]		
Statistics [NW/ W]	[Valid=4 /-] [Invalid=7131 /-]		
Universe	If ABR box is ticked (q4_etr in 1) If c1 in 1 If c5_1 or c5_2 or c5_3 or c5_4 or c5_5 or c5_6 or c5_7 in 8		
Pre-question	Use and management		
Literal question	C6. What kind of purchase did you make? 2nd answer		
Interviewer's instructions	(read) (multiple answers possible)		
Value	Label	Cases	Percentage
6	Other	1	25.0%
10	Construction or purchase of a dwelling for "Name" himself/herself	3	75.0%
Sysmiss		7131	
Warning: these figures indicate the number of cases found in the data file. They cannot be interpreted as summary statistics of the population of interest.			
# c7: Did she/he send you goods in the past 12 months?			
Information	[Type= discrete] [Format=numeric] [Range= 0-1] [Missing=*]		
Statistics [NW/ W]	[Valid=1256 /-] [Invalid=5879 /-]		
Universe	If ABR box is ticked (q4_etr in 1)		
Pre-question	Transfer of goods		
Literal question	C7. Did "Name" send to anyone in the household goods in kind?		
Post-question	If c7 in 0 => Go to c9 (C9)		
Value	Label	Cases	Percentage
0	No	766	61.0%

# c7: Did she/he send you goods in the past 12 months?			
Value	Label	Cases	Percentage
1	Yes	490	<div><div></div></div> 39.0%
Sysmiss		5879	
Warning: these figures indicate the number of cases found in the data file. They cannot be interpreted as summary statistics of the population of interest.			
# c8_1: 1st good she/he sent you			
Information	[Type= discrete] [Format=numeric] [Range= 1-2147483624] [Missing=*]		
Statistics [NW/ W]	[Valid=473 /-] [Invalid=6662 /-]		
Universe	If ABR box is ticked (q4_etr in 1) If c7 in 1		
Pre-question	Transfer of goods		
Literal question	C8. Did he/she send you or to any other person in the household any of the following goods? 1st good		
Value	Label	Cases	Percentage
1	Electric domestic appliances	30	<div><div></div></div> 6.3%
3	Vehicles	7	<div><div></div></div> 1.5%
4	Clothing or personal-care products	331	<div><div></div></div> 70.0%
5	Computers	7	<div><div></div></div> 1.5%
6	Hi-fi system/TV/video player/music or related items	7	<div><div></div></div> 1.5%
7	Phones	81	<div><div></div></div> 17.1%
8	Other	10	<div><div></div></div> 2.1%
Sysmiss		6662	
Warning: these figures indicate the number of cases found in the data file. They cannot be interpreted as summary statistics of the population of interest.			
# c8_2: 2nd good she/he sent you			
Information	[Type= discrete] [Format=numeric] [Range= 1-2147483624] [Missing=*]		
Statistics [NW/ W]	[Valid=179 /-] [Invalid=6956 /-]		
Universe	If ABR box is ticked (q4_etr in 1) If c7 in 1		
Pre-question	Transfer of goods		
Literal question	C8. Did he/she send you or to any other person in the household any of the following goods? 2nd good		
Value	Label	Cases	Percentage
1	Electric domestic appliances	6	<div><div></div></div> 3.4%
2	Spare parts for vehicles	1	<div><div></div></div> 0.6%
3	Vehicles	5	<div><div></div></div> 2.8%
4	Clothing or personal-care products	44	<div><div></div></div> 24.6%
5	Computers	13	<div><div></div></div> 7.3%
6	Hi-fi system/TV/video player/music or related items	22	<div><div></div></div> 12.3%
7	Phones	82	<div><div></div></div> 45.8%
8	Other	6	<div><div></div></div> 3.4%
Sysmiss		6956	
Warning: these figures indicate the number of cases found in the data file. They cannot be interpreted as summary statistics of the population of interest.			
# c8_3: 3rd good she/he sent you			
Information	[Type= discrete] [Format=numeric] [Range= 1-2147483624] [Missing=*]		
Statistics [NW/ W]	[Valid=47 /-] [Invalid=7088 /-]		
Universe	If ABR box is ticked (q4_etr in 1)		

# c8_3: 3rd good she/he sent you			
	If c7 in 1		
Pre-question	Transfer of goods		
Literal question	C8. Did he/she send you or to any other person in the household any of the following goods? 3rd good		
Value	Label	Cases	Percentage
1	Electric domestic appliances	2	<div><div></div></div> 4.3%
2	Spare parts for vehicles	1	<div><div></div></div> 2.1%
4	Clothing or personal-care products	6	<div><div></div></div> 12.8%
5	Computers	2	<div><div></div></div> 4.3%
6	Hi-fi system/TV/video player/music or related items	16	<div><div></div></div> 34.0%
7	Phones	19	<div><div></div></div> 40.4%
8	Other	1	<div><div></div></div> 2.1%
Sysmiss		7088	
Warning: these figures indicate the number of cases found in the data file. They cannot be interpreted as summary statistics of the population of interest.			
# c8_4: 4th good she/he sent you			
Information	[Type= discrete] [Format=numeric] [Range= 1-2147483624] [Missing=*]		
Statistics [NW/ W]	[Valid=11 /-] [Invalid=7124 /-]		
Universe	If ABR box is ticked (q4_etr in 1) If c7 in 1		
Pre-question	Transfer of goods		
Literal question	C8. Did he/she send you or to any other person in the household any of the following goods? 4th good		
Value	Label	Cases	Percentage
5	Computers	1	<div><div></div></div> 9.1%
6	Hi-fi system/TV/video player/music or related items	1	<div><div></div></div> 9.1%
7	Phones	5	<div><div></div></div> 45.5%
8	Other	4	<div><div></div></div> 36.4%
Sysmiss		7124	
Warning: these figures indicate the number of cases found in the data file. They cannot be interpreted as summary statistics of the population of interest.			
# c8_5: 5th good she/he sent you			
Information	[Type= discrete] [Format=numeric] [Range= 1-2147483624] [Missing=*]		
Statistics [NW/ W]	[Valid=2 /-] [Invalid=7133 /-]		
Universe	If ABR box is ticked (q4_etr in 1) If c7 in 1		
Pre-question	Transfer of goods		
Literal question	C8. Did he/she send you or to any other person in the household any of the following goods? 5th good		
Value	Label	Cases	Percentage
4	Clothing or personal-care products	1	<div><div></div></div> 50.0%
7	Phones	1	<div><div></div></div> 50.0%
Sysmiss		7133	
Warning: these figures indicate the number of cases found in the data file. They cannot be interpreted as summary statistics of the population of interest.			
# c9: What share of your needs represents the money and the good sent by her/him?			
Information	[Type= discrete] [Format=numeric] [Range= 0-2147483624] [Missing=*]		
Statistics [NW/ W]	[Valid=1254 /-] [Invalid=5881 /-]		

# c9: What share of your needs represents the money and the good sent by her/him?			
Universe	If ABR box is ticked (q4_etr in 1)		
Pre-question	Transfer of goods		
Literal question	C9. Which share of the household's expenditures on food, medicine, housing, transport, etc. have been covered by the money and in-kind transfers you have received from "Name" over the last 12 months?		
Post-question	=> Next person		
Interviewer's instructions	(read)		
Value	Label	Cases	Percentage
0	Receives neither money nor goods	483	<div><div></div></div> 38.5%
1	Very large share	93	<div><div></div></div> 7.4%
2	Large share	129	<div><div></div></div> 10.3%
3	Moderate share	229	<div><div></div></div> 18.3%
4	Small share	179	<div><div></div></div> 14.3%
5	Insignificant share	141	<div><div></div></div> 11.2%
Sysmiss		5881	
Warning: these figures indicate the number of cases found in the data file. They cannot be interpreted as summary statistics of the population of interest.			
# pmigrant: Current migrants: individuals outside HH living abroad			
Information	[Type= discrete] [Format=numeric] [Range= 0-2147483624] [Missing=*]		
Statistics [NW/ W]	[Valid=7135 /-] [Invalid=0 /-]		
Notes	Variable calculated from the following variable: - q4_etr (Ego lives abroad) Stata program: gen pmigrant=1 if q4_etr==1 recode pmigrant . =0		
Value	Label	Cases	Percentage
0	No	5863	<div><div></div></div> 82.2%
1	Yes	1272	<div><div></div></div> 17.8%
Warning: these figures indicate the number of cases found in the data file. They cannot be interpreted as summary statistics of the population of interest.			
# pmig_country: Country of residence of the current migrants			
Information	[Type= discrete] [Format=numeric] [Range= 96000-99443] [Missing=*]		
Statistics [NW/ W]	[Valid=1262 /-] [Invalid=5873 /-]		
Universe	Members outside the household only (A4 = 2) If a10 in 1		
Notes	Variable calculated from the following variable: - a11 (In which country?) Stata program: gen pmig_country=a11		
Value	Label	Cases	Percentage
96000	FRANCE	12	<div><div></div></div> 1.0%
99101	DENMARK	3	<div><div></div></div> 0.2%
99103	NORWAY	4	<div><div></div></div> 0.3%
99104	SWEDEN	8	<div><div></div></div> 0.6%
99105	FINLAND	3	<div><div></div></div> 0.2%
99109	GERMANY	55	<div><div></div></div> 4.4%
99123	RUSSIA	2	<div><div></div></div> 0.2%
99126	GREECE	2	<div><div></div></div> 0.2%

# pmig_country: Country of residence of the current migrants			
Value	Label	Cases	Percentage
99127	ITALY	79	<div><div></div></div> 6.3%
99131	BELGIUM	17	<div><div></div></div> 1.3%
99132	UNITED KINGDOM	309	<div><div></div></div> 24.5%
99134	SPAIN	37	<div><div></div></div> 2.9%
99135	NETHERLANDS	27	<div><div></div></div> 2.1%
99136	IRELAND or EIRE	1	<div><div></div></div> 0.1%
99139	PORTUGAL	1	<div><div></div></div> 0.1%
99140	SWITZERLAND	4	<div><div></div></div> 0.3%
99141	GERMAN DEMOCRATIC REPUBLIC	15	<div><div></div></div> 1.2%
99155	UKRAINE	1	<div><div></div></div> 0.1%
99201	SAUDI ARABIA	2	<div><div></div></div> 0.2%
99205	LEBANON	2	<div><div></div></div> 0.2%
99207	ISRAEL	2	<div><div></div></div> 0.2%
99216	CHINA	4	<div><div></div></div> 0.3%
99217	JAPAN	8	<div><div></div></div> 0.6%
99219	THAILAND	1	<div><div></div></div> 0.1%
99237	KOREA	3	<div><div></div></div> 0.2%
99240	KUWAIT	1	<div><div></div></div> 0.1%
99247	UNITED ARAB EMIRATES	1	<div><div></div></div> 0.1%
99302	LIBERIA	1	<div><div></div></div> 0.1%
99303	SOUTH AFRICA	12	<div><div></div></div> 1.0%
99304	GAMBIA	1	<div><div></div></div> 0.1%
99314	EQUATORIAL GUINEA	1	<div><div></div></div> 0.1%
99316	LIBYA	9	<div><div></div></div> 0.7%
99324	CONGO	2	<div><div></div></div> 0.2%
99326	COTE DIVOIRE	23	<div><div></div></div> 1.8%
99327	BENIN	1	<div><div></div></div> 0.1%
99328	GABON	1	<div><div></div></div> 0.1%
99331	BURKINA FASO	5	<div><div></div></div> 0.4%
99335	MALI	6	<div><div></div></div> 0.5%
99338	NIGERIA	56	<div><div></div></div> 4.4%
99343	SUDAN	1	<div><div></div></div> 0.1%
99345	TOGO	23	<div><div></div></div> 1.8%
99352	ALGERIA	1	<div><div></div></div> 0.1%
99390	MAURITIUS	1	<div><div></div></div> 0.1%
99401	CANADA	53	<div><div></div></div> 4.2%
99404	UNITED STATES	428	<div><div></div></div> 33.9%
99411	HONDURAS	7	<div><div></div></div> 0.6%
99446	BRITISH CARIBBEAN TERRITORIES	11	<div><div></div></div> 0.9%
99454	US TERRITORIES IN AMERICA	1	<div><div></div></div> 0.1%
99501	AUSTRALIA	11	<div><div></div></div> 0.9%
99505	AMERICAN SAMOA	3	<div><div></div></div> 0.2%
Sysmiss		5873	

Warning: these figures indicate the number of cases found in the data file. They cannot be interpreted as summary statistics of the population of interest.

# pmig_region: Residence region of the current migrants			
Information	[Type= discrete] [Format=numeric] [Range= 1-3] [Missing=*]		
Statistics [NW/ W]	[Valid=1262 /-] [Invalid=5873 /-]		
Universe	Members outside the household only (A4 = 2) If a10 in 1		
Notes	<p>Variable calculated from the following variables:</p> <ul style="list-style-type: none"> - a11 (In which country?) - pmigrant (Current migrants: individuals outside HH living abroad) <p>Stata program:</p> <pre> tostring a11, gen(regi) gen str3 region = substr(regi,1,3) gen pmig_region = 1 if region == "993" /* africa */ replace pmig_region = 2 if region == "991" region == "960" /* europe */ replace pmig_region = 3 if !inlist(region,"991","993","960") /* other */ replace pmig_region=. if pmigrant==0 replace pmig_region=7777 if a11==7777 replace pmig_region=8888 if a11==8888 replace pmig_region=9999 if a11==9999 drop region regi </pre>		
Value	Label	Cases	Percentage
1	Africa	144	<div><div></div></div> 11.4%
2	Europe	580	<div><div></div></div> 46.0%
3	Other	538	<div><div></div></div> 42.6%
Sysmiss		5873	
Warning: these figures indicate the number of cases found in the data file. They cannot be interpreted as summary statistics of the population of interest.			
# preturn: Return migrants			
Information	[Type= discrete] [Format=numeric] [Range= 0-2147483624] [Missing=*]		
Statistics [NW/ W]	[Valid=7135 /-] [Invalid=0 /-]		
Definition	Members of the HH who have lived at least one year abroad		
Notes	<p>Variable calculated from the following variables:</p> <ul style="list-style-type: none"> - q4_return (Ego returned from a migration) - a4 (Living in the HH) <p>Stata program:</p> <pre> gen preturn=1 if q4_return==1 & a4==1 recode preturn .,0 </pre>		
Value	Label	Cases	Percentage
0	No	6718	<div><div></div></div> 94.2%
1	Yes	417	<div><div></div></div> 5.8%
Warning: these figures indicate the number of cases found in the data file. They cannot be interpreted as summary statistics of the population of interest.			
# pretout: Current return migrants who are in Ghana during the survey			
Information	[Type= discrete] [Format=numeric] [Range= 0-2147483624] [Missing=*]		
Statistics [NW/ W]	[Valid=7135 /-] [Invalid=0 /-]		
Notes	<p>Variable calculated from the following variables:</p> <ul style="list-style-type: none"> - q4_return (Ego returned from a migration) - q4_etr (Ego lives abroad) - a4 (Living in the HH) <p>Stata program:</p> <pre> gen pretout=1 if q4_return==1 & q4_etr==0 & a4==0 recode pretout .,0 </pre>		

# pretout: Current return migrants who are in Ghana during the survey			
Value	Label	Cases	Percentage
0	No	7095	<div><div></div></div> 99.4%
1	Yes	40	<div><div></div></div> 0.6%
Warning: these figures indicate the number of cases found in the data file. They cannot be interpreted as summary statistics of the population of interest.			
# peverreturn: Actual migrants who have already come back to Ghana			
Information	[Type= discrete] [Format=numeric] [Range= 0-2147483624] [Missing=*]		
Statistics [NW/ W]	[Valid=7135 /-] [Invalid=0 /-]		
Notes	<p>Variable calculated from the following variables:</p> <ul style="list-style-type: none"> - q4_return (Ego returned from a migration) - q4_etr (Ego lives abroad) <p>Stata program:</p> <pre>gen peverreturn=1 if q4_return==1 & q4_etr==1 recode peverreturn . =0</pre>		
Value	Label	Cases	Percentage
0	No	7011	<div><div></div></div> 98.3%
1	Yes	124	<div><div></div></div> 1.7%
Warning: these figures indicate the number of cases found in the data file. They cannot be interpreted as summary statistics of the population of interest.			
# pimmig: Individuals who have immigrated to Ghana			
Information	[Type= discrete] [Format=numeric] [Range= 0-2147483624] [Missing=*]		
Statistics [NW/ W]	[Valid=7125 /-] [Invalid=10 /-]		
Definition	Individuals who were born abroad but came to settle in Ghana (whatever their nationalities)		
Notes	<p>Variable calculated from the following variables:</p> <ul style="list-style-type: none"> - q4_etr (Ego lives abroad) - a14pays (Country of birth) - a14imm_an (Year of moving in Ghana for the first time) <p>Stata program:</p> <pre>gen pimmig=1 if (!inlist(a14pays,7777,8888,9999,survey_country_code) & /// !inlist(a14imm_an,7777,8888,9999,0,.)) (inlist(a14imm_an,7777,8888,9999) & q4_etr==0) recode pimmig . =0 replace pimmig=7777 if a14imm_an==7777 & pimmig==0 replace pimmig=8888 if a14imm_an==8888 & pimmig==0 replace pimmig=9999 if a14imm_an==9999 & pimmig==0</pre>		
Value	Label	Cases	Percentage
0	No	6998	<div><div></div></div> 98.2%
1	Yes	127	<div><div></div></div> 1.8%
Sysmiss		10	
Warning: these figures indicate the number of cases found in the data file. They cannot be interpreted as summary statistics of the population of interest.			
# hhmember: Total number of persons in the HH (living in or outside)			
Information	[Type= continuous] [Format=numeric] [Range= 1-31] [Missing=*]		
Statistics [NW/ W]	[Valid=7135 /-] [Invalid=0 /-] [Mean=7.363 /-] [StdDev=3.211 /-]		
Notes	<p>Variable calculated from the following variables:</p> <ul style="list-style-type: none"> - n_menage (Household number) - n_indiv (Individual number in the HH (HH head)) <p>Stata program:</p> <pre>sort n_menage n_indiv egen hhmember=max(n_indiv), by(n_menage)</pre>		

# hmember: Number of persons living in the HH (excluding the persons declared as living outside the HH)			
Information	[Type= continuous] [Format=numeric] [Range= 1-44] [Missing=*]		
Statistics [NW/ W]	[Valid=7135 /-] [Invalid=0 /-] [Mean=4.713 /-] [StdDev=2.422 /-]		
Notes	Variable calculated from the following variables: - n_menage (Household number) - n_indiv (Individual number in the HH) - a4 (Living in the HH) Stata program: gen temp=1 if a4==1 replace temp=0 if a4==0 sort n_menage n_indiv gen temp_2=temp if n_menage!=n_menage[_n-1] replace temp_2=temp_2[_n-1]+temp if temp_2==. sort n_menage n_indiv egen hmember=max(temp_2), by(n_menage) drop temp temp_2		
# childhh: Children of the HH head living in the HH			
Information	[Type= discrete] [Format=numeric] [Range= 0-2147483624] [Missing=*]		
Statistics [NW/ W]	[Valid=7135 /-] [Invalid=0 /-]		
Definition	Biological, fostered and adopted children for Congo and Ghana		
Notes	Variable calculated from the following variables: - a3 (Relation with the HH head) - a4 (Living in the HH) Stata program: gen childHH=0 replace childHH=1 if (inlist(a3_1,4,16) & a4==1) (inlist(a3_2,4,16) & /// a4==1)		
Value	Label	Cases	Percentage
0	No	5022	70.4%
1	Yes	2113	29.6%
Warning: these figures indicate the number of cases found in the data file. They cannot be interpreted as summary statistics of the population of interest.			
# hchildin: Number of children of the HH head living in the HH			
Information	[Type= continuous] [Format=numeric] [Range= 0-17] [Missing=*]		
Statistics [NW/ W]	[Valid=7135 /-] [Invalid=0 /-] [Mean=2.152 /-] [StdDev=1.856 /-]		
Notes	Variable calculated from the following variables: - n_menage (Household number) - childhh (Children of the HH head living in the HH) Stata program: sort n_menage egen hchildin=sum(childHH), by(n_menage)		
# childage: Age class of the HH head children living in the HH			
Information	[Type= discrete] [Format=numeric] [Range= 1-2147483624] [Missing=*]		
Statistics [NW/ W]	[Valid=2112 /-] [Invalid=5023 /-]		
Notes	Variable calculated from the following variables: - q3age (Age) - childhh (Children of the HH head living in the HH) Stata program: gen childage=. replace childage=1 if childHH==1 & q3age<5 replace childage=2 if childHH==1 & q3age>=5 & q3age<12 replace childage=3 if childHH==1 & q3age>=12 & /// !inlist(q3age,7777,8888,9999,.)		

# childage: Age class of the HH head children living in the HH			
Value	Label	Cases	Percentage
1	From 0 to 4 years old	288	13.6%
2	From 5 to 11 years old	482	22.8%
3	12 years old and more	1342	63.5%
Sysmiss		5023	
Warning: these figures indicate the number of cases found in the data file. They cannot be interpreted as summary statistics of the population of interest.			
# hchild04: Number of children from 0 to 4 years old living in the HH			
Information	[Type= continuous] [Format=numeric] [Range= 0-5] [Missing=*]		
Statistics [NW/ W]	[Valid=7135 /-] [Invalid=0 /-] [Mean=0.255 /-] [StdDev=0.567 /-]		
Notes	Variable calculated from the following variables: - n_menage (Household number) - childage (Age class of the HH head children living in the HH) Stata program: tab childage, gen(childage_dum) egen hchild04=sum(childage_dum1), by(n_menage) drop childage_dum1		
# hchild511: Number of children from 5 to 12 years old living in the HH			
Information	[Type= continuous] [Format=numeric] [Range= 0-7] [Missing=*]		
Statistics [NW/ W]	[Valid=7135 /-] [Invalid=0 /-] [Mean=0.456 /-] [StdDev=0.769 /-]		
Notes	Variable calculated from the following variables: - n_menage (Household number) - childage (Age class of the HH head children living in the HH) Stata program: tab childage, gen(childage_dum) egen hchild511=sum(childage_dum2), by(n_menage) drop childage_dum2		
# hchild12: Number of children from 12 years old & plus living in the HH			
Information	[Type= continuous] [Format=numeric] [Range= 0-16] [Missing=*]		
Statistics [NW/ W]	[Valid=7135 /-] [Invalid=0 /-] [Mean=1.44 /-] [StdDev=1.665 /-]		
Notes	Variable calculated from the following variables: - n_menage (Household number) - childage (Age class of the HH head children living in the HH) Stata program: tab childage, gen(childage_dum) egen hchild12=sum(childage_dum3), by(n_menage) drop childage_dum3		
# childouthh: Children of the HH head living outside the HH			
Information	[Type= discrete] [Format=numeric] [Range= 0-2147483624] [Missing=*]		
Statistics [NW/ W]	[Valid=7135 /-] [Invalid=0 /-]		
Notes	Variable calculated from the following variables: - a3 (Relation with the HH head) - a4 (Living in the HH) Stata program: gen childouthHH=0 replace childouthHH=1 if (inlist(a3_1,4,16) & a4==0) (inlist(a3_2,4,16) /// & a4==0)		
Value	Label	Cases	Percentage
0	No	5889	82.5%

# childouthh: Children of the HH head living outside the HH			
Value	Label	Cases	Percentage
1	Yes	1246	<div><div></div></div> 17.5%
Warning: these figures indicate the number of cases found in the data file. They cannot be interpreted as summary statistics of the population of interest.			
# hchildout: Number of children of the HH head living outside the HH			
Information	[Type= continuous] [Format=numeric] [Range= 0-19] [Missing=*]		
Statistics [NW/ W]	[Valid=7135 /-] [Invalid=0 /-] [Mean=1.443 /-] [StdDev=2.015 /-]		
Notes	Variable calculated from the following variables: - n_menage (Household number) - childouthh (Children of the HH head living outside the HH) Stata program: sort n_menage egen hchildout=sum(childoutHH), by(n_menage)		
# migchild: Children of the HH head living abroad			
Information	[Type= discrete] [Format=numeric] [Range= 0-2147483624] [Missing=*]		
Statistics [NW/ W]	[Valid=7135 /-] [Invalid=0 /-]		
Notes	Variable calculated from the following variables: - a3 (Relation with the HH head) - a10 (Is Ego currently living abroad?) Stata program: gen migchild=0 replace migchild=1 if (inlist(a3_1,4,16) & a10==1) (inlist(a3_2,4,16) & /// a10==1)		
Value	Label	Cases	Percentage
0	No	6861	<div><div></div></div> 96.2%
1	Yes	274	<div><div></div></div> 3.8%
Warning: these figures indicate the number of cases found in the data file. They cannot be interpreted as summary statistics of the population of interest.			
# hmigchild: Number of children of HH head living abroad			
Information	[Type= continuous] [Format=numeric] [Range= 0-11] [Missing=*]		
Statistics [NW/ W]	[Valid=7135 /-] [Invalid=0 /-] [Mean=0.334 /-] [StdDev=0.904 /-]		
Notes	Variable calculated from the following variables: - n_menage (Household number) - migchild (Children of the HH head living abroad) Stata program: sort n_menage egen hmigchild=sum(migchild), by(n_menage)		
# migs: Son of the HH head living abroad			
Information	[Type= discrete] [Format=numeric] [Range= 0-2147483624] [Missing=*]		
Statistics [NW/ W]	[Valid=7135 /-] [Invalid=0 /-]		
Notes	Variable calculated from the following variables: - a1 (Sex) - a3 (Relation with the HH head) - a10 (Is Ego currently living abroad?) Stata program: gen migs=0 replace migs=1 if (a1==1 & inlist(a3_1,4,16) & a10==1) (a1==1 & /// inlist(a3_2,4,16) & a10==1)		
Value	Label	Cases	Percentage
0	No	6980	<div><div></div></div> 97.8%
1	Yes	155	<div><div></div></div> 2.2%

# migs: Son of the HH head living abroad			
Warning: these figures indicate the number of cases found in the data file. They cannot be interpreted as summary statistics of the population of interest.			
# hmigsons: Number of sons of the HH head living abroad			
Information	[Type= continuous] [Format=numeric] [Range= 0-5] [Missing=*]		
Statistics [NW/ W]	[Valid=7135 /-] [Invalid=0 /-] [Mean=0.191 /-] [StdDev=0.578 /-]		
Notes	Variable calculated from the following variables: - n_menage (Household number) - migs (Son of the HH head living abroad) Stata program: sort n_menage egen hmigsons=sum(migs), by(n_menage)		
# migd: Daughter of the HH head living abroad			
Information	[Type= discrete] [Format=numeric] [Range= 0-2147483624] [Missing=*]		
Statistics [NW/ W]	[Valid=7135 /-] [Invalid=0 /-]		
Notes	Variable calculated from the following variables: - a1 (Sex) - a3 (Relation with the HH head) - a10 (Is Ego currently living abroad?) Stata program: gen migd=0 replace migd=1 if (a1==2 & inlist(a3_1,4,16) & a10==1) (a1==2 & /// inlist(a3_2,4,16) & a10==1)		
Value	Label	Cases	Percentage
0	No	7016	98.3%
1	Yes	119	1.7%
Warning: these figures indicate the number of cases found in the data file. They cannot be interpreted as summary statistics of the population of interest.			
# hmigdaughters: Number of daughters of the HH head living abroad			
Information	[Type= continuous] [Format=numeric] [Range= 0-6] [Missing=*]		
Statistics [NW/ W]	[Valid=7135 /-] [Invalid=0 /-] [Mean=0.144 /-] [StdDev=0.497 /-]		
Notes	Variable calculated from the following variables: - n_menage (Household number) - migd (Daughter of the HH head living abroad) Stata program: sort n_menage egen hmigdaughters = sum(migd), by(n_menage)		
# out_spouse: Partner of the HH head living outside the HH			
Information	[Type= discrete] [Format=numeric] [Range= 0-2147483624] [Missing=*]		
Statistics [NW/ W]	[Valid=7135 /-] [Invalid=0 /-]		
Notes	Variable calculated from the following variables: - a3 (Relation with the HH head) - a4 (Living in the HH) Stata program: gen out_spouse=0 replace out_spouse=1 if (inlist(a3_1,2,3) & a4==0) (inlist(a3_2,2,3) & /// a4==0)		
Value	Label	Cases	Percentage
0	No	6988	97.9%
1	Yes	147	2.1%
Warning: these figures indicate the number of cases found in the data file. They cannot be interpreted as summary statistics of the population of interest.			

# hspout: Number of partners of the HH head living outside the HH, whatever the country of residence			
Information		[Type= continuous] [Format=numeric] [Range= 0-2] [Missing=*]	
Statistics [NW/ W]		[Valid=7135 /-] [Invalid=0 /-] [Mean=0.112 /-] [StdDev=0.32 /-]	
Notes		Variable calculated from the following variables: - n_menage (Household number) - out_spouse (Partner of the HH head living outside the HH) Stata program: sort n_menage egen hspout=sum(out_spouse), by(n_menage)	
# migspouse: Partner of the HH head living abroad			
Information		[Type= discrete] [Format=numeric] [Range= 0-2147483624] [Missing=*]	
Statistics [NW/ W]		[Valid=7135 /-] [Invalid=0 /-]	
Notes		Variable calculated from the following variables: - a3 (Relation with the HH head) - a10 (Is Ego currently living abroad?) Stata program: gen migspouse=0 replace migspouse=1 if (inlist(a3_1,2,3) & a10==1) (inlist(a3_2,2,3) & /// a10==1)	
Value	Label	Cases	Percentage
0	No	6989	<div><div></div></div> 98.0%
1	Yes	146	<div><div></div></div> 2.0%
Warning: these figures indicate the number of cases found in the data file. They cannot be interpreted as summary statistics of the population of interest.			
# hmigspcm: Number of partners of the HH head living abroad			
Information		[Type= continuous] [Format=numeric] [Range= 0-2] [Missing=*]	
Statistics [NW/ W]		[Valid=7135 /-] [Invalid=0 /-] [Mean=0.112 /-] [StdDev=0.32 /-]	
Notes		Variable calculated from the following variables: - n_menage (Household number) - migspouse (Partner of the HH head living abroad) Stata program: sort n_menage egen hmigspcm=sum(migspouse), by(n_menage)	
# migsp_any: Partner of someone in the HH living abroad			
Information		[Type= discrete] [Format=numeric] [Range= 0-2147483624] [Missing=*]	
Statistics [NW/ W]		[Valid=7135 /-] [Invalid=0 /-]	
Notes		Variable calculated from the following variable: - a8b (Is he/she the partner of someone living in the HH?) Stata program: gen migsp_any=0 replace migsp_any=1 if a8b==1	
Value	Label	Cases	Percentage
0	No	6962	<div><div></div></div> 97.6%
1	Yes	173	<div><div></div></div> 2.4%
Warning: these figures indicate the number of cases found in the data file. They cannot be interpreted as summary statistics of the population of interest.			
# hmigspotot: Total number of partners living abroad			
Information		[Type= continuous] [Format=numeric] [Range= 0-4] [Missing=*]	
Statistics [NW/ W]		[Valid=7135 /-] [Invalid=0 /-] [Mean=0.149 /-] [StdDev=0.356 /-]	
Definition		Partners of the HH head or of the other members of the HH living abroad	

# hmigsptot: Total number of partners living abroad	
Notes	<p>Variable calculated from the following variables:</p> <ul style="list-style-type: none"> - n_menage (Household number) - migsp_any (Partner of someone in the HH living abroad) <p>Stata program: sort n_menage egen hmigsptot=sum(migsp_any), by(n_menage)</p>
# hmigothet: Number of persons living abroad and keeping regular contacts	
Information	[Type= continuous] [Format=numeric] [Range= 0-8] [Missing=*]
Statistics [NW/ W]	[Valid=7110 /-] [Invalid=25 /-] [Mean=0.881 /-] [StdDev=1.319 /-]
Definition	Total number of persons living abroad and keeping regular contacts with the HH during the 12 months before the survey (excluding of the other migrants category - partners, children)
Notes	<p>Variable calculated from the following variables:</p> <ul style="list-style-type: none"> - hmigchild (Number of children of HH head abroad) - hmigsptot (Total number of partners living abroad) - hmitot (Total number of persons living outside Ghana, whatever the country of residence) <p>Stata program: gen hmigothet=hmitot-hmigchild-hmigsptot</p>
# hmitot: Total number of persons living outside Ghana, whatever the country of residence	
Information	[Type= continuous] [Format=numeric] [Range= 0-11] [Missing=*]
Statistics [NW/ W]	[Valid=7135 /-] [Invalid=0 /-] [Mean=1.358 /-] [StdDev=1.596 /-]
Definition	(hmigothet + hmigsptot + hmigchild)
Notes	<p>Variable calculated from the following variables:</p> <ul style="list-style-type: none"> - n_menage (Household number) - pmigrant (Current migrants: individuals outside HH living outside Senegal) <p>Stata program: sort n_menage egen hmitot=sum(pmigrant), by(n_menage)</p>
# hmigafr: Number of HH persons living in Africa, excluding Ghana	
Information	[Type= continuous] [Format=numeric] [Range= 0-5] [Missing=*]
Statistics [NW/ W]	[Valid=7135 /-] [Invalid=0 /-] [Mean=0.159 /-] [StdDev=0.581 /-]
Notes	<p>Variable calculated from the following variables:</p> <ul style="list-style-type: none"> - n_menage (Household number) - pmig_region (Residence region of the current migrants) <p>Stata program: sort n_menage tab pmig_region, gen(migreg) egen hmigafr=sum(migreg1), by(n_menage) drop migreg1</p>
# hmigeur: Number of HH persons living in Europe	
Information	[Type= continuous] [Format=numeric] [Range= 0-8] [Missing=*]
Statistics [NW/ W]	[Valid=7135 /-] [Invalid=0 /-] [Mean=0.611 /-] [StdDev=1.057 /-]
Notes	<p>Variable calculated from the following variables:</p> <ul style="list-style-type: none"> - n_menage (Household number) - pmig_region (Residence region of the current migrants) <p>Stata program: sort n_menage tab pmig_region, gen(migreg) egen hmigeur=sum(migreg2), by(n_menage) drop migreg2</p>

# hmigrester: Number of HH persons living outside Ghana, neither Africa, nor Europe			
Information	[Type= continuous] [Format=numeric] [Range= 0-5] [Missing=*]		
Statistics [NW/ W]	[Valid=7135 /-] [Invalid=0 /-] [Mean=0.571 /-] [StdDev=1.069 /-]		
Notes	Variable calculated from the following variables: - n_menage (Household number) - pmig_region (Residence region of the current migrants) Stata program: sort n_menage tab pmig_region, gen(migreg) egen hmigrester=sum(migreg3), by(n_menage) drop migreg3		
# hmigret: Number of migrants back in the HH			
Information	[Type= continuous] [Format=numeric] [Range= 0-8] [Missing=*]		
Statistics [NW/ W]	[Valid=7135 /-] [Invalid=0 /-] [Mean=0.398 /-] [StdDev=0.672 /-]		
Definition	Individuals which have lived abroad for at least one year		
Notes	Variable calculated from the following variables: - n_menage (Household number) - preturn (Return migrants) Stata program: sort n_menage egen hmigret=sum(preturn), by(n_menage)		
# hreturn: HH with return migrants			
Information	[Type= discrete] [Format=numeric] [Range= 0-2147483624] [Missing=*]		
Statistics [NW/ W]	[Valid=7135 /-] [Invalid=0 /-]		
Notes	Variable calculated from the following variable: - hmigret (Number of migrants back in the HH) Stata program: gen hreturn=0 replace hreturn=1 if hmigret>0 & !inlist(hmigret,7777,8888,9999,..)		
Value	Label	Cases	Percentage
0	No	4886	<div></div> 68.5%
1	Yes	2249	<div></div> 31.5%
Warning: these figures indicate the number of cases found in the data file. They cannot be interpreted as summary statistics of the population of interest.			
# hmigrant: HH with actual migrants			
Information	[Type= discrete] [Format=numeric] [Range= 0-2147483624] [Missing=*]		
Statistics [NW/ W]	[Valid=7135 /-] [Invalid=0 /-]		
Notes	Variable calculated from the following variable: - hmigtot (Total number of persons living outside Ghana, whatever the country of residence) Stata program: gen hmigrant=0 replace hmigrant=1 if hmigtot>0 & !inlist(hmigtot,7777,8888,9999,..)		
Value	Label	Cases	Percentage
0	No	2752	<div></div> 38.6%
1	Yes	4383	<div></div> 61.4%
Warning: these figures indicate the number of cases found in the data file. They cannot be interpreted as summary statistics of the population of interest.			
# hnonmig: HH which have never had migrants			
Information	[Type= discrete] [Format=numeric] [Range= 0-2147483624] [Missing=*]		

# hnonmig: HH which have never had migrants			
Statistics [NW/ W]		[Valid=7135 /-] [Invalid=0 /-]	
Notes		Variable calculated from the following variables: - hmigtot (Total number of persons living outside Ghana, whatever the country of residence) - hmigret (Number of migrants back in the HH) Stata program: gen hnonmig=0 replace hnonmig=1 if hmigtot==0 & hmigret==0	
Value	Label	Cases	Percentage
0	No	5049	<div></div> 70.8%
1	Yes	2086	<div></div> 29.2%
Warning: these figures indicate the number of cases found in the data file. They cannot be interpreted as summary statistics of the population of interest.			
# worker: Individual with a professional activity			
Information		[Type= discrete] [Format=numeric] [Range= 0-2147483624] [Missing=*]	
Statistics [NW/ W]		[Valid=7135 /-] [Invalid=0 /-]	
Notes		Variable calculated from the following variable: - a19 (Current occupation) Stata program: gen worker=0 replace worker=1 if a19==1	
Value	Label	Cases	Percentage
0	No	3521	<div></div> 49.3%
1	Yes	3614	<div></div> 50.7%
Warning: these figures indicate the number of cases found in the data file. They cannot be interpreted as summary statistics of the population of interest.			
# hworkers: Number of persons living in the HH with a professional activity			
Information		[Type= continuous] [Format=numeric] [Range= 0-13] [Missing=*]	
Statistics [NW/ W]		[Valid=7135 /-] [Invalid=0 /-] [Mean=3.664 /-] [StdDev=2.222 /-]	
Notes		Variable calculated from the following variables: - n_menage (Household number) - worker (Individual with a professional activity) Stata program: sort n_menage egen hworkers=sum(worker), by(n_menage)	
# exp_fact_men: Inflating factor household			
Information		[Type= continuous] [Format=numeric] [Range= 45.3748550415039-4454.42529296875] [Missing=*]	
Statistics [NW/ W]		[Valid=7135 /-] [Invalid=0 /-] [Mean=822.815 /-] [StdDev=987.432 /-]	

# weight_hhd: Normalized weight by HH	
Information	[Type= continuous] [Format=numeric] [Range= 0.0910938605666161-4.02447366714478] [Missing=*]
Statistics [NW/ W]	[Valid=7135 /-] [Invalid=0 /-]
Definition	Represents normalized weights to be used in the analyses related to the household data, whatever the file used.

File : gh_qb_general			
# ident: Biographic individual identifier			
Information		[Type= discrete] [Format=character] [Missing=*]	
Statistics [NW/ W]		[Valid=1666 /-] [Invalid=0 /-]	
Definition		Individual identifiant = 1st letter of country + n° of questionnaire compost	
# id_country: Country of the survey			
Information		[Type= discrete] [Format=character] [Missing=*]	
Statistics [NW/ W]		[Valid=1666 /-] [Invalid=0 /-]	
Definition		Country where the data was collected: - G = Ghana - N = Netherlands - U = United Kingdom	
Value	Label	Cases	Percentage
G		1244	<div></div> 74.7%
N		273	<div></div> 16.4%
U		149	<div></div> 8.9%
Warning: these figures indicate the number of cases found in the data file. They cannot be interpreted as summary statistics of the population of interest.			
# n_menage: ID of the HH			
Information		[Type= continuous] [Format=numeric] [Range= 3-1319] [Missing=*]	
Statistics [NW/ W]		[Valid=1244 /-] [Invalid=422 /-]	
Definition		Household ID Only available for Africa	
# n_indiv: ID of the individual in the HH			
Information		[Type= continuous] [Format=numeric] [Range= 0-36] [Missing=*]	
Statistics [NW/ W]		[Valid=1244 /-] [Invalid=422 /-]	
Definition		ID of each individual within her/his household Only available for Africa	
# num_dr: DR number			
Information		[Type= discrete] [Format=numeric] [Range= 1-58] [Missing=*]	
Statistics [NW/ W]		[Valid=1184 /-] [Invalid=482 /-]	
Definition		Survey area ID Only available for Africa	
Value	Label	Cases	Percentage
1		14	<div></div> 1.2%
2		18	<div></div> 1.5%
3		17	<div></div> 1.4%
4		14	<div></div> 1.2%
5		5	<div></div> 0.4%
6		20	<div></div> 1.7%
7		24	<div></div> 2.0%
8		15	<div></div> 1.3%
9		13	<div></div> 1.1%
10		15	<div></div> 1.3%
11		15	<div></div> 1.3%
13		18	<div></div> 1.5%

File : gh_qb_general

num_dr: DR number

Value	Label	Cases	Percentage
14		15	1.3%
15		18	1.5%
16		13	1.1%
17		16	1.4%
18		11	0.9%
19		14	1.2%
20		14	1.2%
21		5	0.4%
22		14	1.2%
23		22	1.9%
24		9	0.8%
25		18	1.5%
26		11	0.9%
27		13	1.1%
28		15	1.3%
30		21	1.8%
31		14	1.2%
32		14	1.2%
33		16	1.4%
35		14	1.2%
36		21	1.8%
37		9	0.8%
38		3	0.3%
39		15	1.3%
40		20	1.7%
41		4	0.3%
42		8	0.7%
43		13	1.1%
44		23	1.9%
45		10	0.8%
46		10	0.8%
47		15	1.3%
48		14	1.2%
49		20	1.7%
50		13	1.1%
51		15	1.3%
52		10	0.8%
53		4	0.3%
54		9	0.8%
55		14	1.2%
56		8	0.7%
57		26	2.2%
58		16	1.4%

File : gh_qb_general

num_dr: DR number

Value	Label	Cases	Percentage
60		19	1.6%
61		21	1.8%
62		8	0.7%
63		10	0.8%
64		26	2.2%
65		23	1.9%
66		23	1.9%
67		12	1.0%
68		24	2.0%
69		27	2.3%
70		19	1.6%
71		23	1.9%
72		21	1.8%
73		26	2.2%
74		22	1.9%
75		5	0.4%
76		22	1.9%
77		29	2.4%
78		16	1.4%
79		20	1.7%
80		13	1.1%
Sysmiss		482	

Warning: these figures indicate the number of cases found in the data file. They cannot be interpreted as summary statistics of the population of interest.

strata_area: Strata - DR level

Information	[Type= discrete] [Format=numeric] [Range= 1-10] [Missing=*]
Statistics [NW/ W]	[Valid=1226 /-] [Invalid=440 /-]
Definition	Region area Only available for Africa

Value	Label	Cases	Percentage
1	Accra	838	68.4%
2	Kumasi	388	31.6%
Sysmiss		440	

Warning: these figures indicate the number of cases found in the data file. They cannot be interpreted as summary statistics of the population of interest.

strata_hh: Strata - household level

Information	[Type= discrete] [Format=numeric] [Range= 0-2] [Missing=*]
Statistics [NW/ W]	[Valid=1226 /-] [Invalid=440 /-]
Definition	Stratification by household migrant status according to the screening survey Only available for Africa

Value	Label	Cases	Percentage
0	HH with no migrant	553	45.1%
1	HH with returnee(s)	189	15.4%
2	HH with current migrant(s)	484	39.5%

File : gh_qb_general

strata_hh: Strata - household level

Value	Label	Cases	Percentage
Sysmiss		440	

Warning: these figures indicate the number of cases found in the data file. They cannot be interpreted as summary statistics of the population of interest.

strata_ind: Strata - individual level

Information	[Type= discrete] [Format=numeric] [Range= 1-3] [Missing=*]
Statistics [NW/ W]	[Valid=1218 /-] [Invalid=448 /-]
Definition	3 strata according to the individuals' migratory status Only available for Africa

Value	Label	Cases	Percentage
1	Return migrant	299	24.5%
2	Partner of a migrant	113	9.3%
3	Other non migrant	806	66.2%
Sysmiss		448	

Warning: these figures indicate the number of cases found in the data file. They cannot be interpreted as summary statistics of the population of interest.

source: Recruitment

Information	[Type= discrete] [Format=numeric] [Range= 0-2147483624] [Missing=*]
Statistics [NW/ W]	[Valid=1618 /-] [Invalid=48 /-]

Value	Label	Cases	Percentage
0	Households in Africa	1244	76.9%
1	Snow-balling	35	2.2%
2	Public place	69	4.3%
3	Association	40	2.5%
4	Interviewer's contact	167	10.3%
9	Other	63	3.9%
Sysmiss		48	

Warning: these figures indicate the number of cases found in the data file. They cannot be interpreted as summary statistics of the population of interest.

regionenq: Region of the survey

Information	[Type= discrete] [Format=numeric] [Range= 1-49] [Missing=*]
Statistics [NW/ W]	[Valid=1665 /-] [Invalid=1 /-]

Value	Label	Cases	Percentage
1	DRENTHE	0	
2	FLEVOLAND	13	0.8%
3	FRIESLAND	0	
4	GELDERLAND	0	
5	GRONINGEN	0	
6	LIMBURG	0	
7	NORTH BRABANT	2	0.1%
8	NORTH HOLLAND	209	12.6%
9	OVERIJSEL	0	
10	SOUTH HOLLAND	48	2.9%
11	ULTRICHT	0	
12	ZEELAND	0	

File : gh_qb_general

regionenq: Region of the survey

Value	Label	Cases	Percentage
13	BEDFORDSHIRE AND HERTFORDSHIRE	1	0.1%
14	BERKSHIRE,BUCKINGHAMSHIRE AND OXFORDSHIRE	1	0.1%
15	CHESHIRE	0	
16	CORNWALL AND ISLES OF SCILLY	0	
17	CUMBRIA	0	
18	DERBYSHIRE AND NOTTINGHAMSHIRE	3	0.2%
19	DEVON	0	
20	DORSET AND SOMERSET	0	
21	EAST ANGLIA	1	0.1%
22	EAST WALES	0	
23	EAST YORKSHIRE AND NORTHERN LINCOLNSHIRE	0	
24	EASTERN SCOTLAND	1	0.1%
25	ESSEX	0	
26	GLOUCESTERSHIRE,WILTSHIRE AND BRISTOL/BATH AREA	0	
27	GREATER MANCHESTER	0	
28	HAMPSHIRE AND ISLE OF WIGHT	0	
29	HEREFORDSHIRE,WORCESTERSHIRE AND WARWICKSHIRE	0	
30	HIGHLANDS AND ISLANDS	0	
31	INNER LONDON	69	4.1%
32	KENT	1	0.1%
33	LANCASHIRE	7	0.4%
34	LEICESTERSHIRE,RUTLAND AND NORTHAMPTONSHIRE	1	0.1%
35	LINCOLNSHIRE	0	
36	MERSEYSIDE	0	
37	NORTH EASTERAN SCOTLAND	0	
38	NORTH YORCKSHIRE	0	
39	NORTHERN IRELAND	0	
40	NORTHUMBERLAND AND TYNE AND WEAR	0	
41	OUTER LONDON	47	2.8%
42	SHROPSHIRE AND STAFFORDSHIRE	0	
43	SOUTH WESTERN SCOTLAND	1	0.1%
44	SOUTH YORKSHIRE	0	
45	SURREY,EAST AND WEST SUSSEX	14	0.8%
46	TEES VALLEY AND DURHAM	0	
47	WEST MIDLANDS	0	
48	WEST WALES AND THE VALLEYS	0	
49	WEST YORKSHIRE	2	0.1%
101	ACCRA REGION	847	50.9%
102	KUMASI REGION	397	23.8%
Sysmiss		1	

Warning: these figures indicate the number of cases found in the data file. They cannot be interpreted as summary statistics of the population of interest.

File : gh_qb_general

quartier: Survey district

Information [Type= discrete] [Format=character] [Missing=*/.b]

Statistics [NW/ W] [Valid=1592 /-] [Invalid=74 /-]

Value	Label	Cases	Percentage
01		14	0.9%
02		18	1.1%
03		18	1.1%
04		13	0.8%
05		6	0.4%
06		19	1.2%
07		24	1.5%
08		16	1.0%
09		14	0.9%
10		17	1.1%
11		19	1.2%
13		20	1.3%
14		16	1.0%
15		18	1.1%
16		13	0.8%
17		17	1.1%
18		11	0.7%
19		14	0.9%
20		14	0.9%
21		5	0.3%
22		13	0.8%
23		24	1.5%
24		7	0.4%
25		18	1.1%
26		12	0.8%
27		13	0.8%
28		15	0.9%
29		2	0.1%
30		20	1.3%
31		14	0.9%
32		14	0.9%
33		18	1.1%
34		2	0.1%
35		14	0.9%
36		21	1.3%
37		12	0.8%
38		15	0.9%
39		18	1.1%
40		19	1.2%
41		8	0.5%
42		8	0.5%

File : gh_qb_general

quartier: Survey district

Value	Label	Cases	Percentage
43		13	0.8%
44		22	1.4%
45		10	0.6%
46		12	0.8%
47		15	0.9%
48		14	0.9%
49		20	1.3%
50		12	0.8%
51		15	0.9%
52		8	0.5%
53		10	0.6%
54		8	0.5%
55		14	0.9%
56		8	0.5%
57		26	1.6%
58		16	1.0%
59		2	0.1%
60		19	1.2%
61		11	0.7%
62		7	0.4%
63		12	0.8%
64		26	1.6%
65		18	1.1%
66		23	1.4%
67		11	0.7%
68		5	0.3%
69		27	1.7%
70		18	1.1%
71		23	1.4%
72		21	1.3%
73		18	1.1%
74		21	1.3%
75		8	0.5%
76		23	1.4%
77		22	1.4%
79		22	1.4%
80		13	0.8%
A. NORTH		1	0.1%
ACCRA		1	0.1%
ADIEMBRA		2	0.1%
ADIEMBRA/ KMA		1	0.1%
ADIS COMBE		1	0.1%








































File : gh_qb_general

quartier: Survey district

Value	Label	Cases	Percentage
ALMERE BUITEN		2	0.1%
ALMERE MUZIEKLIJIC		1	0.1%
ALMERE MUZIEKWIJK		1	0.1%
ALMERE SIAD		1	0.1%
ALMERE STAD		2	0.1%
ALMERE- BUITEN		1	0.1%
AMA		1	0.1%
AMSTEL		2	0.1%
AMSTELVEEN		1	0.1%
AMSTERDAM		3	0.2%
AMSTERDAM CENTRAL		1	0.1%
AMSTERDAM NOORD		4	0.3%
AMSTERDAM NORD		1	0.1%
AMSTERDAM NORRD		1	0.1%
AMSTERDAM NORTH		7	0.4%
AMSTERDAM OOST		2	0.1%
AMSTERDAM POORT		1	0.1%
AMSTERDAM WEST		1	0.1%
AMSTREDAM NOORD		1	0.1%
ASHANTI		7	0.4%
BADHOEVEDOI		2	0.1%
BALHAM		1	0.1%
BAR EN LOMME		1	0.1%
BARKING		1	0.1%
BECKTON		1	0.1%
BERESTELAAN		2	0.1%
BIJLMER		88	5.5%
BIJLMER H- BLOK		1	0.1%
BIJLMER- GAMZEMHOF		1	0.1%
BIJLMERDREEF		1	0.1%
BIJLMERMEER		2	0.1%
BIJLMERMEER_		1	0.1%

File : gh_qb_general

quartier: Survey district

Value	Label	Cases	Percentage
BIJMER		11	 0.7%
BILJMER		10	 0.6%
BILJMER, ZUID OOST		1	 0.1%
BLACKFRIARS		1	 0.1%
BLIJME		1	 0.1%
BREMAN		5	 0.3%
BRIXTON		10	 0.6%
BRIXTON HILL		1	 0.1%
BROCKLEY		1	 0.1%
BUIKSLOTERR		1	 0.1%
BULLEWIJK		1	 0.1%
BYIMER		1	 0.1%
BYLMER		1	 0.1%
BYMER		1	 0.1%
Bijlmer		2	 0.1%
CAMBERWELL		3	 0.2%
CAMBEWELL		1	 0.1%
CANADA WATER		1	 0.1%
CANNING		1	 0.1%
CANNING TOWN		1	 0.1%
CENTRE		1	 0.1%
CHINGFORD		1	 0.1%
CLAPHAM		1	 0.1%
CLAPHAM COMMON		2	 0.1%
CLAPTON		1	 0.1%
COLLIERS WOOD		1	 0.1%
DAGENHAM		1	 0.1%
DAPPERBUURT		1	 0.1%
DEMNISTOUN		1	 0.1%
DEN HAAG		3	 0.2%
DEVON ROAD		1	 0.1%
DIEMEN		5	 0.3%
DUNSTABLE		1	 0.1%
EASDEN		1	 0.1%
EDGEWARE		1	 0.1%
EDMONTON		2	 0.1%
ELEPHANT AND CASTLE		2	 0.1%
ENFIELD		1	 0.1%
FOREST HILL		1	 0.1%








































File : gh_qb_general

quartier: Survey district

Value	Label	Cases	Percentage
FULHAM		2	0.1%
GANZENHOEF		1	0.1%
GAZENHOEF		2	0.1%
GEIN		1	0.1%
GENSENHOF		1	0.1%
GLASGOW		1	0.1%
GREENWICH		1	0.1%
HANGLETON		1	0.1%
HARDWICK WAY		1	0.1%
HARROW ON THE HILL		1	0.1%
HOEFKADE		2	0.1%
HOFENDRECHT		1	0.1%
HOGVECHT		1	0.1%
HOLENDRECHT		1	0.1%
HOLENDRECT		2	0.1%
HOLLAND SPOOR		2	0.1%
HOLLANDSE SPON		2	0.1%
HOLLANDSE SPOR		1	0.1%
HONLAU SPOOR		1	0.1%
HOVE		1	0.1%
HULME		1	0.1%
ILFORD		1	0.1%
KANTERSHOF		1	0.1%
KENNINGTON		2	0.1%
KENSINGTON		1	0.1%
KORTNAERKAI		1	0.1%
KRAALERNEST		1	0.1%
KRAANEST		1	0.1%
KRAIENEST		1	0.1%
KRIAANEST		1	0.1%
KUMASI		3	0.2%
KUMASI (OFORIKROM)		3	0.2%
KUMASI (TAFO)-KMA		1	0.1%
KUMASI/ K.M.A		1	0.1%
KUMASI/ K.M.A (ADIEMBRA)		2	0.1%

File : gh_qb_general

quartier: Survey district

Value	Label	Cases	Percentage
KUMASI/ K.M.A ADIEMBRA		3	 0.2%
LAAK		5	 0.3%
LAKWATIER		1	 0.1%
LEWISHAM		2	 0.1%
LEYTON		2	 0.1%
LEYTONSTONE		1	 0.1%
LEYWEG		1	 0.1%
MARNE		1	 0.1%
MARYLEBONE		1	 0.1%
MASTHOF		1	 0.1%
MIDDLESEX		1	 0.1%
MILL HILL		1	 0.1%
MITCHAM		3	 0.2%
MITCHAM EASTFIELD		1	 0.1%
MOERWIJK		1	 0.1%
MOLENWIJK		1	 0.1%
MORAKKANSTI		1	 0.1%
MUARISKADE		1	 0.1%
MUZIEKVLIJK		1	 0.1%
MUZIEKWIJK		1	 0.1%
NOORD		5	 0.3%
NORTH		1	 0.1%
NORTH EMFIELD		1	 0.1%
NORTH LAINES		1	 0.1%
NORTH OATH		1	 0.1%
NORTHOLT		1	 0.1%
NOTTINGHAMS		1	 0.1%
NUNHEAD		1	 0.1%
OFORI KROM		1	 0.1%
OFORIKROM		11	 0.7%
OLD TAFO		2	 0.1%
OOST		1	 0.1%
OOSTERPARK		1	 0.1%
OSDORP		1	 0.1%
OSDORP DE- AKEX		1	 0.1%
PARKWIJK		1	 0.1%
PECKHAM		1	 0.1%
PLAISTOW		3	 0.2%
POORT		1	 0.1%


File : gh_qb_general

quartier: Survey district

Value	Label	Cases	Percentage
PORTSLADE		1	0.1%
PRINZENHOF (LEIDSCHENDA		1	0.1%
REIGERBOS		2	0.1%
REIGERSBOS		1	0.1%
SAWABA		1	0.1%
SCHILDERSWIJ		3	0.2%
SCHILDERSWIL		1	0.1%
SELSDON		1	0.1%
SOUTH EAST		1	0.1%
SOUTH NORWOOD		2	0.1%
SOUTH WOODFORD		1	0.1%
SOUTHALL		1	0.1%
SOUTHGATE		1	0.1%
SOUTHWARK		1	0.1%
SPINTEX		2	0.1%
STATIONWEJ		1	0.1%
STOCKWELL		2	0.1%
STOKE NEWINGTON		1	0.1%
STRAFORD		1	0.1%
STRATFORD_		1	0.1%
STREATHAM		2	0.1%
SYDENHAM		2	0.1%
TAFO		9	0.6%
TAFO-KMA		2	0.1%
THAMESMEAD		2	0.1%
THE HAGUE		1	0.1%
THORNTON HEATH		1	0.1%
TOTTENHAM		2	0.1%
TUFNELL PARK		1	0.1%
UPTON PARK		1	0.1%
UXBRIDGE		1	0.1%
VAN LIMBURGSTRA		2	0.1%
VAN ZEGGELENLAA		1	0.1%
VOLANDEREWI AMSTERDAM NOORD		1	0.1%
VREDERUST		2	0.1%
VROLIKSTRAA		1	0.1%
WALLINGTON		2	0.1%

File : gh_qb_general

quartier: Survey district

Value	Label	Cases	Percentage
WALTHAMSTO		5	 0.3%
WALWORTH		3	 0.2%
WATERLOOPLE		1	 0.1%
WEMBLEY		1	 0.1%
WEST		1	 0.1%
WESTMINSTER		1	 0.1%
WIBANSTRAAT		1	 0.1%
WIMBLEDON		1	 0.1%
WOODFORD		1	 0.1%
WOODFORD BRIDGE		1	 0.1%
WOODFORD GREEN		1	 0.1%
WOOLWICH		1	 0.1%
ZUID OOST		1	 0.1%
ZUIDOOST		1	 0.1%
ZUIDOST		1	 0.1%
ashanti		1	 0.1%
.b		74	

Warning: these figures indicate the number of cases found in the data file. They cannot be interpreted as summary statistics of the population of interest.

villearr: Town of the survey

Information	[Type= discrete] [Format=character] [Missing=*/.b]		
Statistics [NW/ W]	[Valid=1654 /-] [Invalid=10 /-]		
Value	Label	Cases	Percentage
(AMA)		1	<div></div> 0.1%
(RUSSIA) ACCRA		1	<div></div> 0.1%
A M A		1	<div></div> 0.1%
A.M.A		19	<div></div> 1.1%
A.M.A (ASHAIMAN)		1	<div></div> 0.1%
A.M.A ASHAIMAN		1	<div></div> 0.1%
ABEKA		12	<div></div> 0.7%
ABEKA/AMA		2	<div></div> 0.1%
ABOABAO		1	<div></div> 0.1%
ABOABO		16	<div></div> 1.0%
ABOABO (K.M.A)		1	<div></div> 0.1%
ABOFU/ ACHIMOTA LEGON		1	<div></div> 0.1%
ACCRA		45	<div></div> 2.7%
ACCRA - NEW TOWN		2	<div></div> 0.1%

File : gh_qb_general

villearr: Town of the survey

Value	Label	Cases	Percentage
ACCRA - NEWTOWN		1	0.1%
ACCRA A.M.A		1	0.1%
ACCRA GA WEST		1	0.1%
ACCRA METRO		1	0.1%
ACCRA METRO AREA		1	0.1%
ACCRA NEW TOWN		2	0.1%
ACCRA NEWTOWN		5	0.3%
ACCRA-METRO AREA		2	0.1%
ACCRAI - NEW TOWN		1	0.1%
ADABRAKA		3	0.2%
ADABRAKA A.M.A		1	0.1%
ADABRAKA AMA		7	0.4%
ADENTA		4	0.2%
ADENTA EAST		1	0.1%
ADENTA EAST/A.M.A		1	0.1%
ADIEMBRA		2	0.1%
ADIEMBRA KUMASI KMA		1	0.1%
ADIEMBRA/ KUMASI		1	0.1%
ADOATO		5	0.3%
ADOWATO		3	0.2%
AFFUL KWANTA (K.M.A)		1	0.1%
AFFUL NKWANTA		2	0.1%
AFFUL NKWANTA K.M.A		1	0.1%
AFFUL NKWANTA KUMASI(KMA)		1	0.1%
AFFUL NKWANTA/ KMA		2	0.1%
AFFUL NKWANTA/ KUMASI		1	0.1%

File : gh_qb_general

villearr: Town of the survey

Value	Label	Cases	Percentage
AKWATIA LINE / KMA		1	0.1%
ALAJO		18	1.1%
ALAJO/A.M.A		1	0.1%
ALMERE		14	0.8%
AMA		136	8.2%
AMA / NYANIBA		1	0.1%
AMA ACCRA		1	0.1%
AMA(N. KANESHIE)		1	0.1%
AMA/ASYLUM DOWN		1	0.1%
AMA/LABONE		2	0.1%
AMA/LARTE BIOKORSHIE		1	0.1%
AMA/ ODORKOR		1	0.1%
AMA/TAIFA		1	0.1%
AMSTELVEEN		1	0.1%
AMSTERDAM		208	12.6%
ANYA GA SOUTH		1	0.1%
ANYAA		4	0.2%
ANYAA GA SOUTH		1	0.1%
ANYAH		3	0.2%
ANYAH GA SOUTH		5	0.3%
APRADE		2	0.1%
ASH TOWN		14	0.8%
ASH TOWN(K.M.A)		1	0.1%
ASH TOWN(K.M.A.)		1	0.1%
ASHAIMAN		15	0.9%
ASHAIMAN MUNICIPALITY		1	0.1%
ASHAIMAN/ ASHAIMAN MUNICIPALITY		1	0.1%
ASHANTI		50	3.0%
ASHIAMAN		25	1.5%
ASHIAMAN MUNICIPALITY		1	0.1%
ASHNTI		1	0.1%
ASHONGMAN		4	0.2%
ASHONGMAN ESTATE /		8	0.5%

File : gh_qb_general

villearr: Town of the survey

Value	Label	Cases	Percentage
ADENTA MADINA			
ASHONGMAN(C WEST)		1	0.1%
ASHONGMAN/ AMA		2	0.1%
ASYLUM		1	0.1%
ASYLUM DOWN		10	0.6%
ATONSU		16	1.0%
ATONSU BOKORO		2	0.1%
BARKING AND DAGENHAM		2	0.1%
BARNET		1	0.1%
BECKTON		1	0.1%
BIG ADA		19	1.1%
BOHYEN		15	0.9%
BOKORO		1	0.1%
BOKRO (ATONSU)		1	0.1%
BOKROM		1	0.1%
BREMAN		12	0.7%
BREMANG		4	0.2%
BRENT		1	0.1%
BRIGHTON AND HOVE		8	0.5%
BUOKROM		3	0.2%
BUOKROM (EST).		1	0.1%
BUOKROM EST(KIMASI)		1	0.1%
BUOKROM EST.		1	0.1%
BUOKROM ESTATE		4	0.2%
CAMBRIDGE		1	0.1%
CAMDEN		1	0.1%
CHANTAN		1	0.1%
CHORKOR		5	0.3%
CITY OF LONDON		4	0.2%
CROYDON		5	0.3%
DAGENHAM		1	0.1%
DANSOMAN		9	0.5%
DANSOMAN ASOREDANHO		2	0.1%
































File : gh_qb_general

villearr: Town of the survey

Value	Label	Cases	Percentage
DEN HAAG		48	2.9%
DERBY		1	0.1%
DIEMEN		1	0.1%
DOME/ ADENTA MADINA		3	0.2%
DOME/AMA		1	0.1%
DOME/ MUNICIPALITY		1	0.1%
DZORWULU		6	0.4%
DZOWULU		1	0.1%
EALING		4	0.2%
EAST CANTOMENTS		6	0.4%
EAST CANTONMENTS		3	0.2%
EAST LEGON		5	0.3%
EAST LEGON / ADENTA MADINA		5	0.3%
EAST LEGON / AMA		2	0.1%
EDMONTON		1	0.1%
ENFIELD		4	0.2%
FANTI NEW TOWN /KMA		1	0.1%
GA EAST		1	0.1%
GA WEST		38	2.3%
GA WEST CHANTAN		1	0.1%
GA WEST MUNICIPAL ASSEMBLY		1	0.1%
GBAWE		9	0.5%
GBAWE GA SOUTH		2	0.1%
GLASGOW		2	0.1%
GREENWICH		3	0.2%
GYINYASE		4	0.2%
HAATSO		17	1.0%
HAATSO/AMA		4	0.2%
HACKNEY		1	0.1%
HAMMERSMITH AND FULHAM		1	0.1%
HARINGEY		2	0.1%
HARROW		3	0.2%
HATSO		1	0.1%
HILLINGDON		1	0.1%

File : gh_qb_general

villearr: Town of the survey

Value	Label	Cases	Percentage
K M A		12	 0.7%
K M A (ADOATO)		1	 0.1%
K.M.A		5	 0.3%
K.M.A.		1	 0.1%
KALAMAZOO		9	 0.5%
KENNINGTON		1	 0.1%
KMA		9	 0.5%
KMA ADOATO		1	 0.1%
KMA-ADOATO		1	 0.1%
KMASI		1	 0.1%
KORLE DUDOR		9	 0.5%
KORLE GONNO		4	 0.2%
KORLE GONO		3	 0.2%
KORLE WUKO		2	 0.1%
KORLEDUDOR		1	 0.1%
KORLEGONO(A		1	 0.1%
KPONE		24	 1.5%
KROFROM/ KMA		1	 0.1%
KROPO		9	 0.5%
KROPO (K.M.A)		1	 0.1%
KUMASI		104	 6.3%
KUMASI (ADIEMBRA)		2	 0.1%
KUMASI (ADOAFO)		1	 0.1%
KUMASI (ADOATO)		5	 0.3%
KUMASI (AFFUL NKWANTA)		1	 0.1%
KUMASI (BOHYEN)		1	 0.1%
KUMASI (BUOKROM)		2	 0.1%
KUMASI (KROPO)		3	 0.2%
KUMASI / K M A		2	 0.1%
KUMASI ADOATO		1	 0.1%
KUMASI AFFUL NKWANTA		1	 0.1%

File : gh_qb_general

villearr: Town of the survey

Value	Label	Cases	Percentage
KUMASI METROPOLITAN ASSEMBLY		4	0.2%
KUMASI METROPOLITAN ASSEMBLY KMA		1	0.1%
KUMASI METROPOLITAN ASSEMBLY KUMASI (KROPO)		1	0.1%
KUMASI(ASH TOWN)		3	0.2%
KUMASI(GYIN)		5	0.3%
KUMASI(KWADENSO)		1	0.1%
KUMASI(OFORI)		1	0.1%
KUMASI/ AFFUL NKWANTA		1	0.1%
KUMASI/ K.M.A ADIEMBRA		1	0.1%
KUMASI/KMA		5	0.3%
KWADASO		7	0.4%
KWADASO (K.M.A)		1	0.1%
KWADASO (KUMASI)		2	0.1%
KWADASO EST		1	0.1%
KWADASO NSUOM		1	0.1%
KWADASO NSUOM (K.M.A)		1	0.1%
LA		1	0.1%
LA (KROWOR)		1	0.1%
LABONE		4	0.2%
LABONE / A.M.A		2	0.1%
LABONE / AMA		1	0.1%
LABONE/AMA		1	0.1%
LABONI		1	0.1%
LAMBETH		18	1.1%
LARTEBIOKOR		6	0.4%
LARTEBIOKOR A.M.A		1	0.1%
LARTEBIOKOR		1	0.1%
LARTEBIOKOR		1	0.1%

































File : gh_qb_general

villearr: Town of the survey

Value	Label	Cases	Percentage
LARTSBIOKOSI		1	0.1%
LATE BIOKORSHIE		1	0.1%
LATERBIOKOSI		2	0.1%
LEDZOKOKU KROWOR		1	0.1%
LEDZOKUKO KROWOR		2	0.1%
LEDZOKUKU		1	0.1%
LEDZOKUKU KROWOR		6	0.4%
LEEDS		2	0.1%
LEWISHAM		6	0.4%
LUTON		1	0.1%
MADINA		6	0.4%
MADINA/ ADENTA		1	0.1%
MADINA/AMA		1	0.1%
MAMOBI		2	0.1%
MAMPROBI		11	0.7%
MAMPROBI (ACCRA)		1	0.1%
MANCHESTER		4	0.2%
MERTON		7	0.4%
MILTON KEYNES		1	0.1%
MITCHAM		1	0.1%
MPOASE		13	0.8%
N. ODORKOR (A.M.A)		1	0.1%
NEW ACHIMOTA		1	0.1%
NEW TOWN		13	0.8%
NEW TOWN (A.M.A)		1	0.1%
NEW TOWN (ACCRA)		1	0.1%
NEW TOWN / A.M.A		1	0.1%
NEWHAM		10	0.6%
NEWTOWN		2	0.1%
NII BOYE TOWN		1	0.1%
NIMA		4	0.2%
NIMA / KANDA		13	0.8%
NIMA/A.M.A		3	0.2%
NIMA/AMA		3	0.2%

File : gh_qb_general

villearr: Town of the survey

Value	Label	Cases	Percentage
NORTH KANESHIE		11	 0.7%
NORTH ODORKOR		7	 0.4%
NORTHAMPTON		1	 0.1%
NOTTINGHAM		2	 0.1%
NUNGUA		28	 1.7%
NUNGUA (BORA BORA)		1	 0.1%
NUNGUA / A.M.A		1	 0.1%
NUNGUA ACCRA		1	 0.1%
NUNGUA AMA		1	 0.1%
NUNGUA GA SOUTH		1	 0.1%
NUNGUA(BORA BORA)		1	 0.1%
NYANIBA		10	 0.6%
NYANIBA (A.M.A)		1	 0.1%
NYANIBA/ AMA		1	 0.1%
ODORKOR		1	 0.1%
ODORKOR OFFICIAL TOWN		1	 0.1%
ODORKOR/ A.M.A		1	 0.1%
OFORIKROM		2	 0.1%
OFORIKROM(K.		1	 0.1%
OSU		14	 0.8%
OSU-RE		1	 0.1%
OSU/ACCRA METRO		1	 0.1%
PANKORONO ESTATE		1	 0.1%
PANKRONO EST.		1	 0.1%
PANKRONO ESTATE		9	 0.5%
PANKRONO ESTATE KM A		1	 0.1%
PEACEHAVEN		1	 0.1%
PRAMPAM		16	 1.0%
PRESTON		3	 0.2%
REDBRIDGE		5	 0.3%
REMAN		1	 0.1%
RUSSIA		2	 0.1%

File : gh_qb_general

villearr: Town of the survey

Value	Label	Cases	Percentage
SAKOMONO		3	0.2%
SAKUMONO		5	0.3%
SAKUMONO/ AMA		1	0.1%
SAWABA		3	0.2%
SHANTI		1	0.1%
SOINTEX		1	0.1%
SOUTHWARK		16	1.0%
SOWUTUOM		2	0.1%
SOWUTUOM GA SOUTH		1	0.1%
SPINTEX		4	0.2%
STREATHAM HILL		1	0.1%
SUAME KROPO		1	0.1%
SUAME KROPO (KUMASI)		1	0.1%
SUTTON		4	0.2%
TAIFA		7	0.4%
TAIFA/ ADENTA MADINA		4	0.2%
TAIFA/AMA		1	0.1%
TEMA		22	1.3%
TEMA (COM 7)		5	0.3%
TEMA COM 3/ T.M.A		1	0.1%
TEMA COMMUNITY 3/T.M.A		1	0.1%
TEMA MUNICIPAL ASSEMBLY		4	0.2%
WALTHAM FOREST		8	0.5%
WANDSWORTH		1	0.1%
WELLINGBORO		1	0.1%
WEST ABBOSSEY OKAI (MATAHEKO)		1	0.1%
WESTMINSTER		4	0.2%
.b		10	

Warning: these figures indicate the number of cases found in the data file. They cannot be interpreted as summary statistics of the population of interest.

nomenq: ID of the interviewer

Information [Type= discrete] [Format=numeric] [Range= 1-20] [Missing=*]

File : gh_qb_general

nomenq: ID of the interviewer

Statistics [NW/ W] [Valid=1153 /-] [Invalid=513 /-]

Source Interviewer

Literal question Interviewer's name:

Value	Label	Cases	Percentage
1		37	3.2%
2		58	5.0%
3		62	5.4%
4		34	2.9%
5		47	4.1%
6		60	5.2%
7		35	3.0%
8		11	1.0%
9		13	1.1%
10		1	0.1%
12		32	2.8%
13		16	1.4%
14		134	11.6%
15		82	7.1%
16		207	18.0%
17		79	6.9%
18		139	12.1%
19		17	1.5%
20		89	7.7%
Sysmiss		513	

Warning: these figures indicate the number of cases found in the data file. They cannot be interpreted as summary statistics of the population of interest.

date_entr: Date of the interview

Information [Type= discrete] [Format=character] [Missing=*]

Statistics [NW/ W] [Valid=1664 /-]

Source Interviewer

Literal question Date:

Value	Label	Cases	Percentage
2009-01-05		1	0.1%
2009-01-07		3	0.2%
2009-01-08		2	0.1%
2009-01-30		1	0.1%
2009-02-08		1	0.1%
2009-02-09		1	0.1%
2009-02-19		1	0.1%
2009-02-25		1	0.1%
2009-02-28		1	0.1%
2009-03-07		1	0.1%
2009-04-03		1	0.1%
2009-04-09		1	0.1%

File : gh_qb_general

date_entr: Date of the interview

Value	Label	Cases	Percentage
2009-04-10		1	0.1%
2009-04-20		1	0.1%
2009-04-21		1	0.1%
2009-04-22		3	0.2%
2009-04-23		6	0.4%
2009-04-24		3	0.2%
2009-04-27		1	0.1%
2009-04-29		3	0.2%
2009-04-30		2	0.1%
2009-05-01		3	0.2%
2009-05-02		2	0.1%
2009-05-03		4	0.2%
2009-05-04		2	0.1%
2009-05-07		3	0.2%
2009-05-08		5	0.3%
2009-05-09		3	0.2%
2009-05-10		1	0.1%
2009-05-14		1	0.1%
2009-05-15		3	0.2%
2009-05-16		1	0.1%
2009-05-17		1	0.1%
2009-05-19		1	0.1%
2009-05-20		1	0.1%
2009-05-21		2	0.1%
2009-05-25		2	0.1%
2009-05-27		3	0.2%
2009-05-28		4	0.2%
2009-05-29		1	0.1%
2009-05-30		3	0.2%
2009-06-01		2	0.1%
2009-06-03		2	0.1%
2009-06-04		1	0.1%
2009-06-05		2	0.1%
2009-06-06		3	0.2%
2009-06-07		1	0.1%
2009-06-08		7	0.4%
2009-06-09		2	0.1%
2009-06-10		3	0.2%
2009-06-11		2	0.1%
2009-06-12		5	0.3%
2009-06-13		2	0.1%
2009-06-14		4	0.2%
2009-06-15		5	0.3%

File : gh_qb_general

date_entr: Date of the interview

Value	Label	Cases	Percentage
2009-06-16		4	0.2%
2009-06-17		1	0.1%
2009-06-19		2	0.1%
2009-06-20		3	0.2%
2009-06-21		1	0.1%
2009-06-22		4	0.2%
2009-06-23		5	0.3%
2009-06-24		4	0.2%
2009-06-25		2	0.1%
2009-06-27		2	0.1%
2009-06-28		4	0.2%
2009-06-29		3	0.2%
2009-06-30		3	0.2%
2009-07-01		6	0.4%
2009-07-02		1	0.1%
2009-07-03		1	0.1%
2009-07-05		3	0.2%
2009-07-07		2	0.1%
2009-07-08		3	0.2%
2009-07-09		2	0.1%
2009-07-10		1	0.1%
2009-07-11		3	0.2%
2009-07-13		1	0.1%
2009-07-14		6	0.4%
2009-07-15		5	0.3%
2009-07-16		9	0.5%
2009-07-17		26	1.6%
2009-07-18		24	1.4%
2009-07-19		27	1.6%
2009-07-20		29	1.7%
2009-07-21		25	1.5%
2009-07-22		30	1.8%
2009-07-23		16	1.0%
2009-07-24		22	1.3%
2009-07-25		13	0.8%
2009-07-26		18	1.1%
2009-07-27		9	0.5%
2009-07-28		20	1.2%
2009-07-29		26	1.6%
2009-07-30		21	1.3%
2009-07-31		14	0.8%
2009-08-01		24	1.4%
2009-08-02		32	1.9%












































File : gh_qb_general

date_entr: Date of the interview

Value	Label	Cases	Percentage
2009-08-03		18	1.1%
2009-08-04		23	1.4%
2009-08-05		39	2.3%
2009-08-06		16	1.0%
2009-08-07		44	2.6%
2009-08-08		28	1.7%
2009-08-09		28	1.7%
2009-08-10		21	1.3%
2009-08-11		8	0.5%
2009-08-12		8	0.5%
2009-08-13		17	1.0%
2009-08-14		13	0.8%
2009-08-15		18	1.1%
2009-08-16		14	0.8%
2009-08-17		5	0.3%
2009-08-18		23	1.4%
2009-08-19		13	0.8%
2009-08-20		10	0.6%
2009-08-21		12	0.7%
2009-08-22		33	2.0%
2009-08-23		29	1.7%
2009-08-24		21	1.3%
2009-08-25		20	1.2%
2009-08-26		13	0.8%
2009-08-27		6	0.4%
2009-08-28		18	1.1%
2009-08-29		6	0.4%
2009-08-30		10	0.6%
2009-08-31		4	0.2%
2009-09-01		3	0.2%
2009-09-02		8	0.5%
2009-09-03		4	0.2%
2009-09-04		9	0.5%
2009-09-05		5	0.3%
2009-09-06		9	0.5%
2009-09-07		5	0.3%
2009-09-08		11	0.7%
2009-09-09		5	0.3%
2009-09-10		7	0.4%
2009-09-11		1	0.1%
2009-09-12		3	0.2%
2009-09-13		10	0.6%
2009-09-14		2	0.1%

File : gh_qb_general

date_entr: Date of the interview

Value	Label	Cases	Percentage
2009-09-15		9	 0.5%
2009-09-16		15	 0.9%
2009-09-17		6	 0.4%
2009-09-18		8	 0.5%
2009-09-19		12	 0.7%
2009-09-20		11	 0.7%
2009-09-21		5	 0.3%
2009-09-23		17	 1.0%
2009-09-24		6	 0.4%
2009-09-25		3	 0.2%
2009-09-26		8	 0.5%
2009-09-27		17	 1.0%
2009-09-28		12	 0.7%
2009-09-29		2	 0.1%
2009-09-30		4	 0.2%
2009-10-02		1	 0.1%
2009-10-03		4	 0.2%
2009-10-04		5	 0.3%
2009-10-06		1	 0.1%
2009-10-07		2	 0.1%
2009-10-08		2	 0.1%
2009-10-09		1	 0.1%
2009-10-10		3	 0.2%
2009-10-11		2	 0.1%
2009-10-12		2	 0.1%
2009-10-13		4	 0.2%
2009-10-14		8	 0.5%
2009-10-15		1	 0.1%
2009-10-16		1	 0.1%
2009-10-17		7	 0.4%
2009-10-18		7	 0.4%
2009-10-19		4	 0.2%
2009-10-20		8	 0.5%
2009-10-21		13	 0.8%
2009-10-22		2	 0.1%
2009-10-23		3	 0.2%
2009-10-24		3	 0.2%
2009-10-25		1	 0.1%
2009-10-26		2	 0.1%
2009-10-27		8	 0.5%
2009-10-28		13	 0.8%
2009-10-29		5	 0.3%
2009-10-30		5	 0.3%

File : gh_qb_general

date_entr: Date of the interview

Value	Label	Cases	Percentage
2009-10-31		7	0.4%
2009-11-01		11	0.7%
2009-11-02		3	0.2%
2009-11-03		1	0.1%
2009-11-04		1	0.1%
2009-11-05		9	0.5%
2009-11-06		2	0.1%
2009-11-07		12	0.7%
2009-11-08		6	0.4%
2009-11-09		5	0.3%
2009-11-10		9	0.5%
2009-11-11		5	0.3%
2009-11-12		4	0.2%
2009-11-14		5	0.3%
2009-11-15		5	0.3%
2009-11-16		2	0.1%
2009-11-17		2	0.1%
2009-11-18		3	0.2%
2009-11-23		1	0.1%
2009-11-24		4	0.2%
2009-11-25		1	0.1%
2009-11-27		1	0.1%
2009-11-28		1	0.1%
2009-11-30		1	0.1%
2009-12-01		3	0.2%
2009-12-02		2	0.1%
2009-12-03		1	0.1%
2009-12-07		1	0.1%
2009-12-09		1	0.1%
2009-12-10		4	0.2%
2009-12-11		2	0.1%
2009-12-13		1	0.1%
2009-12-14		1	0.1%
2009-12-16		2	0.1%
2009-12-17		1	0.1%
2009-12-18		1	0.1%
2009-12-30		1	0.1%
2009-12-31		108	6.5%
2010-01-01		1	0.1%

Warning: these figures indicate the number of cases found in the data file. They cannot be interpreted as summary statistics of the population of interest.

h_deb: Hour of the beginning of the interview

Information	[Type= discrete] [Format=character] [Missing=*]
Statistics [NW/ W]	[Valid=1593 /-] [Invalid=0 /-]

File : gh_qb_general

h_deb: Hour of the beginning of the interview

Source	Interviewer
Literal question	Starting time:

Value	Label	Cases	Percentage
00:00:00		1	0.1%
00:35:00		1	0.1%
00:51:00		1	0.1%
04:39:00		1	0.1%
06:20:00		1	0.1%
07:00:00		1	0.1%
07:19:00		1	0.1%
07:20:00		1	0.1%
07:24:00		1	0.1%
07:28:00		1	0.1%
07:30:00		1	0.1%
07:40:00		1	0.1%
07:42:00		1	0.1%
08:03:00		2	0.1%
08:15:00		2	0.1%
08:20:00		3	0.2%
08:25:00		1	0.1%
08:26:00		1	0.1%
08:29:00		1	0.1%
08:31:00		1	0.1%
08:34:00		1	0.1%
08:37:00		1	0.1%
08:40:00		1	0.1%
08:41:00		1	0.1%
08:46:00		1	0.1%
09:01:00		1	0.1%
09:02:00		1	0.1%
09:03:00		1	0.1%
09:05:00		2	0.1%
09:08:00		1	0.1%
09:10:00		3	0.2%
09:11:00		1	0.1%
09:13:00		1	0.1%
09:15:00		4	0.3%
09:18:00		1	0.1%
09:20:00		2	0.1%
09:21:00		1	0.1%
09:30:00		2	0.1%
09:31:00		1	0.1%
09:33:00		1	0.1%
09:35:00		1	0.1%












































File : gh_qb_general

h_deb: Hour of the beginning of the interview

Value	Label	Cases	Percentage
09:36:00		1	0.1%
09:40:00		1	0.1%
09:42:00		1	0.1%
09:44:00		1	0.1%
09:47:00		1	0.1%
09:50:00		1	0.1%
09:55:00		1	0.1%
09:56:00		1	0.1%
09:57:00		3	0.2%
09:58:00		2	0.1%
10:00:00		5	0.3%
10:00:00 AM		7	0.4%
10:01:00 AM		2	0.1%
10:02:00		2	0.1%
10:03:00 AM		2	0.1%
10:05:00		4	0.3%
10:05:00 AM		3	0.2%
10:06:00 AM		2	0.1%
10:09:00 AM		2	0.1%
10:10:00 AM		2	0.1%
10:11:00 AM		3	0.2%
10:12:00		2	0.1%
10:12:00 AM		1	0.1%
10:15:00		3	0.2%
10:15:00 AM		4	0.3%
10:16:00		1	0.1%
10:16:00 AM		2	0.1%
10:18:00		1	0.1%
10:19:00 AM		1	0.1%
10:20:00		4	0.3%
10:20:00 AM		3	0.2%
10:21:00		1	0.1%
10:22:00		1	0.1%
10:24:00 AM		2	0.1%
10:25:00 AM		3	0.2%
10:26:00 AM		1	0.1%
10:27:00		1	0.1%
10:30:00		3	0.2%
10:31:00		3	0.2%
10:32:00		1	0.1%
10:34:00		1	0.1%
10:35:00 AM		2	0.1%
10:37:00 AM		2	0.1%

File : gh_qb_general

h_deb: Hour of the beginning of the interview

Value	Label	Cases	Percentage
10:40:00		3	 0.2%
10:40:00 AM		5	 0.3%
10:44:00 AM		1	 0.1%
10:45:00		4	 0.3%
10:45:00 AM		4	 0.3%
10:48:00 AM		1	 0.1%
10:50:00		1	 0.1%
10:50:00 AM		2	 0.1%
10:52:00		1	 0.1%
10:52:00 AM		4	 0.3%
10:53:00 AM		1	 0.1%
10:55:00		2	 0.1%
10:55:00 AM		3	 0.2%
10:56:00		1	 0.1%
10:57:00 AM		2	 0.1%
10:58:00 AM		2	 0.1%
10:59:00 AM		1	 0.1%
11:00:00		5	 0.3%
11:00:00 AM		7	 0.4%
11:01:00		1	 0.1%
11:01:00 AM		1	 0.1%
11:02:00		2	 0.1%
11:02:00 AM		1	 0.1%
11:03:00		1	 0.1%
11:04:00 AM		1	 0.1%
11:05:00		1	 0.1%
11:05:00 AM		5	 0.3%
11:06:00 AM		1	 0.1%
11:07:00		1	 0.1%
11:07:00 AM		1	 0.1%
11:09:00		1	 0.1%
11:09:00 AM		2	 0.1%
11:10:00		4	 0.3%
11:10:00 AM		2	 0.1%
11:11:00		1	 0.1%
11:12:00		1	 0.1%
11:13:00		1	 0.1%
11:13:00 AM		1	 0.1%
11:15:00 AM		3	 0.2%
11:16:00		1	 0.1%
11:16:00 AM		2	 0.1%
11:17:00		3	 0.2%
11:19:00 AM		1	 0.1%

File : gh_qb_general

h_deb: Hour of the beginning of the interview

Value	Label	Cases	Percentage
11:20:00		3	<div></div> 0.2%
11:20:00 AM		7	<div></div> 0.4%
11:23:00 AM		2	<div></div> 0.1%
11:25:00		2	<div></div> 0.1%
11:25:00 AM		3	<div></div> 0.2%
11:27:00 AM		4	<div></div> 0.3%
11:28:00 AM		2	<div></div> 0.1%
11:29:00		1	<div></div> 0.1%
11:29:00 AM		1	<div></div> 0.1%
11:30:00		11	<div></div> 0.7%
11:30:00 AM		4	<div></div> 0.3%
11:31:00		1	<div></div> 0.1%
11:32:00		1	<div></div> 0.1%
11:32:00 AM		2	<div></div> 0.1%
11:33:00 AM		1	<div></div> 0.1%
11:34:00 AM		3	<div></div> 0.2%
11:35:00		1	<div></div> 0.1%
11:35:00 AM		4	<div></div> 0.3%
11:36:00		1	<div></div> 0.1%
11:37:00		1	<div></div> 0.1%
11:38:00 AM		2	<div></div> 0.1%
11:39:00 AM		1	<div></div> 0.1%
11:40:00 AM		6	<div></div> 0.4%
11:41:00		1	<div></div> 0.1%
11:41:00 AM		1	<div></div> 0.1%
11:43:00 AM		1	<div></div> 0.1%
11:44:00		1	<div></div> 0.1%
11:45:00		2	<div></div> 0.1%
11:45:00 AM		1	<div></div> 0.1%
11:47:00 AM		1	<div></div> 0.1%
11:48:00 AM		1	<div></div> 0.1%
11:50:00		1	<div></div> 0.1%
11:50:00 AM		3	<div></div> 0.2%
11:51:00 AM		1	<div></div> 0.1%
11:52:00 AM		4	<div></div> 0.3%
11:53:00 AM		1	<div></div> 0.1%
11:54:00		1	<div></div> 0.1%
11:55:00 AM		4	<div></div> 0.3%
11:56:00 AM		1	<div></div> 0.1%
11:58:00 AM		1	<div></div> 0.1%
11:59:00 AM		1	<div></div> 0.1%
12:00:00		5	<div></div> 0.3%
12:00:00 PM		5	<div></div> 0.3%

File : gh_qb_general

h_deb: Hour of the beginning of the interview

Value	Label	Cases	Percentage
12:01:00 PM		1	0.1%
12:02:00		1	0.1%
12:02:00 PM		1	0.1%
12:03:00		1	0.1%
12:03:00 PM		2	0.1%
12:04:00		1	0.1%
12:04:00 PM		1	0.1%
12:05:00		2	0.1%
12:05:00 PM		3	0.2%
12:06:00 PM		1	0.1%
12:07:00 PM		1	0.1%
12:09:00		1	0.1%
12:10:00		2	0.1%
12:10:00 PM		3	0.2%
12:11:00 PM		3	0.2%
12:12:00		1	0.1%
12:14:00		2	0.1%
12:15:00		1	0.1%
12:15:00 PM		4	0.3%
12:16:00 PM		1	0.1%
12:17:00 PM		1	0.1%
12:18:00		1	0.1%
12:19:00		1	0.1%
12:20:00		4	0.3%
12:20:00 PM		7	0.4%
12:22:00		1	0.1%
12:23:00		1	0.1%
12:23:00 PM		1	0.1%
12:25:00		3	0.2%
12:25:00 PM		5	0.3%
12:26:00 PM		1	0.1%
12:27:00 PM		2	0.1%
12:28:00 PM		1	0.1%
12:29:00		1	0.1%
12:30:00		7	0.4%
12:30:00 PM		8	0.5%
12:31:00 PM		2	0.1%
12:32:00		1	0.1%
12:35:00		3	0.2%
12:35:00 PM		5	0.3%
12:36:00 PM		2	0.1%
12:38:00		2	0.1%
12:38:00 PM		3	0.2%

File : gh_qb_general

h_deb: Hour of the beginning of the interview

Value	Label	Cases	Percentage
12:39:00		1	0.1%
12:40:00		3	0.2%
12:40:00 PM		5	0.3%
12:41:00		1	0.1%
12:41:00 PM		3	0.2%
12:43:00 PM		2	0.1%
12:45:00		4	0.3%
12:45:00 PM		4	0.3%
12:46:00 PM		1	0.1%
12:49:00 PM		1	0.1%
12:50:00		1	0.1%
12:50:00 PM		5	0.3%
12:51:00		1	0.1%
12:52:00		2	0.1%
12:52:00 PM		1	0.1%
12:53:00		1	0.1%
12:53:00 PM		1	0.1%
12:54:00		1	0.1%
12:55:00 PM		6	0.4%
12:56:00		1	0.1%
12:57:00 PM		2	0.1%
12:59:00 PM		2	0.1%
13:00:00		4	0.3%
13:02:00		1	0.1%
13:03:00		1	0.1%
13:05:00		3	0.2%
13:06:00		1	0.1%
13:08:00		1	0.1%
13:10:00		3	0.2%
13:14:00		1	0.1%
13:15:00		3	0.2%
13:17:00		2	0.1%
13:18:00		1	0.1%
13:20:00		5	0.3%
13:22:00		1	0.1%
13:25:00		1	0.1%
13:26:00		1	0.1%
13:30:00		9	0.6%
13:33:00		1	0.1%
13:34:00		1	0.1%
13:40:00		3	0.2%
13:44:00		1	0.1%
13:45:00		4	0.3%

File : gh_qb_general

h_deb: Hour of the beginning of the interview

Value	Label	Cases	Percentage
13:46:00		2	0.1%
13:47:00		1	0.1%
13:50:00		1	0.1%
13:52:00		1	0.1%
13:54:00		1	0.1%
13:55:00		3	0.2%
13:57:00		1	0.1%
14:00:00		14	0.9%
14:02:00		2	0.1%
14:03:00		1	0.1%
14:04:00		1	0.1%
14:07:00		1	0.1%
14:10:00		5	0.3%
14:11:00		2	0.1%
14:15:00		5	0.3%
14:17:00		1	0.1%
14:18:00		1	0.1%
14:20:00		1	0.1%
14:22:00		1	0.1%
14:25:00		1	0.1%
14:30:00		6	0.4%
14:34:00		1	0.1%
14:35:00		1	0.1%
14:37:00		1	0.1%
14:38:00		1	0.1%
14:39:00		1	0.1%
14:40:00		1	0.1%
14:42:00		1	0.1%
14:45:00		4	0.3%
14:50:00		2	0.1%
14:51:00		3	0.2%
14:54:00		1	0.1%
14:55:00		4	0.3%
14:58:00		1	0.1%
14:59:00		1	0.1%
15:00:00		8	0.5%
15:02:00		2	0.1%
15:05:00		2	0.1%
15:06:00		1	0.1%
15:07:00		3	0.2%
15:08:00		1	0.1%
15:10:00		5	0.3%
15:14:00		1	0.1%

File : gh_qb_general

h_deb: Hour of the beginning of the interview

Value	Label	Cases	Percentage
15:15:00		2	0.1%
15:20:00		1	0.1%
15:21:00		1	0.1%
15:24:00		1	0.1%
15:26:00		1	0.1%
15:27:00		1	0.1%
15:29:00		1	0.1%
15:30:00		9	0.6%
15:31:00		2	0.1%
15:35:00		3	0.2%
15:40:00		4	0.3%
15:42:00		1	0.1%
15:45:00		4	0.3%
15:46:00		1	0.1%
15:49:00		2	0.1%
15:50:00		1	0.1%
15:56:00		1	0.1%
15:57:00		2	0.1%
16:00:00		6	0.4%
16:02:00		1	0.1%
16:03:00		1	0.1%
16:05:00		1	0.1%
16:07:00		2	0.1%
16:08:00		1	0.1%
16:09:00		1	0.1%
16:10:00		2	0.1%
16:11:00		1	0.1%
16:12:00		1	0.1%
16:15:00		3	0.2%
16:16:00		1	0.1%
16:18:00		1	0.1%
16:20:00		3	0.2%
16:21:00		1	0.1%
16:22:00		1	0.1%
16:25:00		2	0.1%
16:27:00		1	0.1%
16:30:00		4	0.3%
16:35:00		3	0.2%
16:36:00		1	0.1%
16:38:00		2	0.1%
16:42:00		1	0.1%
16:43:00		1	0.1%
16:44:00		1	0.1%

File : gh_qb_general

h_deb: Hour of the beginning of the interview

Value	Label	Cases	Percentage
16:45:00		1	0.1%
16:47:00		1	0.1%
16:50:00		1	0.1%
16:51:00		1	0.1%
16:53:00		3	0.2%
16:55:00		1	0.1%
16:56:00		1	0.1%
17:00:00		18	1.1%
17:01:00		1	0.1%
17:03:00		3	0.2%
17:05:00		3	0.2%
17:07:00		1	0.1%
17:09:00		2	0.1%
17:10:00		1	0.1%
17:12:00		1	0.1%
17:13:00		1	0.1%
17:14:00		1	0.1%
17:15:00		6	0.4%
17:16:00		1	0.1%
17:18:00		1	0.1%
17:20:00		3	0.2%
17:24:00		1	0.1%
17:26:00		2	0.1%
17:30:00		11	0.7%
17:35:00		2	0.1%
17:40:00		6	0.4%
17:42:00		3	0.2%
17:45:00		3	0.2%
17:50:00		3	0.2%
17:52:00		1	0.1%
17:55:00		1	0.1%
17:59:00		1	0.1%
18:00:00		16	1.0%
18:01:00		3	0.2%
18:07:00		1	0.1%
18:08:00		1	0.1%
18:10:00		5	0.3%
18:12:00		3	0.2%
18:15:00		5	0.3%
18:20:00		2	0.1%
18:25:00		3	0.2%
18:30:00		10	0.6%
18:32:00		1	0.1%

File : gh_qb_general

h_deb: Hour of the beginning of the interview

Value	Label	Cases	Percentage
18:35:00		1	0.1%
18:38:00		1	0.1%
18:40:00		2	0.1%
18:41:00		1	0.1%
18:42:00		1	0.1%
18:44:00		1	0.1%
18:45:00		2	0.1%
18:55:00		1	0.1%
19:00:00		10	0.6%
19:03:00		1	0.1%
19:04:00		2	0.1%
19:05:00		4	0.3%
19:08:00		1	0.1%
19:10:00		1	0.1%
19:15:00		3	0.2%
19:17:00		1	0.1%
19:18:00		1	0.1%
19:19:00		1	0.1%
19:21:00		1	0.1%
19:30:00		5	0.3%
19:31:00		1	0.1%
19:39:00		1	0.1%
19:40:00		1	0.1%
19:45:00		2	0.1%
19:50:00		1	0.1%
19:52:00		1	0.1%
19:55:00		1	0.1%
1:00:00 PM		5	0.3%
1:01:00 PM		2	0.1%
1:02:00 PM		5	0.3%
1:05:00 PM		2	0.1%
1:06:00 PM		3	0.2%
1:07:00 PM		1	0.1%
1:10:00 PM		3	0.2%
1:11:00 PM		1	0.1%
1:14:00 PM		1	0.1%
1:15:00 PM		3	0.2%
1:16:00 PM		1	0.1%
1:18:00 PM		1	0.1%
1:20:00 PM		4	0.3%
1:21:00 PM		1	0.1%
1:22:00 PM		1	0.1%
1:24:00 PM		1	0.1%

File : gh_qb_general

h_deb: Hour of the beginning of the interview

Value	Label	Cases	Percentage
1:25:00 PM		4	0.3%
1:26:00 PM		2	0.1%
1:27:00 PM		2	0.1%
1:28:00 PM		2	0.1%
1:30:00 PM		4	0.3%
1:31:00 PM		2	0.1%
1:33:00 PM		2	0.1%
1:35:00 PM		3	0.2%
1:36:00 PM		1	0.1%
1:37:00 PM		2	0.1%
1:39:00 PM		2	0.1%
1:40:00 PM		3	0.2%
1:42:00 PM		1	0.1%
1:43:00 PM		1	0.1%
1:45:00 PM		5	0.3%
1:46:00 PM		1	0.1%
1:47:00 PM		1	0.1%
1:48:00 PM		2	0.1%
1:49:00 PM		1	0.1%
1:50:00 PM		4	0.3%
1:51:00 PM		1	0.1%
1:52:00 PM		4	0.3%
1:56:00 PM		1	0.1%
1:58:00 PM		1	0.1%
20:00:00		7	0.4%
20:07:00		2	0.1%
20:08:00		1	0.1%
20:10:00		2	0.1%
20:12:00		1	0.1%
20:14:00		1	0.1%
20:15:00		1	0.1%
20:16:00		1	0.1%
20:17:00		1	0.1%
20:18:00		1	0.1%
20:25:00		2	0.1%
20:29:00		1	0.1%
20:30:00		4	0.3%
20:35:00		1	0.1%
20:36:00		1	0.1%
20:42:00		1	0.1%
20:45:00		1	0.1%
20:50:00		1	0.1%
20:54:00		1	0.1%

File : gh_qb_general

h_deb: Hour of the beginning of the interview

Value	Label	Cases	Percentage
21:00:00		4	0.3%
21:05:00		2	0.1%
21:15:00		5	0.3%
21:16:00		1	0.1%
21:20:00		1	0.1%
21:24:00		1	0.1%
21:45:00		1	0.1%
21:55:00		1	0.1%
22:00:00		1	0.1%
22:15:00		1	0.1%
2:00:00 PM		1	0.1%
2:01:00 PM		3	0.2%
2:02:00 PM		2	0.1%
2:03:00 PM		3	0.2%
2:05:00 PM		5	0.3%
2:07:00 PM		1	0.1%
2:08:00 PM		5	0.3%
2:10:00 PM		4	0.3%
2:12:00 PM		1	0.1%
2:14:00 PM		1	0.1%
2:15:00 PM		5	0.3%
2:17:00 PM		3	0.2%
2:20:00 PM		5	0.3%
2:21:00 PM		2	0.1%
2:23:00 PM		1	0.1%
2:25:00 PM		1	0.1%
2:28:00 PM		1	0.1%
2:30:00 PM		4	0.3%
2:32:00 PM		1	0.1%
2:33:00 PM		1	0.1%
2:34:00 PM		2	0.1%
2:35:00 PM		1	0.1%
2:36:00 PM		2	0.1%
2:37:00 PM		3	0.2%
2:38:00 PM		1	0.1%
2:40:00 PM		4	0.3%
2:42:00 PM		1	0.1%
2:43:00 PM		2	0.1%
2:44:00 PM		1	0.1%
2:45:00 PM		3	0.2%
2:46:00 PM		1	0.1%
2:47:00 PM		1	0.1%
2:48:00 PM		1	0.1%

File : gh_qb_general

h_deb: Hour of the beginning of the interview

Value	Label	Cases	Percentage
2:50:00 PM		6	0.4%
2:51:00 PM		2	0.1%
2:52:00 PM		2	0.1%
2:54:00 PM		1	0.1%
2:55:00 PM		2	0.1%
2:56:00 PM		1	0.1%
2:57:00 PM		1	0.1%
2:58:00 PM		2	0.1%
2:59:00 PM		4	0.3%
3:00:00 AM		1	0.1%
3:00:00 PM		6	0.4%
3:01:00 PM		3	0.2%
3:03:00 PM		2	0.1%
3:05:00 PM		3	0.2%
3:07:00 PM		2	0.1%
3:08:00 PM		1	0.1%
3:10:00 PM		2	0.1%
3:11:00 PM		1	0.1%
3:12:00 PM		1	0.1%
3:13:00 PM		3	0.2%
3:15:00 PM		3	0.2%
3:17:00 PM		3	0.2%
3:18:00 PM		1	0.1%
3:20:00 PM		2	0.1%
3:21:00 PM		1	0.1%
3:22:00 PM		2	0.1%
3:23:00 PM		1	0.1%
3:24:00 PM		1	0.1%
3:25:00 PM		1	0.1%
3:27:00 PM		4	0.3%
3:30:00 PM		5	0.3%
3:31:00 PM		1	0.1%
3:32:00 PM		1	0.1%
3:33:00 PM		1	0.1%
3:35:00 PM		1	0.1%
3:36:00 PM		1	0.1%
3:37:00 PM		1	0.1%
3:38:00 PM		1	0.1%
3:40:00 PM		2	0.1%
3:41:00 PM		3	0.2%
3:42:00 PM		1	0.1%
3:45:00 PM		5	0.3%
3:46:00 PM		1	0.1%

File : gh_qb_general

h_deb: Hour of the beginning of the interview

Value	Label	Cases	Percentage
3:47:00 PM		1	0.1%
3:48:00 PM		1	0.1%
3:50:00 PM		2	0.1%
3:52:00 PM		1	0.1%
3:53:00 PM		2	0.1%
3:55:00 PM		3	0.2%
3:56:00 PM		1	0.1%
3:57:00 PM		1	0.1%
3:58:00 PM		1	0.1%
3:59:00 PM		1	0.1%
4:00:00 PM		5	0.3%
4:01:00 PM		1	0.1%
4:02:00 PM		6	0.4%
4:03:00 PM		1	0.1%
4:05:00 PM		6	0.4%
4:06:00 PM		1	0.1%
4:07:00 PM		1	0.1%
4:08:00 PM		2	0.1%
4:09:00 PM		1	0.1%
4:10:00 PM		4	0.3%
4:11:00 PM		1	0.1%
4:12:00 PM		4	0.3%
4:13:00 PM		2	0.1%
4:15:00 PM		2	0.1%
4:16:00 PM		1	0.1%
4:17:00 PM		1	0.1%
4:18:00 PM		2	0.1%
4:20:00 PM		4	0.3%
4:23:00 PM		1	0.1%
4:25:00 PM		2	0.1%
4:29:00 PM		1	0.1%
4:30:00 PM		6	0.4%
4:31:00 PM		1	0.1%
4:32:00 PM		3	0.2%
4:33:00 PM		1	0.1%
4:34:00 PM		1	0.1%
4:35:00 PM		3	0.2%
4:37:00 PM		1	0.1%
4:38:00 PM		1	0.1%
4:40:00 PM		3	0.2%
4:42:00 PM		1	0.1%
4:43:00 PM		1	0.1%
4:45:00 PM		5	0.3%

File : gh_qb_general

h_deb: Hour of the beginning of the interview

Value	Label	Cases	Percentage
4:47:00 PM		1	0.1%
4:49:00 PM		1	0.1%
4:50:00 PM		2	0.1%
4:52:00 PM		3	0.2%
4:55:00 PM		1	0.1%
4:57:00 PM		1	0.1%
4:59:00 PM		2	0.1%
5:00:00 PM		3	0.2%
5:01:00 PM		1	0.1%
5:02:00 PM		3	0.2%
5:03:00 PM		1	0.1%
5:04:00 PM		1	0.1%
5:05:00 PM		5	0.3%
5:06:00 PM		1	0.1%
5:07:00 PM		4	0.3%
5:09:00 PM		1	0.1%
5:10:00 PM		2	0.1%
5:11:00 PM		1	0.1%
5:13:00 PM		1	0.1%
5:15:00 PM		4	0.3%
5:17:00 PM		1	0.1%
5:18:00 PM		1	0.1%
5:20:00 PM		4	0.3%
5:21:00 PM		1	0.1%
5:23:00 PM		1	0.1%
5:24:00 PM		1	0.1%
5:25:00 PM		1	0.1%
5:26:00 PM		2	0.1%
5:27:00 PM		1	0.1%
5:30:00 PM		2	0.1%
5:31:00 PM		2	0.1%
5:32:00 PM		1	0.1%
5:35:00 PM		6	0.4%
5:38:00 PM		1	0.1%
5:40:00 PM		5	0.3%
5:41:00 PM		1	0.1%
5:42:00 PM		1	0.1%
5:43:00 PM		2	0.1%
5:44:00 PM		2	0.1%
5:45:00 PM		7	0.4%
5:46:00 PM		1	0.1%
5:48:00 PM		2	0.1%
5:50:00 PM		4	0.3%

File : gh_qb_general

h_deb: Hour of the beginning of the interview

Value	Label	Cases	Percentage
5:55:00 PM		3	0.2%
5:56:00 PM		1	0.1%
5:57:00 PM		2	0.1%
5:59:00 PM		1	0.1%
6:00:00 PM		2	0.1%
6:01:00 PM		2	0.1%
6:02:00 PM		3	0.2%
6:03:00 PM		1	0.1%
6:04:00 PM		2	0.1%
6:05:00 PM		2	0.1%
6:08:00 PM		2	0.1%
6:10:00 PM		3	0.2%
6:12:00 AM		1	0.1%
6:14:00 PM		1	0.1%
6:18:00 PM		1	0.1%
6:19:00 PM		2	0.1%
6:20:00 PM		3	0.2%
6:22:00 PM		1	0.1%
6:25:00 PM		4	0.3%
6:27:00 PM		1	0.1%
6:30:00 PM		2	0.1%
6:31:00 PM		1	0.1%
6:32:00 PM		2	0.1%
6:34:00 AM		1	0.1%
6:35:00 PM		1	0.1%
6:40:00 PM		3	0.2%
6:45:00 PM		3	0.2%
6:50:00 AM		1	0.1%
6:50:00 PM		3	0.2%
6:53:00 AM		1	0.1%
6:54:00 PM		1	0.1%
6:55:00 PM		1	0.1%
6:58:00 AM		1	0.1%
6:58:00 PM		1	0.1%
7:00:00 PM		3	0.2%
7:05:00 PM		1	0.1%
7:07:00 AM		1	0.1%
7:09:00 PM		1	0.1%
7:15:00 PM		1	0.1%
7:18:00 PM		3	0.2%
7:19:00 PM		1	0.1%
7:20:00 AM		3	0.2%
7:20:00 PM		1	0.1%

File : gh_qb_general

h_deb: Hour of the beginning of the interview

Value	Label	Cases	Percentage
7:22:00 AM		1	0.1%
7:22:00 PM		1	0.1%
7:25:00		1	0.1%
7:27:00 AM		1	0.1%
7:29:00 AM		1	0.1%
7:30:00 AM		2	0.1%
7:30:00 PM		1	0.1%
7:31:00 AM		1	0.1%
7:33:00 PM		1	0.1%
7:35:00 PM		2	0.1%
7:40:00 AM		1	0.1%
7:41:00 AM		2	0.1%
7:41:00 PM		1	0.1%
7:45:00 AM		1	0.1%
7:50:00 AM		1	0.1%
7:51:00 AM		2	0.1%
7:57:00 PM		1	0.1%
7:58:00 AM		1	0.1%
8:00:00 PM		2	0.1%
8:03:00 PM		1	0.1%
8:05:00 AM		1	0.1%
8:06:00 AM		1	0.1%
8:07:00 AM		1	0.1%
8:10:00 AM		3	0.2%
8:10:00 PM		1	0.1%
8:12:00 AM		1	0.1%
8:13:00 AM		1	0.1%
8:14:00 AM		2	0.1%
8:15:00 AM		2	0.1%
8:16:00 AM		1	0.1%
8:17:00 AM		2	0.1%
8:20:00 AM		2	0.1%
8:22:00 AM		1	0.1%
8:23:00 PM		1	0.1%
8:25:00 AM		1	0.1%
8:27:00 AM		1	0.1%
8:30:00 AM		1	0.1%
8:30:00 PM		2	0.1%
8:33:00 AM		1	0.1%
8:34:00 AM		1	0.1%
8:36:00 AM		1	0.1%
8:38:00 AM		1	0.1%
8:39:00 AM		1	0.1%

File : gh_qb_general

h_deb: Hour of the beginning of the interview

Value	Label	Cases	Percentage
8:39:00 PM		1	0.1%
8:40:00 AM		6	0.4%
8:41:00 AM		2	0.1%
8:42:00 AM		1	0.1%
8:45:00 AM		4	0.3%
8:46:00 AM		1	0.1%
8:50:00 AM		2	0.1%
8:52:00 PM		1	0.1%
8:53:00 AM		1	0.1%
8:54:00 AM		1	0.1%
8:55:00 AM		2	0.1%
8:56:00 AM		2	0.1%
8:59:00 AM		1	0.1%
9:00:00 AM		4	0.3%
9:01:00 AM		1	0.1%
9:05:00		2	0.1%
9:05:00 AM		6	0.4%
9:06:00		1	0.1%
9:08:00		1	0.1%
9:10:00 AM		1	0.1%
9:11:00 AM		1	0.1%
9:12:00 AM		3	0.2%
9:14:00 AM		1	0.1%
9:15:00 AM		1	0.1%
9:16:00 AM		1	0.1%
9:17:00 AM		1	0.1%
9:20:00		1	0.1%
9:20:00 AM		3	0.2%
9:21:00 AM		1	0.1%
9:24:00 AM		1	0.1%
9:25:00 AM		1	0.1%
9:27:00 AM		3	0.2%
9:28:00 AM		1	0.1%
9:30:00		2	0.1%
9:30:00 AM		6	0.4%
9:33:00 AM		4	0.3%
9:35:00 AM		5	0.3%
9:35:00 PM		1	0.1%
9:38:00 AM		1	0.1%
9:39:00 AM		1	0.1%
9:41:00 AM		1	0.1%
9:43:00 AM		1	0.1%
9:45:00 AM		2	0.1%

File : gh_qb_general

h_deb: Hour of the beginning of the interview

Value	Label	Cases	Percentage
9:47:00 AM		1	0.1%
9:49:00 AM		1	0.1%
9:50:00 AM		1	0.1%
9:52:00 AM		1	0.1%
9:55:00		1	0.1%
9:55:00 AM		3	0.2%
9:57:00 AM		2	0.1%
9:58:00 AM		2	0.1%

Warning: these figures indicate the number of cases found in the data file. They cannot be interpreted as summary statistics of the population of interest.

q1: Sex

Information	[Type= discrete] [Format=numeric] [Range= 1-9999] [Missing=*]
Statistics [NW/ W]	[Valid=1666 /-] [Invalid=0 /-]
Literal question	Q1. The respondent is:
Post-question	To begin with, I would like to note the major events and periods of your life on this grid. We will begin at the time of your birth. Later we will look at these periods of life in some more detail.

Value	Label	Cases	Percentage
1	Man	718	43.1%
2	Woman	948	56.9%

Warning: these figures indicate the number of cases found in the data file. They cannot be interpreted as summary statistics of the population of interest.

q1a: Year of birth

Information	[Type= discrete] [Format=numeric] [Range= 1932-9999] [Missing=*]
Statistics [NW/ W]	[Valid=1666 /-] [Invalid=0 /-]
Literal question	Q1A. To start with, and to help us to set a time scale, could you tell me in which year you were born (or your age as at last birthday)? Year of birth
Interviewer's instructions	GRID: Locate year of birth in the grid, note 0 in the columns titled "age", and fill in these columns by retracing the age till the current age of the respondent.

Value	Label	Cases	Percentage
1933		1	0.1%
1934		5	0.3%
1935		4	0.2%
1936		6	0.4%
1937		8	0.5%
1938		4	0.2%
1939		10	0.6%
1940		9	0.5%
1941		4	0.2%
1942		4	0.2%
1943		7	0.4%
1944		18	1.1%
1945		11	0.7%
1946		8	0.5%
1947		14	0.8%

File : gh_qb_general

q1a: Year of birth

Value	Label	Cases	Percentage
1948		15	0.9%
1949		29	1.7%
1950		16	1.0%
1951		19	1.1%
1952		26	1.6%
1953		28	1.7%
1954		29	1.7%
1955		32	1.9%
1956		23	1.4%
1957		34	2.0%
1958		34	2.0%
1959		55	3.3%
1960		36	2.2%
1961		25	1.5%
1962		37	2.2%
1963		39	2.3%
1964		48	2.9%
1965		37	2.2%
1966		35	2.1%
1967		34	2.0%
1968		31	1.9%
1969		69	4.1%
1970		62	3.7%
1971		40	2.4%
1972		42	2.5%
1973		48	2.9%
1974		72	4.3%
1975		44	2.6%
1976		51	3.1%
1977		54	3.2%
1978		37	2.2%
1979		89	5.3%
1980		49	2.9%
1981		60	3.6%
1982		57	3.4%
1983		61	3.7%
1984		50	3.0%
1985		4	0.2%
1986		1	0.1%
1988		1	0.1%

Warning: these figures indicate the number of cases found in the data file. They cannot be interpreted as summary statistics of the population of interest.

age_survey: Age at survey

Information [Type= continuous] [Format=numeric] [Range= 25-77] [Missing=*]

File : gh_qb_general

age_survey: Age at survey

Statistics [NW/ W]	[Valid=1666 /-] [Invalid=0 /-] [Mean=41.709 /-] [StdDev=11.991 /-]
Literal question	Q1A. To start with, and to help us to set a time scale, could you tell me in which year you were born (or your age as at last birthday)? Age
Interviewer's instructions	GRID: Locate year of birth in the grid, note 0 in the columns titled "age", and fill in these columns by retracing the age till the current age of the respondent.

q2: Village or town of origin

Information	[Type= discrete] [Format=numeric] [Range= 0-1] [Missing=*]
Statistics [NW/ W]	[Valid=1653 /-] [Invalid=13 /-]
Literal question	Q2. Is there a place which you would consider to be your village or your town of origin in Ghana?
Post-question	If q2 in 0 => Go to q3 (Q3)

Value	Label	Cases	Percentage
0	No	10	0.6%
1	Yes	1643	99.4%
Sysmiss		13	

Warning: these figures indicate the number of cases found in the data file. They cannot be interpreted as summary statistics of the population of interest.

q2v: Locality name

Information	[Type= discrete] [Format=character] [Missing=*/.b]
Statistics [NW/ W]	[Valid=1639 /-] [Invalid=4 /-]
Universe	If q2 in 1
Literal question	Q2V. What is the name of this locality?

Value	Label	Cases	Percentage
(WIAMOASE) ASOKORE		1	0.1%
10		1	0.1%
ABALO		1	0.1%
ABANDZE C/R		1	0.1%
ABEADZE DOMINASE		1	0.1%
ABESUIN		1	0.1%
ABETIFI		3	0.2%
ABETIFI, KWAHU		1	0.1%
ABETIFI- KWAHU		2	0.1%
ABIREM		1	0.1%
ABIRIW		1	0.1%
ABIRIW/ER		1	0.1%
ABLEKUMA		1	0.1%
ABOABOGYA		1	0.1%
ABOASA (E/R)		1	0.1%
ABOASO		1	0.1%
ABOMPI		1	0.1%
ABOR		1	0.1%

File : gh_qb_general

q2v: Locality name

Value	Label	Cases	Percentage
ABOTASE		1	0.1%
ABRA ODUMASE		1	0.1%
ABREPO		2	0.1%
ABUAKWA		1	0.1%
ABURA DUNKWA		1	0.1%
ABURI		9	0.5%
ABUTIA		1	0.1%
ACCRA		33	2.0%
ACCRA ABEKA		1	0.1%
ACCRA CENTRAL		1	0.1%
ACCRA NEW TOWN		1	0.1%
ACCRA OSU		1	0.1%
ACCRa		1	0.1%
ACHAWKUSOM		1	0.1%
ACHERENSUA		1	0.1%
ACHIASE		1	0.1%
ACHIAVE		1	0.1%
ACHIM KADE		1	0.1%
ACHIM SEKYERE		1	0.1%
ACHINAKROM		1	0.1%
ACHIRENSURA		1	0.1%
ADA		4	0.2%
ADA FOAH		1	0.1%
ADA FOE		2	0.1%
ADA-FOAH		1	0.1%
ADA-FOASE		1	0.1%
ADABRAKA		2	0.1%
ADANSIE		1	0.1%
ADANSIE KUSA		1	0.1%
ADENTA MADINA		2	0.1%
ADIDOME		1	0.1%
ADIDWAN		1	0.1%
ADIEMBRA		3	0.2%
ADINA(V/R)		1	0.1%
ADUAMOA- KWAHU		1	0.1%
ADUKROM		5	0.3%
ADUKRON		1	0.1%

File : gh_qb_general

q2v: Locality name

Value	Label	Cases	Percentage
ADUMAKASE		1	0.1%
ADWENASE		1	0.1%
ADWIRETIA		1	0.1%
ADWUMAKASE KESE		1	0.1%
ADWUMAKASE		1	0.1%
ADWUMAN KENYASE		1	0.1%
ADWUMARO BESEASE		1	0.1%
AFIFE		3	0.2%
AFIFE(VOLTA REGION)		1	0.1%
AFIGYA KWABRE		1	0.1%
AFIGYASI		1	0.1%
AFLAO		3	0.2%
AFLAO/VR		1	0.1%
AFRAM		1	0.1%
AFRAM PLAINS		1	0.1%
AFRANCHO		1	0.1%
AFRANSIE		1	0.1%
AGBOZOME		1	0.1%
AGBOZOMEH - SUKLADZI		1	0.1%
AGOGO		4	0.2%
AGOGO- ASHANTI		1	0.1%
AGONA		3	0.2%
AGONA ABODOM		1	0.1%
AGONA KONYARKO		1	0.1%
AGONA KWAMAH		1	0.1%
AGONA KWANYAKO		1	0.1%
AGONA MAASE		1	0.1%
AGONA NSABA		1	0.1%
AGONA NSABAA		1	0.1%
AGONA NSABAN		1	0.1%
AGONA NYARKROM		1	0.1%

File : gh_qb_general

q2v: Locality name

Value	Label	Cases	Percentage
AGONA SWEDNI		1	0.1%
AGONA SWEDRO		1	0.1%
AGONA SWEDRU		3	0.2%
AGONAKONYA		1	0.1%
AHO DWO		1	0.1%
AHODKIO- KUMASI		1	0.1%
AHODWO		1	0.1%
AHODWO DABAN		1	0.1%
AJUMAKO		4	0.2%
AJUMAKO (CENTRAL REGION)		1	0.1%
AKAKYI- ABOR		1	0.1%
AKAPUSU		1	0.1%
AKATSI		4	0.2%
AKATSI ABOO		1	0.1%
AKATSI- ABOR/VR		1	0.1%
AKIM		2	0.1%
AKIM AKROSO		1	0.1%
AKIM JEJETI		1	0.1%
AKIM MANSO		1	0.1%
AKIM ODA		7	0.4%
AKIM ODA BANKA		1	0.1%
AKIM-ASUOM		1	0.1%
AKOM		1	0.1%
AKOMAAJEG		1	0.1%
AKOMADAN		4	0.2%
AKOMFUDI		1	0.1%
AKONSOMBO		1	0.1%
AKOSOMBO		1	0.1%
AKRAMA		1	0.1%
AKRAMAMA		1	0.1%
AKRAYA		1	0.1%
AKROFOUM ADANSE (NEAR OBUASI)		1	0.1%
AKROPONG		10	0.6%

File : gh_qb_general

q2v: Locality name

Value	Label	Cases	Percentage
AKROPONG		1	0.1%
AKWAPEM			
AKROSO		1	0.1%
AKTSI		1	0.1%
AKUAPEM		2	0.1%
AKUAPEM MAMPONG		3	0.2%
AKUAPEMG MAMAPONG		1	0.1%
AKUMA DAN		1	0.1%
AKUMFI- ADANSI		1	0.1%
AKWAMUFIE		1	0.1%
AKWAPEM		1	0.1%
AKWAPIM		1	0.1%
AKWAPIM AKROPONG		1	0.1%
AKWAPIM BOSOMASE		1	0.1%
AKWATIA		3	0.2%
AKYEM		2	0.1%
AKYEM ABOMOSU		1	0.1%
AKYEM AKOKWASO		1	0.1%
AKYEM AKROPONG		1	0.1%
AKYEM APRADE		1	0.1%
AKYEM ASAFO		1	0.1%
AKYEM KWARBENG		1	0.1%
AKYEM ODA		2	0.1%
AKYEM TAFO		2	0.1%
AKYEMA DISTRICT		1	0.1%
AKYEMMANSA		1	0.1%
AKYENKROM		1	0.1%
AKYIM FENEASE		1	0.1%
AKYIM JEJETI		1	0.1%
AKYIM ODA		1	0.1%
ALAJO		2	0.1%
ALAVANYO		1	0.1%
AMACHE WE LADAS		1	0.1%
AMAMOMO		1	0.1%

File : gh_qb_general

q2v: Locality name

Value	Label	Cases	Percentage
AMANCHIA		1	0.1%
AMANFROM		2	0.1%
AMANOKROM		1	0.1%
AMANORKROM ER		1	0.1%
AMANSIE		2	0.1%
AMANSIE WEST		1	0.1%
AMASAMAN		1	0.1%
AMENASE		1	0.1%
AMFOEGA		1	0.1%
AMFUNGA		1	0.1%
AMIA		1	0.1%
AMOABENG		2	0.1%
AMOMAKYIASI		1	0.1%
AMOTSEWE		1	0.1%
AMPABAME		1	0.1%
AMPABAME (KUMASI)		2	0.1%
AMPORITA		1	0.1%
ANFOEGA		1	0.1%
ANFUNGA		1	0.1%
ANGLOGA		2	0.1%
ANKAASE		2	0.1%
ANLO		1	0.1%
ANLOGA		2	0.1%
ANLOGA/VR		1	0.1%
ANOMABO		1	0.1%
ANOMABU		1	0.1%
ANTOA		2	0.1%
ANTOR KROBO		1	0.1%
ANTOWA ABURA (BONWIRE)		1	0.1%
ANU,-BOSO		1	0.1%
ANUM		2	0.1%
ANUM BOSO		1	0.1%
ANUM BUSU		1	0.1%
ANYAKO		3	0.2%
ANYINAHINI		1	0.1%
ANYINASE		1	0.1%
APAAH		1	0.1%
APAM		3	0.2%
APAM/CR		1	0.1%




































File : gh_qb_general

q2v: Locality name

Value	Label	Cases	Percentage
APARDANG		1	0.1%
APATRAPA		1	0.1%
APEDWA		1	0.1%
APOLONIA		1	0.1%
APOLONIA(AFT ASHAIMAN GAR)		1	0.1%
APRADE		10	0.6%
APREDE		1	0.1%
APUTUOGYA		1	0.1%
ASAAMAN		1	0.1%
ASAFO		1	0.1%
ASAM		1	0.1%
ASAMANG		1	0.1%
ASAMANKESE		2	0.1%
ASANDA		1	0.1%
ASANKRAGWA		1	0.1%
ASANSO		1	0.1%
ASANTE AKYEM AGOGO		2	0.1%
ASANTE AKYIM AGOGO		1	0.1%
ASANTE BEKWAI		1	0.1%
ASANTE EFIGYASE		1	0.1%
ASANTE MAMPONG		7	0.4%
ASANTI AKIM- AGOGO		1	0.1%
ASANTI MAMPONG		1	0.1%
ASEBU		1	0.1%
ASENDA		1	0.1%
ASENE		1	0.1%
ASENE JONSHIE		1	0.1%
ASERE		1	0.1%
ASHANTI		1	0.1%
ASHANTI AKIM SOUTH		1	0.1%
ASHANTI BEKWAI		1	0.1%
ASHANTI MAMPONG		1	0.1%






































File : gh_qb_general

q2v: Locality name

Value	Label	Cases	Percentage
ASHANTI REGION		2	 0.1%
ASHIAMAN		1	 0.1%
ASIAKWA		2	 0.1%
ASIESO		1	 0.1%
ASIKUMA		2	 0.1%
ASIKWA		1	 0.1%
ASIN AYINIBINI		1	 0.1%
ASIN FOSU		2	 0.1%
ASINE		1	 0.1%
ASINE / GAR		1	 0.1%
ASINI, JAMES TOWN		1	 0.1%
ASOKORE		1	 0.1%
ASOKORE SNKYI		1	 0.1%
ASONOMASO		1	 0.1%
ASSIEM PO		1	 0.1%
ASSIIN FOSU		1	 0.1%
ASSIM EKROFUOM		1	 0.1%
ASSIN AKROFRO		2	 0.1%
ASSIN AKROPONG		1	 0.1%
ASSIN EDUBIASE		1	 0.1%
ASSIN FOSU		3	 0.2%
ASSIN KUMASI		1	 0.1%
ASU-YEAOAH(KUMASI) AR		1	 0.1%
ASUOFIA (BAREKESE)		1	 0.1%
ASUOFUO		1	 0.1%
ASUOM		2	 0.1%
ASUOYEBOAH		2	 0.1%
ASUTIFI		1	 0.1%
ATASOMANSO		2	 0.1%
ATEBUBU		3	 0.2%
ATIAVI		1	 0.1%
ATIAVI/VR		1	 0.1%
ATIAVIE		2	 0.1%
ATIBIA		1	 0.1%
ATIMATIM		1	 0.1%

File : gh_qb_general

q2v: Locality name

Value	Label	Cases	Percentage
ATOBIASE		2	 0.1%
ATONKOR		1	 0.1%
ATONSU		2	 0.1%
ATONSU AGOGO		1	 0.1%
ATUAVE		1	 0.1%
ATWIAMA KROMOASE		1	 0.1%
ATWIMA		1	 0.1%
ATWIMA HWEDIEM		1	 0.1%
ATWIMA KOFORIDUA		1	 0.1%
ATWIMA TWEDIE		1	 0.1%
ATWIMA YABI		1	 0.1%
ATWIMAN YABE		1	 0.1%
AVE		1	 0.1%
AVENOR		3	 0.2%
AVEYIME		1	 0.1%
AVEYIME- BATTOR/VR.		1	 0.1%
AWISA		1	 0.1%
AWODJE		1	 0.1%
AWUKUGUA		1	 0.1%
AWUTE		1	 0.1%
AWUTU BREKO		1	 0.1%
AXIM		3	 0.2%
AYEAWU BESEASE		1	 0.1%
AYEWODO(MA)		1	 0.1%
AYIDUASI		1	 0.1%
AYIGYA		1	 0.1%
AZANU		1	 0.1%
BAABINSO		1	 0.1%
BAAKADO		1	 0.1%
BABIANI		1	 0.1%
BADU		1	 0.1%
BAIKA		1	 0.1%
BAMAN		2	 0.1%
BANDA		3	 0.2%
BANDA AHENKRO		2	 0.1%
BANKO		1	 0.1%
BANTAMA		2	 0.1%

File : gh_qb_general

q2v: Locality name

Value	Label	Cases	Percentage
BAREKESE		3	0.2%
BAREKUMA		1	0.1%
BATOR		1	0.1%
BAWDIE		2	0.1%
BAWKU		15	0.9%
BEBU		1	0.1%
BECHEM		1	0.1%
BEGERO		1	0.1%
BEKWAI		8	0.5%
BEKWAI JACOB		1	0.1%
BEKWEI		1	0.1%
BEKWI		1	0.1%
BENSO		1	0.1%
BENUAKYEM		1	0.1%
BEPOSO SEKYERE		1	0.1%
BEREKUM		1	0.1%
BESEASE		2	0.1%
BESEASE(EJISU		1	0.1%
BIBIANI		1	0.1%
BIG ADA		6	0.4%
BIG ADA (OCANSEY KOPE) GAR		1	0.1%
BIG ADA-GOS		1	0.1%
BIG ADA/GAR		12	0.7%
BIMBILA		3	0.2%
BIRIM NORTH		1	0.1%
BIRIWA		1	0.1%
BISCASE		1	0.1%
BISEASE		1	0.1%
BOAMA(A/R)		1	0.1%
BOAMAN		2	0.1%
BOAMANG		1	0.1%
BODADA		1	0.1%
BODADA/VR		1	0.1%
BOHYEN		4	0.2%
BOKANKYE		1	0.1%
BOKANKYL		1	0.1%
BOKAWKYE A/R		1	0.1%
BOKO ANO		1	0.1%
BOKOM		1	0.1%
BOKRUWA		1	0.1%






































File : gh_qb_general

q2v: Locality name

Value	Label	Cases	Percentage
BOKURUWA		1	0.1%
BOLE		3	0.2%
BOLGA		1	0.1%
BOLGATANGA		6	0.4%
BOLGATANGA NORTHERN REGION		1	0.1%
BOLOGATANGA		1	0.1%
BOME		1	0.1%
BOMFA		1	0.1%
BOMFA ACHIASE		1	0.1%
BOMFA ANYINASE		1	0.1%
BOMPATA		2	0.1%
BOMSU		1	0.1%
BOMWIRE/ NTOMSO		1	0.1%
BONE		1	0.1%
BONGO		2	0.1%
BONWIRE		3	0.2%
BONWIRE ADWANWOMA		1	0.1%
BONWIRE BARMANG		1	0.1%
BONWIRG		1	0.1%
BORTIANOR		1	0.1%
BOSO-ANNU		1	0.1%
BOSOMTWI		1	0.1%
BOTI		1	0.1%
BREKUM		3	0.2%
BREMAN		4	0.2%
BREMANG ASIKUMA		1	0.1%
BRITISH JAMES TOWN (NGLESHIE AMANFRO)		1	0.1%
BROFODU		1	0.1%
BRONG AHAFO		2	0.1%
BRUTU		1	0.1%
BUKOM		3	0.2%
BUMPRUGU		1	0.1%
BUOH		1	0.1%
BUOYEM		2	0.1%
BUSUA		1	0.1%

File : gh_qb_general

q2v: Locality name

Value	Label	Cases	Percentage
CAPE COAST		29	 1.8%
CAPECOAST		1	 0.1%
CENTRAL REGION		1	 0.1%
CHAMBA		3	 0.2%
CHARMBA		1	 0.1%
CHIREH		1	 0.1%
CHORKOR		2	 0.1%
COALTAR		1	 0.1%
DABOASE		1	 0.1%
DABOYA		2	 0.1%
DAMAASE		1	 0.1%
DAMANGO		1	 0.1%
DAMONGO		1	 0.1%
DANKYIRA (KASOA)		1	 0.1%
DANSOMAN		1	 0.1%
DANU		1	 0.1%
DARKOMAN-ACCRA		1	 0.1%
DAWA		1	 0.1%
DAWA/ OYARIFA		1	 0.1%
DECHEMSO		1	 0.1%
DENKYIRA		2	 0.1%
DENKYIRA NYMAWOSU		1	 0.1%
DENU		3	 0.2%
DEVEGO		1	 0.1%
DIXCOVE		1	 0.1%
DOBA/UER		1	 0.1%
DODOWA		1	 0.1%
DOM POASI		1	 0.1%
DOMAA AHENKRO		2	 0.1%
DOMEABRA		2	 0.1%
DOMGABRA		1	 0.1%
DOMPOASI		2	 0.1%
DORMAA		1	 0.1%
DORMAA AHENKRO		2	 0.1%
DUAKWA		1	 0.1%
DUASE		3	 0.2%
DUAYAW NKWANTA		2	 0.1%

File : gh_qb_general

q2v: Locality name

Value	Label	Cases	Percentage
DUKWA OFFIN		1	0.1%
DUNKINA		1	0.1%
DUNKWA		1	0.1%
DUNKWA ADWEMON		1	0.1%
DWABEN		2	0.1%
DZELUKOPE		1	0.1%
DZODZE		1	0.1%
DZODZE/VR		1	0.1%
DZOLO		1	0.1%
EASTEN REGION		1	0.1%
EASTERN REGION		1	0.1%
EBO		1	0.1%
EDINA		1	0.1%
EFFIGYAASE		1	0.1%
EFISU ASANWASE		1	0.1%
EFUTU		1	0.1%
EJISO		1	0.1%
EJISU		13	0.8%
EJISU (ABENASE)		1	0.1%
EJISU ABENASE		1	0.1%
EJISU ACHEAKROM		1	0.1%
EJISU BISEASE		1	0.1%
EJISU DADIETEM		1	0.1%
EJISU JUABEN		3	0.2%
EJISU JUABENG		2	0.1%
EJISU ONWE		1	0.1%
EJISU-ABENASE		1	0.1%
EJITSU		1	0.1%
EJURA		2	0.1%
EKPEGA TOGO		1	0.1%
EKUMFI OTOM		1	0.1%
ELIMINA		1	0.1%
ELMINA		10	0.6%
ENYAN ABASA		1	0.1%

File : gh_qb_general

q2v: Locality name

Value	Label	Cases	Percentage
ESAASE BONTENFUFUO		1	0.1%
ESASE		1	0.1%
ESIENIMPONG		1	0.1%
ETISU		1	0.1%
FAAMAN		1	0.1%
FADAMA		1	0.1%
FANTEAKWA		1	0.1%
FARMER		1	0.1%
FARNA		1	0.1%
FAWOADA		1	0.1%
FOASE		1	0.1%
FOMENA		1	0.1%
FOSU		1	0.1%
FUFUOM		1	0.1%
FUMESA		1	0.1%
FUMESUA		1	0.1%
FUMESWA		1	0.1%
GA - MASHIE (JAMES TOWN)		1	0.1%
GA ACCRA		1	0.1%
GA MASHIE		6	0.4%
GA MASHIE (ACCRA)		1	0.1%
GA-MANHIA		1	0.1%
GA-MASHIE		7	0.4%
GA-SEMPE/ GAR		1	0.1%
GAMAASI		1	0.1%
GAMBAGA		1	0.1%
GBAWE		2	0.1%
GBEFE		1	0.1%
GBESE		2	0.1%
GBEWAA		1	0.1%
GELUKOPE		1	0.1%
GOMOA AKOM		1	0.1%
GOMOA FETTEH		2	0.1%
GOMOA MANSO		1	0.1%
GOMOA PAMFO		1	0.1%
GOMOA WEST		1	0.1%
GOMOA- OJOBI		1	0.1%

File : gh_qb_general

q2v: Locality name

Value	Label	Cases	Percentage
GOMOA-OJOBI/CR		1	0.1%
GREATER ACCRA		1	0.1%
GUSHIEGU		1	0.1%
GYINYASE		3	0.2%
HAVE		2	0.1%
HEMANG		1	0.1%
HIEWO		1	0.1%
HO		10	0.6%
HOHOE		8	0.5%
HOHOE, VOLTA REGION		1	0.1%
HUHUNYA/ER		1	0.1%
HUNI VALLEY		1	0.1%
HWEDIEM		1	0.1%
HWEEHWEE		1	0.1%
HWIDIEM		1	0.1%
HYIAWU BESEASE		1	0.1%
ILETA		1	0.1%
ITO		1	0.1%
JACHIE		1	0.1%
JACKIE		1	0.1%
JACOBUS		1	0.1%
JAKOBUS		1	0.1%
JAKODUA		1	0.1%
JAMAN		1	0.1%
JAMASI		2	0.1%
JAMES		1	0.1%
JAMES TOWN		12	0.7%
JAMESI		1	0.1%
JAMESTOWN		7	0.4%
JAMESTOWN, ACCRA		1	0.1%
JASIKAN		3	0.2%
JEMAN / BA		1	0.1%
JINIJINI		1	0.1%
JOMORO		1	0.1%
JUABEN		2	0.1%
JUABENG (EASTERN)		1	0.1%
JUABNEG		1	0.1%
JUANSAN		1	0.1%
JUASO		1	0.1%

File : gh_qb_general

q2v: Locality name

Value	Label	Cases	Percentage
JUKWA		1	0.1%
KADE OSINASI		1	0.1%
KADJEBI		3	0.2%
KASENA- NANKANA		1	0.1%
KASOA		1	0.1%
KEDJEBI		1	0.1%
KEIA		1	0.1%
KENTINKRONO		1	0.1%
KENYASI		1	0.1%
KETA		15	0.9%
KETA VOODZA		1	0.1%
KETE KRACHI		1	0.1%
KHASO		1	0.1%
KIBI		5	0.3%
KIBI ER		1	0.1%
KINTAMPO NORTH		1	0.1%
KJEBI AMANFROM		1	0.1%
KKHIAU		1	0.1%
KLA		1	0.1%
KLAVE		2	0.1%
KLINRIEBA		1	0.1%
KLOBOMGO		1	0.1%
KOBEI		1	0.1%
KODZI		1	0.1%
KOFORDUA		1	0.1%
KOFORIDUA		10	0.6%
KOFORIDUA - OYOKO		1	0.1%
KOFORIDUA EFIDUASEI		1	0.1%
KOFORIDUA JACKSON PARK		1	0.1%
KOFORIDUA OYOKO		1	0.1%
KOKOBENG		1	0.1%
KOKOFU		3	0.2%
KOKORANTUM		1	0.1%
KOMENDA		1	0.1%
KONKOMA(LAF BOSOMTWE AREA)		1	0.1%

File : gh_qb_general

q2v: Locality name

Value	Label	Cases	Percentage
KONOGO		1	0.1%
KONONGO		3	0.2%
KONONGO PRASO		2	0.1%
KONTOMPO		1	0.1%
KONYAKO (SWEDRU)		1	0.1%
KORDIABE		3	0.2%
KORLE WUKO		2	0.1%
KORLE-GONNO		1	0.1%
KORLE-WOKO		1	0.1%
KORLEGONO		1	0.1%
KOTEI		4	0.2%
KPANDO		10	0.6%
KPANDO-FETE		1	0.1%
KPEDZE		1	0.1%
KPEJE		1	0.1%
KPENWE		1	0.1%
KPONE		4	0.2%
KPONE (GAR)		1	0.1%
KPONE BAWALEDHIE (GAR)		1	0.1%
KPONE BWALASHIE		1	0.1%
KPONE, GREATER ACCRA		1	0.1%
KPONE/GAR		8	0.5%
KPONG		2	0.1%
KPONG-BWACASHIE		1	0.1%
KPORTOI V/R		1	0.1%
KRACHI NKWANTA		1	0.1%
KRAKYE		1	0.1%
KROBO		1	0.1%
KROBO ODUMASE		2	0.1%
KROBO ODUMASI		2	0.1%
KROFROM		1	0.1%
KRONOM		2	0.1%
KUBORI		1	0.1%
KUBRISU		1	0.1%
KUKUO		1	0.1%



































File : gh_qb_general

q2v: Locality name

Value	Label	Cases	Percentage
KUKURANTUM		1	0.1%
KUMASI		37	2.3%
KUMASI CHIRAPATRE		1	0.1%
KUMASI PANKRONO		1	0.1%
KUMAWU		4	0.2%
KUMBUNGU		1	0.1%
KUNSO		1	0.1%
KUNSU WIAWSO		1	0.1%
KUNTUNSO WIASO		1	0.1%
KUTULI (VIA SABOBA)		1	0.1%
KWABENG		1	0.1%
KWABENYA- ACCRA		1	0.1%
KWABRE		1	0.1%
KWADASO		3	0.2%
KWAEIBIBIREM		1	0.1%
KWAHU		16	1.0%
KWAHU BUKRUWA		1	0.1%
KWAHU KWAITIA		1	0.1%
KWAHU MPRAESO		1	0.1%
KWAHU NKETIA (E/R)		1	0.1%
KWAHU NORTH		1	0.1%
KWAHU OBO		2	0.1%
KWAHU OBOEH		1	0.1%
KWAHU OBOMANING(K NORTH)		1	0.1%
KWAHU OBOMEN		1	0.1%
KWAHU OBOMENG		1	0.1%
KWAHU OBOO		1	0.1%
KWAHU PRASO		1	0.1%
KWAHU SOUTH		1	0.1%
KWAHU TAFO		2	0.1%

File : gh_qb_general

q2v: Locality name

Value	Label	Cases	Percentage
KWAHU TWENEASE		1	 0.1%
KWAHU WEST		1	 0.1%
KWAHU- ABETIFI		2	 0.1%
KWAHU- NKWANTA		1	 0.1%
KWAHU- OBOMENG		1	 0.1%
KWAMAN NSUTA/ ASHANTI		1	 0.1%
KWAMO		1	 0.1%
KWANU PADO CAPE COAST		1	 0.1%
KWANWOMA		1	 0.1%
KWASO		1	 0.1%
KWATRIE		1	 0.1%
KWAWU- NKWATIA		1	 0.1%
KYEBI (KIBI)		1	 0.1%
KYEKEYOWE		1	 0.1%
KYIREKROM		1	 0.1%
LA		6	 0.4%
LA KWAKU		1	 0.1%
LA(ACCRA)		1	 0.1%
LA- BAWALESHIE		1	 0.1%
LA/GAR		3	 0.2%
LABADI		2	 0.1%
LABADI- ACCRA		1	 0.1%
LARTE		1	 0.1%
LARTEH		3	 0.2%
LARTEH/ER		1	 0.1%
LARTEI		2	 0.1%
LATTEH		1	 0.1%
LAWRA		1	 0.1%
LEDZOKUKU KROKIOR		1	 0.1%
LIKPE- AGBOSOME		1	 0.1%
LOLOBI		1	 0.1%
LOLOBI- KUMASI		1	 0.1%
LUWOUR (ADA)/GAR		1	 0.1%
MABANG		1	 0.1%




































File : gh_qb_general

q2v: Locality name

Value	Label	Cases	Percentage
MADINA		1	0.1%
MAFE AKRAYA		1	0.1%
MAFE KUMASI		1	0.1%
MAFI KUMASE		1	0.1%
MAHEYA		1	0.1%
MAKESSIM		1	0.1%
MAMFE		2	0.1%
MAMKESIM		1	0.1%
MAMOBI		1	0.1%
MAMONG		1	0.1%
MAMPOHG		1	0.1%
MAMPONG		14	0.9%
MAMPONG A/ R		1	0.1%
MAMPONG AKWAPIM		1	0.1%
MAMPONG NSUTA		1	0.1%
MAMPONG- ASHANTI		1	0.1%
MAMPONG- NSUTA		1	0.1%
MAMPONGTEN		2	0.1%
MAMPONTEN		3	0.2%
MAMPONTENG		4	0.2%
MAMPROBI		2	0.1%
MANDO		1	0.1%
MANSO		1	0.1%
MANSO ABADOM		1	0.1%
MANSO ADUBLA0		1	0.1%
MANSO ANKAM		1	0.1%
MAPRE		1	0.1%
MATAHEKO		1	0.1%
MBEM		1	0.1%
MBEMU		1	0.1%
MEMFE		1	0.1%
MFANTSIMAN		1	0.1%
MFENSI		1	0.1%
MIM		1	0.1%
MIM B/R		1	0.1%
MISANTSIMAN		1	0.1%

File : gh_qb_general

q2v: Locality name

Value	Label	Cases	Percentage
MOFRA MFA ADWEN		1	 0.1%
MOLE DAGBON		1	 0.1%
MOORE		1	 0.1%
MOREE		1	 0.1%
MOREE/CR		1	 0.1%
MPASAATIA		1	 0.1%
MPOHOR		1	 0.1%
MPRAESO KWAHU		1	 0.1%
NADOKILI		1	 0.1%
NALERIGU		1	 0.1%
NANDOM		5	 0.3%
NAVORONGO		1	 0.1%
NAVRONGO		5	 0.3%
NEW ACHIMOTA- ACCRA		1	 0.1%
NEW AYORMAN		1	 0.1%
NEW JEJETI		1	 0.1%
NEW NINGO		1	 0.1%
NEW NINGO/ GAR		1	 0.1%
NEW TOWN		1	 0.1%
NGLESHIE- ACCRA		1	 0.1%
NIMA		10	 0.6%
NINGO		1	 0.1%
NINGO, GREATER ACCRA		1	 0.1%
NKAWIE		2	 0.1%
NKAWKAW		1	 0.1%
NKEKENSU		1	 0.1%
NKENKAASO		1	 0.1%
NKINKENSO		1	 0.1%
NKONTENASE		1	 0.1%
NKONYA NTUMDA		1	 0.1%
NKORAMZA		2	 0.1%
NKORANZA		3	 0.2%
NKRANZA		1	 0.1%
NKRANZA BOMIME		1	 0.1%
NKROFUL		1	 0.1%

File : gh_qb_general

q2v: Locality name

Value	Label	Cases	Percentage
NKWANKWAW		1	0.1%
NKWATIA		2	0.1%
NORTH TON		1	0.1%
NORTH(GRUSI)		1	0.1%
NORTHERN VOLTA		1	0.1%
NSAKYI(ABURI		1	0.1%
NSANFU-ANOMABO		1	0.1%
NSAWAM		1	0.1%
NSOATRE		2	0.1%
NSUATERE/BA		1	0.1%
NSUTA		3	0.2%
NSUTA ATONSU		1	0.1%
NTOMSO		1	0.1%
NTONSO		2	0.1%
NTOSO		1	0.1%
NTOSU		1	0.1%
NUNGUA		6	0.4%
NWOMASE		1	0.1%
NYINAHIN		3	0.2%
NZEMA		1	0.1%
OBNASI		1	0.1%
OBO		8	0.5%
OBO KWAHU		6	0.4%
OBO KWAWU		1	0.1%
OBO-KWAHU		2	0.1%
OBOASI		1	0.1%
OBOEH		1	0.1%
OBOMENG		1	0.1%
OBOSOMASEI		1	0.1%
OBUASI		2	0.1%
ODA		1	0.1%
ODOBEN		1	0.1%
ODUM		1	0.1%
ODUMASE AMANFRO		1	0.1%
OFANKOR		2	0.1%
OFFIMSO		2	0.1%
OFFINSO		12	0.7%
OFFINSO NORTH		1	0.1%
OFFINSO-(KUMASI)		1	0.1%

File : gh_qb_general

q2v: Locality name

Value	Label	Cases	Percentage
OFFUWASI		1	0.1%
OFINSO		2	0.1%
OJOBI/CR		1	0.1%
ONWE		1	0.1%
ONWE - EJISU		1	0.1%
OPA, NSAWAM		1	0.1%
OPPONG CALLEY(TARK)		1	0.1%
OSIAMU		1	0.1%
OSIEM		1	0.1%
OSIEM - E/R		1	0.1%
OSU		27	1.6%
OSU RE		1	0.1%
OSU, ACCRA		1	0.1%
OSU-ACCRA		3	0.2%
OTOAM		1	0.1%
OTORM(TAKOR AREA)W/R		1	0.1%
OTROKPE		1	0.1%
OYOKO- EPUTUOGYA		1	0.1%
PAAKOSO		1	0.1%
PAAKOSU (EJISU)		1	0.1%
PAYIRE		1	0.1%
PEJE (KPEJE)		1	0.1%
PEKI		5	0.3%
PEKI - DZAKE		1	0.1%
POKUASE		1	0.1%
PRAMPRAM		9	0.5%
PRAMPRAM/ GAR		8	0.5%
PRESTEA		1	0.1%
PUNKWA- ASSIKUMAH		1	0.1%
SABOBA		2	0.1%
SALAGA		4	0.2%
SALPOND		1	0.1%
SALT POND		2	0.1%
SALTPOMD		1	0.1%
SALTPOND		3	0.2%
SAMLESI APLESU		1	0.1%
SANDEMA		2	0.1%

File : gh_qb_general

q2v: Locality name

Value	Label	Cases	Percentage
SANDEMA (UPPER EAST)		1	0.1%
SANKORE		1	0.1%
SANTROKOFI		1	0.1%
SANTROKOFI BENUA		1	0.1%
SAVELUGU		1	0.1%
SAVELUGU NANTON		1	0.1%
SAWABA		1	0.1%
SEFIWIWIAWSC		1	0.1%
SEFWI		3	0.2%
SEFWI BEKWAI		2	0.1%
SEKONDI		1	0.1%
SEKONDI TAKORADI		1	0.1%
SEKONDI TAKRADI		1	0.1%
SEKYERE		1	0.1%
SEKYERE DUMASI		1	0.1%
SEKYERE- ADUMASE		1	0.1%
SEKYERE- DUMASE		1	0.1%
SEKYEREDUMASI		1	0.1%
SEMPE		1	0.1%
SEMPE (SAKA TSULU WE)/ GAR		1	0.1%
SEMPE, ACCRA		1	0.1%
SENE		2	0.1%
SENYA BREKU		1	0.1%
SENYA BREKUM		1	0.1%
SEPAASE		1	0.1%
SEPE		2	0.1%
SEPEH		1	0.1%
SEVA		1	0.1%
SEWUAH		1	0.1%
SHAMA		4	0.2%
SOGACOPE		1	0.1%
SOGAKOPE		2	0.1%
SOKOBAN		1	0.1%
SOMANYA		2	0.1%

File : gh_qb_general

q2v: Locality name

Value	Label	Cases	Percentage
SRAHA		1	0.1%
SUHUM		9	0.5%
SUJANI		1	0.1%
SUNKERSO		1	0.1%
SUNTRESO		1	0.1%
SUNYANI		3	0.2%
SUSHYENE		1	0.1%
SWEDRU		2	0.1%
TABRE GAMAASI		1	0.1%
TAFLE (V/R)		1	0.1%
TAFO		10	0.6%
TAFO (KUMASI)		1	0.1%
TAKORADI		8	0.5%
TAMALE		9	0.5%
TAMALE MUNICIPAL		1	0.1%
TANO NORTH		1	0.1%
TANOSO		2	0.1%
TANYIGBE		1	0.1%
TANYIGBE- EJOE		1	0.1%
TAPULGA		1	0.1%
TARKWA		6	0.4%
TARKWA TAMSO		1	0.1%
TATALE		2	0.1%
TAVIEFE		2	0.1%
TAVIEPE		1	0.1%
TAYIGBE (HO CENTRAL)		1	0.1%
TECHIMAN		2	0.1%
TEFLE		1	0.1%
TEGBI		1	0.1%
TEMA		5	0.3%
TEMA/GAR		1	0.1%
TEMALE		1	0.1%
TEPA		1	0.1%
TEPO - NKONYA		1	0.1%
TEPO NKONYA		1	0.1%
TESHI NUNGUA		1	0.1%
TESHIE		16	1.0%

File : gh_qb_general

q2v: Locality name

Value	Label	Cases	Percentage
TETREFU		2	<div><div></div></div> 0.1%
TETREM		2	<div><div></div></div> 0.1%
TOH KPALIME		1	<div><div></div></div> 0.1%
TOLOKUMBUG		1	<div><div></div></div> 0.1%
TOLON		2	<div><div></div></div> 0.1%
TOLON KUNBUNGU		1	<div><div></div></div> 0.1%
TOMU		1	<div><div></div></div> 0.1%
TONGO- TALENSI		1	<div><div></div></div> 0.1%
TREDE		1	<div><div></div></div> 0.1%
TSIBU- AWUDOME		1	<div><div></div></div> 0.1%
TUMU		1	<div><div></div></div> 0.1%
TUMU U/E		1	<div><div></div></div> 0.1%
TUOBODON (NEAR TECHIMAN) IN BRONG AHAFO		1	<div><div></div></div> 0.1%
TUTU - AKWAPIM		1	<div><div></div></div> 0.1%
TWENEDURAS		1	<div><div></div></div> 0.1%
VAKPO		1	<div><div></div></div> 0.1%
VANE		1	<div><div></div></div> 0.1%
VE-DEME		1	<div><div></div></div> 0.1%
VOGA		1	<div><div></div></div> 0.1%
VOLTA ABORLORVE		1	<div><div></div></div> 0.1%
VOLTA NORTH		1	<div><div></div></div> 0.1%
VOLTA REGION		3	<div><div></div></div> 0.2%
WA		4	<div><div></div></div> 0.2%
WADIEDWUMA		1	<div><div></div></div> 0.1%
WAIFI		1	<div><div></div></div> 0.1%
WASSA AKROPONG		1	<div><div></div></div> 0.1%
WENCHI		11	<div><div></div></div> 0.7%
WIASO- ASANTE AKYEM		1	<div><div></div></div> 0.1%
WINEBA		2	<div><div></div></div> 0.1%
WINNEBA		6	<div><div></div></div> 0.4%
WIOSO		1	<div><div></div></div> 0.1%
WOE		1	<div><div></div></div> 0.1%
WORAWORA		2	<div><div></div></div> 0.1%
WRAWRA		1	<div><div></div></div> 0.1%

File : gh_qb_general

q2v: Locality name

Value	Label	Cases	Percentage
WUTI		1	0.1%
YABE		1	0.1%
YEBEDAN AGYA		1	0.1%
YENDI		18	1.1%
ZABZUGU TATALE		1	0.1%
ZEBILLA		1	0.1%
.b		4	

Warning: these figures indicate the number of cases found in the data file. They cannot be interpreted as summary statistics of the population of interest.

q2d: Region of this locality

Information	[Type= discrete] [Format=numeric] [Range= 101-1009] [Missing=*]
Statistics [NW/ W]	[Valid=1553 /-] [Invalid=113 /-]
Universe	If q2 in 1
Literal question	Q2D. In which region is it located?
Interviewer's instructions	see list of region codes

Value	Label	Cases	Percentage
101	JOMORO	34	2.2%
102	NZEMA EAST	2	0.1%
103	ELLEMBELLE	0	
104	AHANTA WEST	4	0.3%
105	SHAMA	1	0.1%
106	SEKONDI TAKORADI METRO	7	0.5%
107	MPOHOR WASSA	1	0.1%
108	TARKWA NSUAEM	4	0.3%
109	BOGOSO PRESTEA	1	0.1%
110	WASSA AMENFI WEST	0	
111	WASSA AMENFI EAST	1	0.1%
112	AOWIN	0	
113	SEFWI WIAWSO	1	0.1%
114	SEFWI BIBIANI BEKWAI	1	0.1%
115	SEFWI AKONTOMBRA	0	
116	JUABESO	0	
117	BIA	0	
201	KOMENDA EDINA EGUAFO ABIREM	92	5.9%
202	CAPE COAST MUNICIPAL	21	1.4%
203	ABURA ASEBU KWANMANKESE	2	0.1%
204	MFANTSIMAN	3	0.2%
205	GOMOA WEST	3	0.2%
206	GOMOA EAST	2	0.1%
207	EFUTU	4	0.3%
208	AWUTU SENYA	1	0.1%
209	AGONA WEST	8	0.5%

File : gh_qb_general

q2d: Region of this locality

Value	Label	Cases	Percentage
210	AGONA EAST	2	0.1%
211	ASIKUMA ODOBEN BRAKWA	3	0.2%
212	AJUMAKO ENYAN ESIAM	6	0.4%
213	ASSIN SOUTH	3	0.2%
214	ASSIN NORTH	1	0.1%
215	TWIFO HEMANG LOWER DENKYIRA	2	0.1%
216	UPPER DENKYIRA EAST	2	0.1%
217	UPPER DENKYIRA WEST	1	0.1%
301	ACCRA METRO AREA	268	17.3%
302	LEDZOKOKU KROWOR	0	
303	GA WEST	6	0.4%
304	GA SOUTH	4	0.3%
305	GA EAST	2	0.1%
306	TEMA METROPOLITAN ASSEMBLY	1	0.1%
307	ASHIAMAN MUNICIPALITY	1	0.1%
308	ADENTA MADINA	5	0.3%
309	DANGME WEST	3	0.2%
310	DANGME EAST	0	
401	SOUTH TONGU	131	8.4%
402	NORTH TONGU	6	0.4%
403	AKATSI	1	0.1%
404	KETA	11	0.7%
405	KETU SOUTH	0	
406	KETU NORTH	2	0.1%
407	HO	6	0.4%
408	KPANDO	8	0.5%
409	HOHOE	7	0.5%
410	JASIKAN	3	0.2%
411	KADJEBI	2	0.1%
412	ADAKLU/ ANYIGBE	1	0.1%
413	SOUTH DAYI	0	
414	BLAKOYE	0	
415	NKWANTA NORTH	0	
416	NKWANTA SOUTH	0	
417	KRACHI WEST	1	0.1%
418	KRACHI EAST	0	
501	BIRIM NORTH	159	10.2%
502	BIRIM CENTRAL	4	0.3%
503	BIRIM SOUTH	0	
504	AKYEMMANSA	3	0.2%
505	WEST AKIM	4	0.3%
506	EAST AKIM	2	0.1%
507	ATIWA	1	0.1%

File : gh_qb_general

q2d: Region of this locality

Value	Label	Cases	Percentage
508	KWAEBIBIREM	2	0.1%
509	SUHUM K.OALTAR	3	0.2%
510	FANTEAKWA	3	0.2%
511	NEW JUABEN	2	0.1%
512	AKWAPIM SOUTH	11	0.7%
513	AKWAPIM NORTH	8	0.5%
514	YILO KROBO	2	0.1%
515	LOWER MANYA	6	0.4%
516	UPPER MANYA	0	
517	ASUOGYAMAN	1	0.1%
518	KWAHU NORTH/ AFRAM PLAINS	3	0.2%
519	KWAHU SOUTH	10	0.6%
520	KWAHU WEST	6	0.4%
521	KWAHU EAST	4	0.3%
601	ATWIMA NWABIAGYA	244	15.7%
602	ATWIMA MPONUA	4	0.3%
603	AMANSIE WEST	4	0.3%
604	AMANSIE EAST	4	0.3%
605	AMANSIE CENTRAL	2	0.1%
606	BOSOME FREHO	2	0.1%
607	ADANSI WEST	2	0.1%
608	ADANSI SOUTH	4	0.3%
609	ADANSI NORTH	7	0.5%
610	ASHANTI AKIM SOUTH	12	0.8%
611	ASHANTI AKIM NORTH	3	0.2%
612	EJISU JUABEN	21	1.4%
613	BOSOMTWI	4	0.3%
614	ATWIMA KWANWOMA	3	0.2%
615	KUMASI METRO	99	6.4%
616	KWABRE	14	0.9%
617	AFIGYA - KWABRE	3	0.2%
618	AFIGYA SEKYERE	5	0.3%
619	SEKYERE EAST	2	0.1%
620	KUMAWU - AFRAM PLAINS	1	0.1%
621	SEKYERE WEST	4	0.3%
622	SEKYERE CENTRAL	1	0.1%
623	EJURA SEKYEDUMASI	0	
624	OFFINSO SOUTH	4	0.3%
625	OFFINSO NORTH	1	0.1%
626	AHAFO ANO SOUTH	0	
627	AHAFO ANO NORTH	0	
701	ASUNAFO NORTH	38	2.4%
702	ASUNAFO SOUTH	0	

File : gh_qb_general

q2d: Region of this locality

Value	Label	Cases	Percentage
703	ASUTIFI	0	
704	TANO SOUTH	3	0.2%
705	TANO NORTH	2	0.1%
706	SUNYANI	5	0.3%
707	SUNYANI WEST	0	
708	DORMAA	4	0.3%
709	DORMAA EAST	3	0.2%
710	JAMAN SOUTH	1	0.1%
711	JAMAN NORTH	0	
712	BREKUM	1	0.1%
713	WENCHI	1	0.1%
714	TAIN	0	
715	TECHIMAN	1	0.1%
716	NKORANZA SOUTH	3	0.2%
717	NKORANZA NORTH	2	0.1%
718	KINTAMPO NORTH	1	0.1%
719	KINTAMPO SOUTH	0	
720	ATEBUBU	1	0.1%
721	PRU	0	
722	SENE	0	
801	BOLE	37	2.4%
802	SAWLA TUNA KALBA	0	
803	WEST GONJA	2	0.1%
804	EAST GONJA	0	
805	CENTRAL GONJA	0	
806	NANUMBA NORTH	0	
807	NANUMBA SOUTH	1	0.1%
808	ZABZUGU TATALE	1	0.1%
809	SABOBA	2	0.1%
810	CHEREPONI	1	0.1%
811	YENDI	8	0.5%
812	GUSHIEGU	1	0.1%
813	KARAGA	0	
814	SAVELUGU NANTON	1	0.1%
815	TAMALE MUNICIPAL	6	0.4%
816	TOLON KUNBUNGU	3	0.2%
817	WEST MAMPRUSI	0	
818	EAST MAMPRUSI	0	
820	BUNKPRUGU - YUUYO	1	0.1%
821	KPANDAI	0	
901	BUILSA	27	1.7%
902	KASENA NANKANA WEST	1	0.1%
903	KASENA NANKANA EAST	1	0.1%

File : gh_qb_general

q2d: Region of this locality

Value	Label	Cases	Percentage
904	BONGO	1	0.1%
905	BOLGATANGA MUNICIPAL	4	0.3%
906	BAWKU WEST	4	0.3%
907	BAWKU EAST	2	0.1%
908	TALENSI NABDAM	1	0.1%
909	GARU TEMPANE	0	
1001	WA MUNICIPAL	7	0.5%
1002	WA EAST	1	0.1%
1003	WA WEST	0	
1004	NADOWLI	0	
1005	SISSALA EAST	5	0.3%
1006	SISSALA WEST	2	0.1%
1007	JIRAPA	0	
1008	LAMBUSSIE	0	
1009	LAWRA	1	0.1%
Sysmiss		113	

Warning: these figures indicate the number of cases found in the data file. They cannot be interpreted as summary statistics of the population of interest.

q3: Ethnic group

Information	[Type= discrete] [Format=numeric] [Range= 0-2147483624] [Missing=*]
Statistics [NW/ W]	[Valid=1604 /-] [Invalid=62 /-]
Literal question	Q3. At present, to which ethnic group would you say you belong in the Ghanaian society?

Value	Label	Cases	Percentage
0	None	2	0.1%
7	Other	136	8.5%
21	Akan	950	59.2%
22	Ga-Adangbe	276	17.2%
23	Ewe	180	11.2%
24	Guan	13	0.8%
25	Mole-Dagbon	34	2.1%
26	Gurma	4	0.2%
27	Grusi	9	0.6%
28	Mande	0	
Sysmiss		62	

Warning: these figures indicate the number of cases found in the data file. They cannot be interpreted as summary statistics of the population of interest.

q3a: Other ethnic group

Information	[Type= discrete] [Format=character] [Missing=*/.b]
Statistics [NW/ W]	[Valid=129 /-] [Invalid=7 /-]
Universe	If q3 in 7
Literal question	Q3. At present, to which ethnic group would you say you belong in the Ghanaian society? "Other" => Specify

File : gh_qb_general

q3a: Other ethnic group

Value	Label	Cases	Percentage
AKAN-DENKYIRA		1	0.8%
AKAN-TWI		1	0.8%
AKUAPEM		2	1.6%
ASHANTI		4	3.1%
BANDA		5	3.9%
BASARE		1	0.8%
BASSARE		1	0.8%
BISA		2	1.6%
BUEM		1	0.8%
BUILSA		2	1.6%
BUSANGA		8	6.2%
CHAMBA		4	3.1%
DAGAARE		4	3.1%
DAGAATI		1	0.8%
DAGAO		1	0.8%
DAGARE		1	0.8%
DAGARTI		1	0.8%
DAGOMBA		9	7.0%
DASYA		1	0.8%
EFUTU		1	0.8%
FANTE		1	0.8%
FANTI		5	3.9%
FRAFRA		7	5.4%
FULANI		1	0.8%
GA		3	2.3%
GONJA		8	6.2%
HAUSA		9	7.0%
KANJAGA		1	0.8%
KARDOR		1	0.8%
KASEMA		1	0.8%
KASENA MANKANA		1	0.8%
KASENA- NANKANA		2	1.6%
KASSENA		1	0.8%
KONKOMBA		2	1.6%
KOTOKOLI		5	3.9%
KUKUMBA		1	0.8%
KUNKUMBA		1	0.8%
KUSASI		3	2.3%
KWAHU		1	0.8%
MAMPRUSI		2	1.6%
MASSI		1	0.8%

File : gh_qb_general

q3a: Other ethnic group

Value	Label	Cases	Percentage
MOSSI		2	<div><div></div></div> 1.6%
NEZAM		1	<div><div></div></div> 0.8%
SALAGA		1	<div><div></div></div> 0.8%
SISAALA		1	<div><div></div></div> 0.8%
SISALA		2	<div><div></div></div> 1.6%
SISSALA		4	<div><div></div></div> 3.1%
TALENSI		1	<div><div></div></div> 0.8%
TANTI		1	<div><div></div></div> 0.8%
VAMRAMA		1	<div><div></div></div> 0.8%
WAALA		1	<div><div></div></div> 0.8%
WALA		1	<div><div></div></div> 0.8%
WALAS		1	<div><div></div></div> 0.8%
YUROBA		1	<div><div></div></div> 0.8%
ZAMALEMA		1	<div><div></div></div> 0.8%
ZAMRAMA		2	<div><div></div></div> 1.6%
.b		7	

Warning: these figures indicate the number of cases found in the data file. They cannot be interpreted as summary statistics of the population of interest.

q4: Religion

Information	[Type= discrete] [Format=numeric] [Range= 0-19] [Missing=*]
Statistics [NW/ W]	[Valid=1626 /-] [Invalid=40 /-]
Definition	Answers 6, 7, 8, 15 and 16 => Christian
Literal question	Q4. What is your religion?

Value	Label	Cases	Percentage
0	Muslim	158	<div><div></div></div> 9.7%
6	Catholic	184	<div><div></div></div> 11.3%
7	Protestant	382	<div><div></div></div> 23.5%
8	Other Christian	69	<div><div></div></div> 4.2%
9	Traditional religion	4	<div><div></div></div> 0.2%
10	Other religion	29	<div><div></div></div> 1.8%
11	Without religion	18	<div><div></div></div> 1.1%
15	Spiritualist	52	<div><div></div></div> 3.2%
16	Charismatic/Pentecostal	730	<div><div></div></div> 44.9%
Sysmiss		40	

Warning: these figures indicate the number of cases found in the data file. They cannot be interpreted as summary statistics of the population of interest.

q4a: Other religion

Information	[Type= discrete] [Format=character] [Missing=*/c/.b]
Statistics [NW/ W]	[Valid=26 /-] [Invalid=3 /-]
Universe	If q4 in 10
Literal question	Q4. What is your religion? "Other religion" => Specify

Value	Label	Cases	Percentage
ADVENTIST		2	<div><div></div></div> 7.7%

File : gh_qb_general

q4a: Other religion

Value	Label	Cases	Percentage
BAPTIST		1	3.8%
BUDDHIST		1	3.8%
CHURCH OF CHRIST		1	3.8%
JEHOVAH WITNESS		7	26.9%
METHODIST		4	15.4%
MUSLIM		2	7.7%
NO SPECIFIC RELIGION		1	3.8%
PRESBYTERIAN		2	7.7%
RASTAFARIAN		1	3.8%
SEVENTH DAY ADVENTIST		4	15.4%
.b		2	
.c		1	

Warning: these figures indicate the number of cases found in the data file. They cannot be interpreted as summary statistics of the population of interest.

q5: Number of brothers

Information	[Type= continuous] [Format=numeric] [Range= 0-9999] [Missing=*]
Statistics [NW/ W]	[Valid=1666 /-] [Invalid=0 /-] [Mean=3.017 /-] [StdDev=2.233 /-]
Pre-question	FAMILY HISTORY: PARENTS, BROTHERS AND SISTERS Now let's talk about your family...
Literal question	Q5. How many brothers have you had in total?
Interviewer's instructions	Take into account ALL brothers, even if they are not from the same fathers or mothers and even if they are deceased.

q6: Number of sisters

Information	[Type= continuous] [Format=numeric] [Range= 0-9999] [Missing=*]
Statistics [NW/ W]	[Valid=1666 /-] [Invalid=0 /-] [Mean=2.95 /-] [StdDev=2.234 /-]
Literal question	Q6. And how many sisters have you had in total?
Interviewer's instructions	Take into account ALL sisters, even if they are not from the same fathers or mothers and even if they are deceased.

q7: Are you the first born

Information	[Type= discrete] [Format=numeric] [Range= 0-1] [Missing=*]
Statistics [NW/ W]	[Valid=1666 /-] [Invalid=0 /-]
Literal question	Q7. Are you the first-born of the family?

Value	Label	Cases	Percentage
0	No	1272	76.4%
1	Yes	394	23.6%

Warning: these figures indicate the number of cases found in the data file. They cannot be interpreted as summary statistics of the population of interest.

q8: Did you father work when you were 15 years old

Information	[Type= discrete] [Format=numeric] [Range= 0-9999] [Missing=*]
Statistics [NW/ W]	[Valid=1622 /-] [Invalid=44 /-]

File : gh_qb_general

q8: Did you father work when you were 15 years old

Literal question Q8. Did your father work when you were 15 years old?

Post-question If q8 not in 1 => Go to q10 (Q10)

Value	Label	Cases	Percentage
0	Father unknown or deceased	124	7.6%
1	Yes	1438	88.7%
2	No	60	3.7%
Sysmiss		44	

Warning: these figures indicate the number of cases found in the data file. They cannot be interpreted as summary statistics of the population of interest.

q9: When you were 15, he was

Information [Type= discrete] [Format=numeric] [Range= 1-9999] [Missing=*]

Statistics [NW/ W] [Valid=1434 /-] [Invalid=232 /-]

Definition Answers 1 to 3 => Wage-earner
Answers 4 to 7 => Non-wage employment

Universe If q8 in 1

Literal question Q9. When you were 15, would you say he was:

Value	Label	Cases	Percentage
1	Higher-level occupation	138	9.6%
2	Skilled employee or worker	476	33.2%
3	Unskilled employee, worker, labourer	236	16.5%
4	Employer	63	4.4%
5	Self-employed (without employees)	516	36.0%
6	Apprentice/trainee, intern	3	0.2%
7	Family help	2	0.1%
Sysmiss		232	

Warning: these figures indicate the number of cases found in the data file. They cannot be interpreted as summary statistics of the population of interest.

q10: What was your father's level education

Information [Type= discrete] [Format=numeric] [Range= 1-9999] [Missing=*]

Statistics [NW/ W] [Valid=1598 /-] [Invalid=68 /-]

Literal question Q10. What was your father's level of education?

Value	Label	Cases	Percentage
1	No schooling	392	24.5%
2	Primary school	348	21.8%
3	Secondary studies	492	30.8%
4	Higher education	262	16.4%
5	Vocational	104	6.5%
Sysmiss		68	

Warning: these figures indicate the number of cases found in the data file. They cannot be interpreted as summary statistics of the population of interest.

q11_1: Father nationality 1

Information [Type= discrete] [Format=numeric] [Range= 7777-99527] [Missing=*]

Statistics [NW/ W] [Valid=1664 /-] [Invalid=2 /-]

Literal question Q11. What was or were his nationalities?
First nationality

File : gh_qb_general

q11_1: Father nationality 1

Value	Label	Cases	Percentage
99132	UNITED KINGDOM	1	0.1%
99135	NETHERLANDS	2	0.1%
99328	GABON	2	0.1%
99329	GHANA	1643	98.7%
99331	BURKINA FASO	3	0.2%
99335	MALI	4	0.2%
99338	NIGERIA	5	0.3%
99345	TOGO	4	0.2%
Sysmiss		2	

Warning: these figures indicate the number of cases found in the data file. They cannot be interpreted as summary statistics of the population of interest.

q11_2: Father nationality 2

Information	[Type= discrete] [Format=numeric] [Range= 7777-99527] [Missing=*]
Statistics [NW/ W]	[Valid=25 /-] [Invalid=1641 /-]
Literal question	Q11. What was or were his nationalities? Second nationality

Value	Label	Cases	Percentage
99132	UNITED KINGDOM	2	8.0%
99135	NETHERLANDS	9	36.0%
99303	SOUTH AFRICA	1	4.0%
99329	GHANA	6	24.0%
99331	BURKINA FASO	1	4.0%
99335	MALI	1	4.0%
99338	NIGERIA	1	4.0%
99345	TOGO	2	8.0%
99404	UNITED STATES	1	4.0%
99505	AMERICAN SAMOA	1	4.0%
Sysmiss		1641	

Warning: these figures indicate the number of cases found in the data file. They cannot be interpreted as summary statistics of the population of interest.

q11_3: Father nationality 3

Information	[Type= discrete] [Format=numeric] [Range= 96000-2147483624] [Missing=*]
Statistics [NW/ W]	[Valid=1 /-] [Invalid=1665 /-]
Literal question	Q11. What was or were his nationalities? Third nationality

Value	Label	Cases	Percentage
99404	UNITED STATES	1	100.0%
Sysmiss		1665	

Warning: these figures indicate the number of cases found in the data file. They cannot be interpreted as summary statistics of the population of interest.

q12: Is he alive

Information	[Type= discrete] [Format=numeric] [Range= 0-1] [Missing=*]
Statistics [NW/ W]	[Valid=1662 /-] [Invalid=4 /-]
Literal question	Q12. Is he alive?

File : gh_qb_general

q12: Is he alive

Value	Label	Cases	Percentage
0	No	874	<div><div></div></div> 52.6%
1	Yes	788	<div><div></div></div> 47.4%
Sysmiss		4	

Warning: these figures indicate the number of cases found in the data file. They cannot be interpreted as summary statistics of the population of interest.

q12a: Year of father death

Information	[Type= discrete] [Format=numeric] [Range= 1933-9999] [Missing=*]
Statistics [NW/ W]	[Valid=841 /-] [Invalid=825 /-]
Universe	If q12 in 0
Literal question	Q12A. In which year did he die?

Value	Label	Cases	Percentage
1940		2	<div><div></div></div> 0.2%
1943		1	<div><div></div></div> 0.1%
1945		1	<div><div></div></div> 0.1%
1946		1	<div><div></div></div> 0.1%
1947		2	<div><div></div></div> 0.2%
1948		1	<div><div></div></div> 0.1%
1949		3	<div><div></div></div> 0.4%
1950		2	<div><div></div></div> 0.2%
1952		1	<div><div></div></div> 0.1%
1953		1	<div><div></div></div> 0.1%
1955		1	<div><div></div></div> 0.1%
1957		4	<div><div></div></div> 0.5%
1958		2	<div><div></div></div> 0.2%
1959		3	<div><div></div></div> 0.4%
1960		5	<div><div></div></div> 0.6%
1961		5	<div><div></div></div> 0.6%
1962		3	<div><div></div></div> 0.4%
1963		5	<div><div></div></div> 0.6%
1965		3	<div><div></div></div> 0.4%
1966		3	<div><div></div></div> 0.4%
1967		5	<div><div></div></div> 0.6%
1968		6	<div><div></div></div> 0.7%
1969		5	<div><div></div></div> 0.6%
1970		6	<div><div></div></div> 0.7%
1971		4	<div><div></div></div> 0.5%
1972		11	<div><div></div></div> 1.3%
1973		6	<div><div></div></div> 0.7%
1974		11	<div><div></div></div> 1.3%
1975		8	<div><div></div></div> 1.0%
1976		7	<div><div></div></div> 0.8%
1977		8	<div><div></div></div> 1.0%
1978		10	<div><div></div></div> 1.2%

File : gh_qb_general

q12a: Year of father death

Value	Label	Cases	Percentage
1979		10	1.2%
1980		15	1.8%
1981		18	2.1%
1982		22	2.6%
1983		15	1.8%
1984		18	2.1%
1985		5	0.6%
1986		12	1.4%
1987		22	2.6%
1988		23	2.7%
1989		29	3.4%
1990		16	1.9%
1991		19	2.3%
1992		27	3.2%
1993		23	2.7%
1994		24	2.9%
1995		20	2.4%
1996		18	2.1%
1997		21	2.5%
1998		40	4.8%
1999		41	4.9%
2000		42	5.0%
2001		22	2.6%
2002		24	2.9%
2003		26	3.1%
2004		35	4.2%
2005		20	2.4%
2006		29	3.4%
2007		32	3.8%
2008		23	2.7%
2009		14	1.7%
Sysmiss		825	

Warning: these figures indicate the number of cases found in the data file. They cannot be interpreted as summary statistics of the population of interest.

q13_1: Mother nationality 1

Information	[Type= discrete] [Format=numeric] [Range= 7777-99527] [Missing=*]		
Statistics [NW/ W]	[Valid=1655 /-] [Invalid=11 /-]		
Literal question	Q13. And what was or were your mother's nationalities? First nationality		
Value	Label	Cases	Percentage
99132	UNITED KINGDOM	1	0.1%
99135	NETHERLANDS	1	0.1%
99326	COTE DIVOIRE	1	0.1%
99328	GABON	1	0.1%

File : gh_qb_general







q13_1: Mother nationality 1

Value	Label	Cases	Percentage
99329	GHANA	1638	 99.0%
99335	MALI	4	 0.2%
99338	NIGERIA	4	 0.2%
99345	TOGO	5	 0.3%
Sysmiss		11	

Warning: these figures indicate the number of cases found in the data file. They cannot be interpreted as summary statistics of the population of interest.

q13_2: Mother nationality 2



Information	[Type= discrete] [Format=numeric] [Range= 7777-99527] [Missing=*]
Statistics [NW/ W]	[Valid=20 /-] [Invalid=1646 /-]
Literal question	Q13. And what was or were your mother's nationalities? Second nationality

Value	Label	Cases	Percentage
99132	UNITED KINGDOM	3	 15.0%
99135	NETHERLANDS	6	 30.0%
99329	GHANA	7	 35.0%
99345	TOGO	2	 10.0%
99404	UNITED STATES	1	 5.0%
99410	HAITI	1	 5.0%
Sysmiss		1646	

Warning: these figures indicate the number of cases found in the data file. They cannot be interpreted as summary statistics of the population of interest.

q14: Is she alive







Information	[Type= discrete] [Format=numeric] [Range= 0-1] [Missing=*]
Statistics [NW/ W]	[Valid=1664 /-] [Invalid=2 /-]
Literal question	Q14. Is she alive?

Value	Label	Cases	Percentage
0	No	501	 30.1%
1	Yes	1163	 69.9%
Sysmiss		2	

Warning: these figures indicate the number of cases found in the data file. They cannot be interpreted as summary statistics of the population of interest.

q14a: Year of mother death

Information	[Type= discrete] [Format=numeric] [Range= 1940-9999] [Missing=*]
Statistics [NW/ W]	[Valid=483 /-] [Invalid=1183 /-]
Universe	If q14 in 0
Literal question	Q14A. In which year did she die?

Value	Label	Cases	Percentage
1943		2	 0.4%
1948		1	 0.2%
1952		1	 0.2%
1957		3	 0.6%
1958		1	 0.2%
1959		2	 0.4%

File : gh_qb_general

q14a: Year of mother death

Value	Label	Cases	Percentage
1960		1	0.2%
1961		1	0.2%
1962		1	0.2%
1963		2	0.4%
1964		4	0.8%
1965		1	0.2%
1966		2	0.4%
1967		3	0.6%
1968		2	0.4%
1969		2	0.4%
1970		4	0.8%
1971		1	0.2%
1972		2	0.4%
1973		4	0.8%
1974		4	0.8%
1975		4	0.8%
1976		6	1.2%
1977		3	0.6%
1978		3	0.6%
1979		8	1.7%
1980		6	1.2%
1981		5	1.0%
1982		6	1.2%
1983		6	1.2%
1984		8	1.7%
1985		10	2.1%
1986		9	1.9%
1987		8	1.7%
1988		11	2.3%
1989		17	3.5%
1990		12	2.5%
1991		8	1.7%
1992		12	2.5%
1993		13	2.7%
1994		15	3.1%
1995		17	3.5%
1996		12	2.5%
1997		20	4.1%
1998		15	3.1%
1999		18	3.7%
2000		18	3.7%
2001		19	3.9%
2002		27	5.6%

File : gh_qb_general

q14a: Year of mother death

Value	Label	Cases	Percentage
2003		17	3.5%
2004		22	4.6%
2005		17	3.5%
2006		21	4.3%
2007		19	3.9%
2008		12	2.5%
2009		15	3.1%
Sysmiss		1183	

Warning: these figures indicate the number of cases found in the data file. They cannot be interpreted as summary statistics of the population of interest.

q17p: Has your father already lived for at least a year abroad

Information	[Type= discrete] [Format=numeric] [Range= 0-1] [Missing=*]
Statistics [NW/ W]	[Valid=1664 /-] [Invalid=2 /-]
Pre-question	RESIDENCE HISTORY OF FAMILY MEMBERS AND PERSONAL NETWORK Now I would like to talk with you about the countries where your family members or the members of your personal network have lived... Since you were born:
Literal question	Q17P. Has your father already lived for at least a year outside Ghana?

Value	Label	Cases	Percentage
0	No	1440	86.5%
1	Yes	224	13.5%
Sysmiss		2	

Warning: these figures indicate the number of cases found in the data file. They cannot be interpreted as summary statistics of the population of interest.

q17m: Has your mother already lived for at least a year abroad

Information	[Type= discrete] [Format=numeric] [Range= 0-1] [Missing=*]
Statistics [NW/ W]	[Valid=1664 /-] [Invalid=2 /-]
Literal question	Q17M. And has your mother already lived for at least a year outside Ghana?

Value	Label	Cases	Percentage
0	No	1503	90.3%
1	Yes	161	9.7%
Sysmiss		2	

Warning: these figures indicate the number of cases found in the data file. They cannot be interpreted as summary statistics of the population of interest.

q17f: Has your brother(s) already lived for at least a year abroad

Information	[Type= discrete] [Format=numeric] [Range= 0-1] [Missing=*]
Statistics [NW/ W]	[Valid=1663 /-] [Invalid=3 /-]
Literal question	Q17F. And one or several of your brothers, have they already lived for at least a year outside Ghana?

Value	Label	Cases	Percentage
0	No brother	85	5.1%
1	Yes	542	32.6%
2	No	1036	62.3%
Sysmiss		3	

Warning: these figures indicate the number of cases found in the data file. They cannot be interpreted as summary statistics of the population of interest.

File : gh_qb_general

q17nf: How many brothers already lived for at least a year abroad

Information	[Type= continuous] [Format=numeric] [Range= 1-8] [Missing=*]
Statistics [NW/ W]	[Valid=542 /-] [Invalid=1124 /-] [Mean=1.622 /-] [StdDev=1.004 /-]
Pre-question	If yes:
Literal question	Q17nF. How many?

q17s: Has your sister(s) already lived for at least a year abroad

Information	[Type= discrete] [Format=numeric] [Range= 0-1] [Missing=*]
Statistics [NW/ W]	[Valid=1665 /-] [Invalid=1 /-]
Literal question	Q17S. And one or several of your sisters?

Value	Label	Cases	Percentage
0	No sister	88	5.3%
1	Yes	391	23.5%
2	No	1186	71.2%
Sysmiss		1	

Warning: these figures indicate the number of cases found in the data file. They cannot be interpreted as summary statistics of the population of interest.

q17ns: How many sisters already lived for at least a year abroad

Information	[Type= continuous] [Format=numeric] [Range= 1-13] [Missing=*]
Statistics [NW/ W]	[Valid=391 /-] [Invalid=1275 /-] [Mean=1.463 /-] [StdDev=0.867 /-]
Pre-question	If yes:
Literal question	Q17nS. How many?

q17c: Has your (previous) partner already lived for at least a year abroad

Information	[Type= discrete] [Format=numeric] [Range= 0-9999] [Missing=*]
Statistics [NW/ W]	[Valid=1663 /-] [Invalid=3 /-]
Literal question	Q17C. And one of your partners or previous partners?

Value	Label	Cases	Percentage
0	No partner	104	6.3%
1	Yes	682	41.0%
2	No	877	52.7%
Sysmiss		3	

Warning: these figures indicate the number of cases found in the data file. They cannot be interpreted as summary statistics of the population of interest.

q17nc: How many (previous) partners already lived for at least a year abroad




Information	[Type= continuous] [Format=numeric] [Range= 1-6] [Missing=*]
Statistics [NW/ W]	[Valid=682 /-] [Invalid=984 /-] [Mean=1.185 /-] [StdDev=0.501 /-]
Pre-question	If yes:
Literal question	Q17nC. How many?

q17e: Has your child(ren) already lived for at least a year abroad

Information	[Type= discrete] [Format=numeric] [Range= 0-9999] [Missing=*]
Statistics [NW/ W]	[Valid=1661 /-] [Invalid=5 /-]
Literal question	Q17E. And one or several of the children you mentioned?

File : gh_qb_general

q17e: Has your child(ren) already lived for at least a year abroad

Value	Label	Cases	Percentage
0	No child	260	 15.7%
1	Yes	367	 22.1%
2	No	1034	 62.3%
Sysmiss		5	

Warning: these figures indicate the number of cases found in the data file. They cannot be interpreted as summary statistics of the population of interest.

q17ne: How many children already lived for at least a year abroad

Information	[Type= continuous] [Format=numeric] [Range= 1-11] [Missing=*]
Statistics [NW/ W]	[Valid=367 /-] [Invalid=1299 /-] [Mean=2.158 /-] [StdDev=1.184 /-]
Pre-question	If yes:
Literal question	Q17nE. How many?

# q17a: Has other relative/friend already lived for at least a year abroad			
Information	[Type= discrete] [Format=numeric] [Range= 0-1] [Missing=*]		
Statistics [NW/ W]	[Valid=1655 /-] [Invalid=11 /-]		
Literal question	Q17A. And other relatives or close friends you could count on, or could have counted on to take you in, or help you to migrate out of Ghana?		
Value	Label	Cases	Percentage
0	No	1256	<div></div> 75.9%
1	Yes	399	<div></div> 24.1%
Sysmiss		11	
Warning: these figures indicate the number of cases found in the data file. They cannot be interpreted as summary statistics of the population of interest.			
# q17na: How many other relatives/friends already lived for at least a year abroad			
Information	[Type= continuous] [Format=numeric] [Range= 1-11] [Missing=*]		
Statistics [NW/ W]	[Valid=399 /-] [Invalid=1267 /-] [Mean=1.797 /-] [StdDev=1.212 /-]		
Pre-question	If yes:		
Literal question	Q17nA. How many?		
# q17t: Total			
Information	[Type= continuous] [Format=numeric] [Range= 0-21] [Missing=*]		
Statistics [NW/ W]	[Valid=1666 /-] [Invalid=0 /-] [Mean=2.5 /-] [StdDev=2.822 /-]		
Literal question	Q17T. Total:		
Post-question	- If Q17T = 0 (No member of the family or the personal network lived outside Ghana for at least one year) => Go to RELATIONSHIPS MODULE Page 10 - Otherwise => Describe the trajectory of each person, NEXT PAGE		
# q100: Number of partnerships			
Information	[Type= continuous] [Format=numeric] [Range= 0-9999] [Missing=*]		
Statistics [NW/ W]	[Valid=1666 /-] [Invalid=0 /-] [Mean=1.475 /-] [StdDev=0.953 /-]		
Source	Interviewer		
Pre-question	MODULE: RELATIONSHIPS I WOULD NOW LIKE TO ASK YOU SOME MORE QUESTIONS ABOUT YOUR RELATIONSHIPS.		
Literal question	100. You have had __ relationships.		
Interviewer's instructions	Count in the GRID (column 2.1) the number of periods of relationship.		
# q200: Number of children			
Information	[Type= continuous] [Format=numeric] [Range= 0-9999] [Missing=*]		
Statistics [NW/ W]	[Valid=1666 /-] [Invalid=0 /-] [Mean=2.387 /-] [StdDev=2.088 /-]		
Source	Interviewer		
Pre-question	MODULE: CHILDREN		
Literal question	200.		
Post-question	NOW I WOULD LIKE TO ASK A FEW QUESTIONS ABOUT THE CHILDREN WE MENTIONED BEFORE. SO YOUR FIRST CHILD IS...		
Interviewer's instructions	Count the number of all the children (biological, foster, adopted) in the GRID (Column 2.2): __ children.		
# q300: Number of houses			
Information	[Type= continuous] [Format=numeric] [Range= 1-9999] [Missing=*]		
Statistics [NW/ W]	[Valid=1666 /-] [Invalid=0 /-] [Mean=4.675 /-] [StdDev=2.229 /-]		
Source	Interviewer		

# q300: Number of houses			
Pre-question		MODULE: HOUSING HISTORY LET'S COME BACK TO THE HOUSES WHERE YOU HAVE LIVED.	
Literal question		300. YOU HAVE THUS LIVED IN _ _ HOUSES.	
Interviewer's instructions		Count in the GRID (column 3.1)	
# q18: Which is the last school year you attended			
Information		[Type= discrete] [Format=numeric] [Range= 0-2147483624] [Missing=*]	
Statistics [NW/ W]		[Valid=1648 /-] [Invalid=18 /-]	
Literal question		Q18. Let's talk about your studies: Which is the last school year you attended?	
Post-question		If q18 in 0, 1, 2, 3, 4, 5, 6, 7, 8, 9 => Go to next page	
Interviewer's instructions		- If EGO has no formal education: Encircle the code 00 below - If EGO has some formal education: Encircle the corresponding code	
Value	Label	Cases	Percentage
0	None	98	<div></div> 5.9%
1	Pre-school	1	<div></div> 0.1%
2	Pre-school	4	<div></div> 0.2%
3	Pre-school	2	<div></div> 0.1%
4	Primary/Basic	3	<div></div> 0.2%
5	Primary/Basic	3	<div></div> 0.2%
6	Primary/Basic	17	<div></div> 1.0%
7	Primary/Basic	11	<div></div> 0.7%
8	Primary/Basic	17	<div></div> 1.0%
9	Primary/Basic	62	<div></div> 3.8%
10	MS/JSS/JHS/Secondary	22	<div></div> 1.3%
11	MS/JSS/JHS/Secondary	34	<div></div> 2.1%
12	MS/JSS/JHS/Secondary	184	<div></div> 11.2%
13	MS/SSS/SHS/Tech/Voc/Secondary	363	<div></div> 22.0%
14	SSS/SHS/Tech/Voc/Secondary	84	<div></div> 5.1%
15	SSS/SHS/Tech/Voc/Secondary/Post secondary	222	<div></div> 13.5%
16	Secondary/Post secondary	109	<div></div> 6.6%
17	Post secondary/Bachelor Degree	177	<div></div> 10.7%
18	Bachelor Degree	11	<div></div> 0.7%
19	Bachelor Degree	20	<div></div> 1.2%
20	Bachelor Degree	128	<div></div> 7.8%
21	Second Degree/PhD	13	<div></div> 0.8%
22	Second Degree/PhD	51	<div></div> 3.1%
23	PhD	12	<div></div> 0.7%
Sysmiss		18	
Warning: these figures indicate the number of cases found in the data file. They cannot be interpreted as summary statistics of the population of interest.			
# q19: Do you have a diploma			
Information		[Type= discrete] [Format=numeric] [Range= 0-1] [Missing=*]	
Statistics [NW/ W]		[Valid=1438 /-] [Invalid=228 /-]	
Universe		If q18 in 10, 11, 12, 13, 14, 15, 16, 17, 18, 19, 20, 23	
Literal question		Q19. Do you have a diploma?	

# q19: Do you have a diploma			
Value	Label	Cases	Percentage
0	No	194	<div><div></div></div> 13.5%
1	Yes	1244	<div><div></div></div> 86.5%
Sysmiss		228	
Warning: these figures indicate the number of cases found in the data file. They cannot be interpreted as summary statistics of the population of interest.			
# q19d: Which is the highest diploma you have attained			
Information	[Type= discrete] [Format=character] [Missing=*/,b/,a/,c]		
Statistics [NW/ W]	[Valid=1239 /-] [Invalid=5 /-]		
Universe	If q18 in 10, 11, 12, 13, 14, 15, 16, 17, 18, 19, 20, 23 If q19 in 1		
Literal question	Q19D. Which is the highest diploma you have attained? Plain text answer		
Value	Label	Cases	Percentage
"A" LEVEL		1	<div><div></div></div> 0.1%
"O LEVEL		1	<div><div></div></div> 0.1%
"O" LEVEL		3	<div><div></div></div> 0.2%
"O" LEVEL CERTIFICATE		1	<div><div></div></div> 0.1%
'O" LEVEL CERTIFICATE		1	<div><div></div></div> 0.1%
'O' LEVEL		1	<div><div></div></div> 0.1%
'O' LEVEL CERTIFICATE		3	<div><div></div></div> 0.2%
(A LEVEL) G C E		1	<div><div></div></div> 0.1%
(DIPLOMA PRIMARY SCHOOL EDUCATION)		1	<div><div></div></div> 0.1%
(M S L C) MIDDLE SCHOOL LEAVING CERTIFICATE		1	<div><div></div></div> 0.1%
1ST DEGREE		1	<div><div></div></div> 0.1%
6TH FORM		1	<div><div></div></div> 0.1%
A LEVEL		2	<div><div></div></div> 0.2%
A LEVEL CERTIFICATE		2	<div><div></div></div> 0.2%
A LEVEL EXAMINATION LEAVING CERTIFICATE		1	<div><div></div></div> 0.1%
A LEVEL NVTI GRADE ONE		1	<div><div></div></div> 0.1%
A LEVELS		1	<div><div></div></div> 0.1%
A' LEVEL GCE		1	<div><div></div></div> 0.1%
A'LEVEL		1	<div><div></div></div> 0.1%
A- LEVEL CERTIFACTE		1	<div><div></div></div> 0.1%

q19d: Which is the highest diploma you have attained

Value	Label	Cases	Percentage
A. LEVEL CERTIFICATE		1	0.1%
ACCA		1	0.1%
ACCA AND OTHER COURSES IN ACCOUNTING		1	0.1%
ACCOUNT R.S.A CERTIFICATE		1	0.1%
ACIB IN BANKING		1	0.1%
ADAVANCE CERTIFICATE		1	0.1%
ADVANCE LEVEL		2	0.2%
ADVANCE LEVEL CERTIFICATE		1	0.1%
ADVANCE LEVEL(HND)		1	0.1%
ADVANCED - LEVEL		1	0.1%
ADVANCED LEVEL		3	0.2%
ADVANCED LEVEL CERTIFICATE		1	0.1%
ADVANCED STUDIES IN LANGUAGE TEACHING		1	0.1%
B ASIC EDUCATION CERTIFICATE EXAM		1	0.1%
B E C E		1	0.1%
B. E. C. E		1	0.1%
B. ED		1	0.1%
B. ED.		1	0.1%
B.A (BACHELOR OF ARTS)		1	0.1%
B.A. DEGREE		1	0.1%
B.E.C..E		1	0.1%
B.E.C.E		22	1.8%
B.E.C.E BASIC EDUCATION CERTIFICATE		1	0.1%
B.E.C.E.		1	0.1%
B.S.C		1	0.1%
B.SC ADMINISTRATI		1	0.1%
B.SC.		1	0.1%

q19d: Which is the highest diploma you have attained

Value	Label	Cases	Percentage
BA		9	<div><div></div></div> 0.7%
BA DEGREE		1	<div><div></div></div> 0.1%
BA HONS		1	<div><div></div></div> 0.1%
BACHELOR		7	<div><div></div></div> 0.6%
BACHELOR (DOUBLE)		1	<div><div></div></div> 0.1%
BACHELOR DEGREE		12	<div><div></div></div> 1.0%
BACHELOR DEGREE (B.ED)		1	<div><div></div></div> 0.1%
BACHELOR DEGREES		1	<div><div></div></div> 0.1%
BACHELOR IN ARTS		1	<div><div></div></div> 0.1%
BACHELOR IN BUSINESS ADMINISTRATI		1	<div><div></div></div> 0.1%
BACHELOR IN EDUCATION		1	<div><div></div></div> 0.1%
BACHELOR OF ARTS		14	<div><div></div></div> 1.1%
BACHELOR OF ARTS IN HISTORY AND ENGLISH		1	<div><div></div></div> 0.1%
BACHELOR OF BUSINESS		1	<div><div></div></div> 0.1%
BACHELOR OF BUSINESS ADMINISTRATI		2	<div><div></div></div> 0.2%
BACHELOR OF EDUCATION		2	<div><div></div></div> 0.2%
BACHELOR OF SCIENCE		5	<div><div></div></div> 0.4%
BACHELOR OF SCIENCE (B.A)		1	<div><div></div></div> 0.1%
BACHELOR OF SCIENCE CERTIFICATE		1	<div><div></div></div> 0.1%
BACHELOR'S DEGREE		2	<div><div></div></div> 0.2%
BACHELORS		1	<div><div></div></div> 0.1%
BACHELORS DEGREE		6	<div><div></div></div> 0.5%
BACHILORS DEGREE		1	<div><div></div></div> 0.1%
BACHIOR OF SCIENCE IN ENTINEERING		1	<div><div></div></div> 0.1%
BACHLOR OF ARTS		2	<div><div></div></div> 0.2%

q19d: Which is the highest diploma you have attained

Value	Label	Cases	Percentage
BACHLOR OF BUSINESS ADMINISTRATI		1	0.1%
BACHLORS DEGREE		1	0.1%
BASIC EDUC. CERT. EXAM.		2	0.2%
BASIC EDUCATION CERT		1	0.1%
BASIC EDUCATION CERT. EXAM.		1	0.1%
BASIC EDUCATION CERT. EXAMS		1	0.1%
BASIC EDUCATION CERTIFICATE		1	0.1%
BASIC EDUCATION CERTIFICATE		1	0.1%
BASIC EDUCATION CERTIFICATE		6	0.5%
BASIC EDUCATION CERTIFICATE EXAM		11	0.9%
BASIC EDUCATION CERTIFICATE EXAM.		9	0.7%
BASIC EDUCATION CERTIFICATE EXAMS		9	0.7%
BASIC EDUCATION CERTIFICATE EXAMS.		1	0.1%
BASIC EDUCATION CERTIFICATION EXAM.		1	0.1%
BASIC EDUCATION CERT. EXAM		1	0.1%
BASIC EDUCATION CERTIFICATE EXAM		1	0.1%
BASIC SCHOOL CERTIFICATE		1	0.1%
BASIC SCHOOL		1	0.1%

q19d: Which is the highest diploma you have attained

Value	Label	Cases	Percentage
CERTIFICATE EXAM			
BASIC SCHOOL EDUCATION CERTIFICATE EXAMS		1	0.1%
BACHELOR OF ARTS		4	0.3%
BACHELOR OF EDUCATION		1	0.1%
BACHELOR OF SCIENCE		2	0.2%
BEAUTICIAN		1	0.1%
BEAUTICIAN CERTIFICATE		1	0.1%
BECE		48	3.9%
BECE CERTIFICATE		6	0.5%
BREUET		1	0.1%
BS ADMINISTRATI		1	0.1%
BSC		6	0.5%
BSC BACHELOR OF SCIENCE (ADMINISTRAT		1	0.1%
BSC ECOMS		1	0.1%
BSC MAG COM SCI		1	0.1%
BSC NURSING		1	0.1%
BSC. MARKETING		1	0.1%
BSCI		1	0.1%
BSCi		1	0.1%
BSc		2	0.2%
BTEC NATIONAL DIPLOMA		1	0.1%
BUSINESS METHODS (DIPLOMA)		1	0.1%
CERT "A" 4 YEAR		1	0.1%
CERT "A"		1	0.1%
CERT A (POSTSECONDARY)		1	0.1%
CERT A FOR TEACHERS		1	0.1%
CERTIFICATE A		1	0.1%
CERTIFICATE		3	0.2%

q19d: Which is the highest diploma you have attained

Value	Label	Cases	Percentage
CERTIFICATE "A"		4	0.3%
CERTIFICATE "A" 3 YEARS		1	0.1%
CERTIFICATE 'A'		2	0.2%
CERTIFICATE (NURSING)		1	0.1%
CERTIFICATE A		5	0.4%
CERTIFICATE IN ADVERTISING		1	0.1%
CERTIFICATE IN ARTISANSHIP		1	0.1%
CERTIFICATE IN CATERING		1	0.1%
CERTIFICATE IN TICKETING RESERVATION		1	0.1%
CERTIFICATE/ DIPLOMA		1	0.1%
CERTIFICATION FOR SEAMSTRESS QUALIFICATION		1	0.1%
CERTIFICATE A		1	0.1%
CEST 'A'		1	0.1%
CHARTERED ACCOUNT		1	0.1%
CHARTERED SURVEYOR		1	0.1%
CITI & GUILDS CERTIFICATE (FINAL)		1	0.1%
CITY + GUILDS QUALIFICATION		1	0.1%
CITY AND GUILD CERTIFICATE		1	0.1%
CITY AND GUILDE CERTIFICATE		1	0.1%
CITY AND GUILDS		1	0.1%
CITY AND GUILDS CERTIFICATE		1	0.1%
COMMUNITY COLLEGE		1	0.1%
COMPUTER SKILLS DIPLOMA		1	0.1%

q19d: Which is the highest diploma you have attained

Value	Label	Cases	Percentage
COOKERY 1 & 2		1	0.1%
COPUTING CERTIFICATE(F		1	0.1%
CPD IT IS UNDERSTOOD IN FRENCH VERY COMMON		1	0.1%
D. B. E		1	0.1%
D.B. ED.		1	0.1%
D.B.S		1	0.1%
DBE		1	0.1%
DBS		1	0.1%
DEGREE		12	1.0%
DEGREE IN BUILDING TECHNOLOGY		1	0.1%
DICTORATE		2	0.2%
DID NOT COMPLETE HER SCHOOLING		1	0.1%
DIPLO		1	0.1%
DIPLOMA		29	2.3%
DIPLOMA (HND)		2	0.2%
DIPLOMA IN ACCOUNTING		3	0.2%
DIPLOMA IN ADVANCED CATERING		1	0.1%
DIPLOMA IN AVIATION		1	0.1%
DIPLOMA IN BUSINESS STUDIES		3	0.2%
DIPLOMA IN EDUCATION CERT		1	0.1%
DIPLOMA IN MINISTRY		1	0.1%
DIPLOMA IN NURSING		1	0.1%
DIPLOMA IN VOCATIONA TRAINING		1	0.1%
DOCTRATE		1	0.1%
ELECTRICIAN GRADE TWO		1	0.1%
ENROLLED NURSING CERTIFICATE		1	0.1%

q19d: Which is the highest diploma you have attained

Value	Label	Cases	Percentage
EXECUTIVE MASTERS		1	0.1%
FIRST DEGREE		6	0.5%
FORM 4		1	0.1%
FORM 4 CERTIFICATE		1	0.1%
FORM 4 LEAVING CERTIFICATE		1	0.1%
FORM 4 LEAVING SCHOOL		1	0.1%
FORM FOR SCHOOL LIVING CERTIFICATE		1	0.1%
FORM FOUR CERTIFICATE		3	0.2%
FPORM 5 ORDINARY LEVEL		1	0.1%
FREE FORWARDERS CERTIFICATE (HND)		1	0.1%
G C E (A LEVEL) SIXTH FORM		1	0.1%
G C E A' LEVEL		1	0.1%
G C E O'LEVEL		1	0.1%
G.C.E O'LEVEL		1	0.1%
G.C.E. O LEVEL		1	0.1%
G.C.E. O' LEVEL		1	0.1%
GCE		2	0.2%
GCE 'O LEVEL		1	0.1%
GCE (A LEVEL) 6TH FORM		1	0.1%
GCE O LEVEL		1	0.1%
GCE A'LEVEL		1	0.1%
GCE O LEVEL		2	0.2%
GCE O'LEVEL		3	0.2%
GCE O'LEVEL CERTIFICATE		3	0.2%
GCE O/LEVEL		1	0.1%
GCE ORDINARY LEVEL CERTIFICATE		1	0.1%
GCEA LEVEL		1	0.1%

q19d: Which is the highest diploma you have attained

Value	Label	Cases	Percentage
GENERAL CERT OF EDUCATION		1	0.1%
GENERAL CERTIFICARE OF EDUCATION ADVANCED LEVEL		1	0.1%
GENERAL CERTIFICATE EDUCATION A LEVEL		1	0.1%
GENERAL CERTIFICATE EDUCATION ORDINARY LEVEL		1	0.1%
GENERAL CERTIFICATE EXAMINATION		1	0.1%
GENERAL CERTIFICATE OF DEUCATION ADVANCED LEVEL-A' LEVEL		1	0.1%
GENERAL CERTIFICATE OF EDUCATION		3	0.2%
GENERAL CERTIFICATE OF EDUCATION (GCE)		1	0.1%
GENERAL TAILORING ADVANCE CERTIFICATE		1	0.1%
GHANA REGISTERED NURSES CERTIFICATE		1	0.1%
GOVERNMENT SECRETERIAL CERTIFICATE		1	0.1%
GOVERNMENT SECRETERIAL CERTIFICATE GRADE TWO		1	0.1%
GRADE 1		1	0.1%
GRADE 2		1	0.1%
GRADE II STERNOGRAHE		1	0.1%
GTU/GUILDS		1	0.1%
H.N.D		9	0.7%

q19d: Which is the highest diploma you have attained

Value	Label	Cases	Percentage
H.N.D HIGHER NATIONAL DIPLOMA		1	0.1%
H.N.D.		1	0.1%
HAIR DRESSING		1	0.1%
HIGH NATIONAL DIPLOMA		1	0.1%
HIGH SCHOOL CERTIFICATE		3	0.2%
HIGHER CERTIFICATE		1	0.1%
HIGHER DIPLOMA ACCOUNTING		1	0.1%
HIGHER NAATIONAL DIPLOMA		1	0.1%
HIGHER NATIONAL DIPLOMA		13	1.0%
HIGHER NATIONAL DIPLOMA H N D		1	0.1%
HIGHER NATIONAL DIPLOMA H.N.D		1	0.1%
HLO		1	0.1%
HND		39	3.1%
HND CERTIFICATE		1	0.1%
HND GRAPHI DESIGN		1	0.1%
HND IN MARKETING		1	0.1%
HND TEACHING		1	0.1%
IATA QUALIFICATION		1	0.1%
INDUSTRY STAGE II DIPLOM		1	0.1%
INTERMEDIARY DIPLOMA (HND)		1	0.1%
IPMC		1	0.1%
IT DEGREE		1	0.1%
J.S.S		1	0.1%
J.S.S. (B.E.C.E)		1	0.1%
JHS		1	0.1%
JSS/ JHS		1	0.1%

q19d: Which is the highest diploma you have attained

Value	Label	Cases	Percentage
JUNIOR HIGH SCHOOL CERTIFICATE		2	0.2%
JUNIOR SECONDARY SCHOOL		1	0.1%
JUNIOR SECONDARY SCHOOL CERTIFICATE		1	0.1%
LCC DIPLOMA (LONDON CHAMBER OF COMMERCE)		1	0.1%
LLB		2	0.2%
LLM		1	0.1%
M S L C		3	0.2%
M. S. L. C. E		1	0.1%
M.L.C.E		7	0.6%
M.PHIL		1	0.1%
M.S.L.C		8	0.6%
M.S.L.C (MIDDLE SCHOOL LEAVING CERTIFICATE)		1	0.1%
M.S.L.C MIDDLE SCHOOL LEAVING CERTIFICATE		1	0.1%
M.S.L.C.E		1	0.1%
MA		4	0.3%
MADDLE SCHOOL		1	0.1%
MADDLE SCHOOL LEAVING CERTIFICATE		1	0.1%
MASTER		1	0.1%
MASTER DEGREE		1	0.1%
MASTER OF THEOLOGY		1	0.1%
MASTERS		19	1.5%
MASTERS DEGREE		6	0.5%
MASTERS IN BUSINESS ADMINISTRATI		1	0.1%
MASTERS IN BUSINESS MANAGEMENT		1	0.1%
MBA		4	0.3%

q19d: Which is the highest diploma you have attained

Value	Label	Cases	Percentage
MBO		2	0.2%
MBO 4		1	0.1%
MBO-3		1	0.1%
MDLC		2	0.2%
MIDDLE DCHOOL LEAVING CERT.		1	0.1%
MIDDLE LEAVING SCHOOL CERTIFICATE		1	0.1%
MIDDLE LEVEL CERTIFICATE (MSCLE)		1	0.1%
MIDDLE SCH LEAVING CERT.		1	0.1%
MIDDLE SCH LEAVING CERTIFICATE		3	0.2%
MIDDLE SCH LEAVING CERTIFICATE EXAMS (M.S.L.C.E)		1	0.1%
MIDDLE SCH. CERT.		1	0.1%
MIDDLE SCH. LEAVING CERT.		2	0.2%
MIDDLE SCH. LEAVING CERT. MSLC		1	0.1%
MIDDLE SCH. LEAVING CERTIFICATE		2	0.2%
MIDDLE SCH. LEAVING CERTIFICATE EXAMS (MSLCE)		1	0.1%
MIDDLE SCH.LEAVING CERT		1	0.1%
MIDDLE SCHOOL		21	1.7%
MIDDLE SCHOOL CERTIFICATE		12	1.0%
MIDDLE SCHOOL LEAING CERTIFICATE		1	0.1%
MIDDLE SCHOOL		1	0.1%

q19d: Which is the highest diploma you have attained

Value	Label	Cases	Percentage
LEANING CERTIFICATE			
MIDDLE SCHOOL LEARNIGN CERTIFICATE		1	0.1%
MIDDLE SCHOOL LEARNING CERTIFICATE		4	0.3%
MIDDLE SCHOOL LEARNING CERTIFICATE (MSLC)		1	0.1%
MIDDLE SCHOOL LEAVIN CERTIFICATE		1	0.1%
MIDDLE SCHOOL LEAVING		3	0.2%
MIDDLE SCHOOL LEAVING CCERTIFICATE		1	0.1%
MIDDLE SCHOOL LEAVING CERT		6	0.5%
MIDDLE SCHOOL LEAVING CERT MSLC		1	0.1%
MIDDLE SCHOOL LEAVING CERT.		11	0.9%
MIDDLE SCHOOL LEAVING CERT. MSLC		2	0.2%
MIDDLE SCHOOL LEAVING CERT.(MSLC)		1	0.1%
MIDDLE SCHOOL LEAVING CERTI		1	0.1%
MIDDLE SCHOOL LEAVING CERTIFICATE		104	8.4%
MIDDLE SCHOOL LEAVING CERTIFICATE EXAM		1	0.1%

q19d: Which is the highest diploma you have attained

Value	Label	Cases	Percentage
MIDDLE SCHOOL LEAVING CERTIFICATE.		3	0.2%
MIDDLE SCHOOL LEAVING CETIFICATE		1	0.1%
MIDDLE SCHOOL LEAVING ERTIFICATE		1	0.1%
MIDDLE SCHOOL LEAVINGS CERTIFICATE		1	0.1%
MIDDLE SCHOOL TESTING CERTIFICATE		1	0.1%
MIDDLE SECONDARY SCHOOL LEAVING CERTIFICATE		1	0.1%
MIDDLE SENIOR LEAVING CERTIFICATE		1	0.1%
MIDLE SCHOOL LEAVING CERT.		1	0.1%
MIDWIFERY		1	0.1%
MIDWIFERY CERTIFICATE		1	0.1%
MLC		5	0.4%
MLCE		4	0.3%
MLSC.		1	0.1%
MSC		4	0.3%
MSC DEGREE		1	0.1%
MSC. (MASTER OF SCIENCE)		1	0.1%
MSC. ACCOUNTING		1	0.1%
MSC. BANKING AND FINANCES		1	0.1%
MSCL		1	0.1%
MSLC		71	5.7%
MSLC (MIDDLE SCHOOL LEAVING CERTIFICATE)		1	0.1%

q19d: Which is the highest diploma you have attained

Value	Label	Cases	Percentage
MSLC CERTIFICATE		1	0.1%
MSLC MIDDLE SCHOOL CERT. EXAM.		1	0.1%
MSLC MIDDLE SCHOOL LEAVING CERT.		1	0.1%
MSLC MIDDLE SCHOOL LEAVING CERTIFICATE		1	0.1%
MSLC MIDDLE SCHOOL LEAVING CERTIFICATE.		1	0.1%
MSLCE		2	0.2%
MSc		3	0.2%
MUSIC DIPLOMA		1	0.1%
MUTI		1	0.1%
N.V.T.I		1	0.1%
N.V.T.I INTERMEDIATE		2	0.2%
N.V.T.I. INTERMEDIATE		1	0.1%
NADVET		1	0.1%
NATIONAL VACATIONAL TRAINING INSTITUTE		1	0.1%
NATIONAL VOCATION TRAINING INSTITUTE		1	0.1%
NATIONAL VOCATION TRAINING INSTITUTE CERTIFICATE		1	0.1%
NATIONAL VOCATION TRANING INSTITUTE(NUT		1	0.1%
NATIONAL VOCATIONAL INSTITUTE CERTIFICATE		1	0.1%
NATIONAL VOCATIONAL TRAINING INSTITUTE		3	0.2%
NATIONAL VOCATIONAL TRAINING		1	0.1%

q19d: Which is the highest diploma you have attained

Value	Label	Cases	Percentage
SCHOOL CERTIFICATE			
NATIONAL VOCATIONAL INSTITUTE		1	0.1%
NNEB		1	0.1%
NURSING CERTIFICATE		2	0.2%
NURSING TRAINING COLLEGE POST SECONDARY		1	0.1%
NURSING TRANING		1	0.1%
NVQ		4	0.3%
NVQ 1		1	0.1%
NVQ LEVEL 4		1	0.1%
NVTI		13	1.0%
NVTI (NATIONAL VOCATIONAL AND TECHNICAL INSTITUTE)		1	0.1%
NVTI GRADE 1		1	0.1%
NVTI GRADE ONE		3	0.2%
NVTI INTERMEDIATE		1	0.1%
NVTI NATIONAL VOCATION TRAINING INSTITUTE		1	0.1%
NVYI		1	0.1%
O - LEVEL		1	0.1%
O LEVEL		4	0.3%
O LEVEL CERTIFICATE		5	0.4%
O' LEVEL CERTIFICATE		1	0.1%
O'LEVEL		4	0.3%
O'LEVEL CERTIFICATE		2	0.2%
O'LEVEL CERTIFICATE EXAM		1	0.1%
O'LEVEL GCE		1	0.1%
O'LEVEL ORDINARY LEVEL		1	0.1%
O, LEVEL CERTIFICATE		1	0.1%

q19d: Which is the highest diploma you have attained

Value	Label	Cases	Percentage
O- LEVEL CERTIFICATE		1	0.1%
O. LEVEL		1	0.1%
ODINARY LEVEL LEAVING CERTIFICATE		1	0.1%
ORDIMART SCHOOL LEARNING CERTIFICATE		1	0.1%
ORDINARY		1	0.1%
ORDINARY LEAVING		1	0.1%
ORDINARY LEVEL		20	1.6%
ORDINARY LEVEL CERTICATE		1	0.1%
ORDINARY LEVEL CERTIFICATE		3	0.2%
ORDINARY LEVEL CERTIFICATE EXAM		1	0.1%
ORDINARY LEVEL CERTIFICATE EXAMINATION		1	0.1%
ORDINARY LEVEL CERTIFICATE GCE		1	0.1%
ORDINARY LEVEL CERTIFICATE(A		1	0.1%
ORDINARY LEVEL CERTIFICATE EXAMS		1	0.1%
ORDINARY LEVEL LEAVING CERTIFICATE		2	0.2%
ORDINARY SCHOOL LEAVING CERTIFICATE		2	0.2%
PG DIPLOMA		1	0.1%
PHD		6	0.5%
PHOTOGRAPHY		1	0.1%
POST DIP		2	0.2%
POST DIPLOMA TEACHING		1	0.1%

q19d: Which is the highest diploma you have attained

Value	Label	Cases	Percentage
POST GRAD DIPLOMA		1	0.1%
POST GRADUATE DIPLOMA		4	0.3%
POST SECONDARY		2	0.2%
POST SECONDARY (DIPLOMA, HND)		1	0.1%
POST SECONDARY DIMPLOMA, HND		1	0.1%
POSTGRADUAT DIPLOMA		1	0.1%
PROFESSIONAL CERTIFICATE		1	0.1%
PROFESSIONAL QUALIFICATION		1	0.1%
RGN		1	0.1%
ROYAL SOCIETY OF ARTS AND BUSINESS CERTIFICATE		1	0.1%
RSA DIPLOMA		1	0.1%
RSA I & RSA II		1	0.1%
RSA STAGE II		1	0.1%
S.S..S.C.E		1	0.1%
S.S.C.E		3	0.2%
S.S.S.C.E		20	1.6%
S.S.S.C.E SENIOR SECONDARY SCHOOL		1	0.1%
S.S.S.C.E SENIOR SECONDARY SCHOOL CERTIFICATE		1	0.1%
SC 'O' LEVEL		1	0.1%
SEC SCHOOL CERTIFICATE		1	0.1%
SECOND DEGREE		1	0.1%
SECONDART EDUCATION		1	0.1%
SECONDARY EDUCATION		2	0.2%
SECONDARY SCHOOL CERTIFICATE		4	0.3%

q19d: Which is the highest diploma you have attained

Value	Label	Cases	Percentage
SECONDARY SCHOOL CERTIFICATE EXAM		1	0.1%
SECONDARY/ SC		1	0.1%
SECRATARIAL CERTIFICATE (NVTI)		1	0.1%
SECRETARIAL DIPLOMA (HVTI)		1	0.1%
SENIOR SECONDARY SCHOOL CERTIFICATE EXAMS		1	0.1%
SENIOR HIGH SCHOOL		1	0.1%
SENIOR HIGH SCHOOL CERTIFICATE		1	0.1%
SENIOR SEC CERTIFICATE		1	0.1%
SENIOR SEC. CERTIFICATE		1	0.1%
SENIOR SEC. SCH CERTIFICATE		1	0.1%
SENIOR SEC. SCH. CERT. EXAM		1	0.1%
SENIOR SEC. SCH. CERTIFICATE		1	0.1%
SENIOR SECONDARY CERTIFICATE		2	0.2%
SENIOR SECONDARY SCH. CERT. EZAMS		1	0.1%
SENIOR SECONDARY SCH. CERTIFICATE (SSCE)		1	0.1%
SENIOR SECONDARY SCHOOL		1	0.1%
SENIOR SECONDARY SCHOOL CERT.		1	0.1%
SENIOR SECONDARY SCHOOL CERT. SSSCE		1	0.1%

q19d: Which is the highest diploma you have attained

Value	Label	Cases	Percentage
SENIOR SECONDARY SCHOOL CERTIFICATE		10	<div><div></div></div> 0.8%
SENIOR SECONDARY SCHOOL CERTIFICATE EXAM		3	<div><div></div></div> 0.2%
SENIOR SECONDARY SCHOOL CERTIFICATE EXAM.		3	<div><div></div></div> 0.2%
SENIOR SECONDARY SCHOOL CERTIFICATE EXAMINATION		2	<div><div></div></div> 0.2%
SENIOR SECONDARY SCHOOL CERTIFICATE EXAMS		4	<div><div></div></div> 0.3%
SENIOR SECONDARY SCHOOL CERTIFICATE EXAMS(S.S.S.C.		1	<div><div></div></div> 0.1%
SENIOR SECONDARY SCHOOL CERTIFICATE EXAMS(SSSCE)		1	<div><div></div></div> 0.1%
SENIOR SECONDARY SCHOOL S.S.C.E CERFICATE		1	<div><div></div></div> 0.1%
SEWING		1	<div><div></div></div> 0.1%
SOCIAL CARE		1	<div><div></div></div> 0.1%
SPECIALIST CERTIFICATE IN EDUCATION		1	<div><div></div></div> 0.1%
SRC		1	<div><div></div></div> 0.1%
SSCE		15	<div><div></div></div> 1.2%
SSCE CERTIFICATE		10	<div><div></div></div> 0.8%
SSEC CERTIFICATE		1	<div><div></div></div> 0.1%
SSS CERTIFICATE		5	<div><div></div></div> 0.4%
SSS CERTOFOCATE		1	<div><div></div></div> 0.1%
SSS/SHS		1	<div><div></div></div> 0.1%
SSSCE		18	<div><div></div></div> 1.5%

q19d: Which is the highest diploma you have attained

Value	Label	Cases	Percentage
SSSCE CERTIFICATE		2	0.2%
SSSCE. SENIOR SECONDARY SCHOOL		1	0.1%
SSSCE/CITY AND GUIDLS NUTI		1	0.1%
STAN 7 (MIDDLE SCHOOL LEAVING CERTIFICATE		1	0.1%
STANDARD		1	0.1%
STANDARD 7		1	0.1%
STANDARD 7 CERTIFICATE		1	0.1%
STANDARD Y		1	0.1%
TEACHER A CERTIFICATE		1	0.1%
TEACHER CERT A		1	0.1%
TEACHER CERTIFICATE		1	0.1%
TEACHERS A 3 YEARS POST SEC		1	0.1%
TEACHERS CERT "A"		1	0.1%
TEACHERS CERTIFICATE		2	0.2%
TEACHERS CERTIFICATE A		1	0.1%
TEACHERS DIPLOMA		1	0.1%
TEACHING CERT A		1	0.1%
TEACHING CERTIFICATE A		1	0.1%
TECHNICAL		5	0.4%
TECHNICAL (DIPLOMA, HND)		1	0.1%
TECHNICAL (NVTI)		1	0.1%
TECHNICAL DIPLOMA		1	0.1%
TECHNICAL EDUCATION		2	0.2%
TECHNICAL SCHOOL CERTIFICATE		2	0.2%

# q19d: Which is the highest diploma you have attained			
Value	Label	Cases	Percentage
TECHNICAL SKILLS		1	<div></div> 0.1%
TECHNICAL/ VOCATIONAL CERTIFICATE(K		1	<div></div> 0.1%
THEOLOGY		1	<div></div> 0.1%
TNJ		1	<div></div> 0.1%
TWO MASTERS		1	<div></div> 0.1%
VACATIONAL EDUCATION		1	<div></div> 0.1%
VOCATIONAL		8	<div></div> 0.6%
WAASSCE		1	<div></div> 0.1%
.a		1	
.b		3	
.c		1	
Warning: these figures indicate the number of cases found in the data file. They cannot be interpreted as summary statistics of the population of interest.			
# q19d_c1: Highest diploma level 1			
Information	[Type= discrete] [Format=numeric] [Range= 1-4] [Missing=*]		
Statistics [NW/ W]	[Valid=1111 /-] [Invalid=555 /-]		
Universe	If q18 in 10, 11, 12, 13, 14, 15, 16, 17, 18, 19, 20, 23 If q19 in 1		
Literal question	Q19D. Which is the highest diploma you have attained? Recoded diploma 1		
Notes	Coded variable on highest diploma from the open question q19d		
Value	Label	Cases	Percentage
1	Primary education degree	116	<div></div> 10.4%
2	Secondary education degree	595	<div></div> 53.6%
3	Tertiary education degree	400	<div></div> 36.0%
Sysmiss		555	
Warning: these figures indicate the number of cases found in the data file. They cannot be interpreted as summary statistics of the population of interest.			
# q19d_c2: Highest diploma level 2			
Information	[Type= discrete] [Format=numeric] [Range= 4-40] [Missing=*]		
Statistics [NW/ W]	[Valid=1111 /-] [Invalid=555 /-]		
Universe	If q18 in 10, 11, 12, 13, 14, 15, 16, 17, 18, 19, 20, 23 If q19 in 1		
Literal question	Q19D. Which is the highest diploma you have attained? Recoded diploma 2		
Notes	Coded variable on highest diploma from the open question q19d		
Value	Label	Cases	Percentage
11	Primary education degree	116	<div></div> 10.4%
21	Lower secondary education degree	307	<div></div> 27.6%
22	Upper secondary education degree	288	<div></div> 25.9%
31	First stage of tertiary education	300	<div></div> 27.0%
32	Second stage of tertiary education	81	<div></div> 7.3%
33	PhD	19	<div></div> 1.7%

# q19d_c2: Highest diploma level 2			
Value	Label	Cases	Percentage
Sysmiss		555	
Warning: these figures indicate the number of cases found in the data file. They cannot be interpreted as summary statistics of the population of interest.			
# q19e: In which discipline			
Information	[Type= discrete] [Format=character] [Missing=*/.b]		
Statistics [NW/ W]	[Valid=1226 /-] [Invalid=18 /-]		
Universe	If q18 in 10, 11, 12, 13, 14, 15, 16, 17, 18, 19, 20, 23 If q19 in 1		
Literal question	Q19E. In which discipline? Plain text answer		
Value	Label	Cases	Percentage
"A" LEVEL		1	0.1%
"O" LEVEL		1	0.1%
(1.5 YEARS COMPUTER SCHOOLS)		1	0.1%
(BUSINESS)		1	0.1%
(BUSINESS).		1	0.1%
0-LEVEL		1	0.1%
19		1	0.1%
A LEVEL		1	0.1%
A-LEVEL		1	0.1%
ACCA- ACCOUNTANCY		1	0.1%
ACCOUNTANCY		1	0.1%
ACCOUNTIGN		1	0.1%
ACCOUNTING		31	2.5%
ACCOUNTING/ FINANCE		1	0.1%
ACCOUNTING/ SECRETARIAT		1	0.1%
ACCOUNTS		2	0.2%
ACRICULTURAL SCIENCE		1	0.1%
ACTS/ (ALLIANCE FRANCAIS- FRENCH)		1	0.1%
ADMINISTRATI		5	0.4%
ADULT EDUCATION		1	0.1%
ADVANCED - LEVEL		1	0.1%
ADVANCED CARPENTARY & WOODCRAFT TECANICIAN		1	0.1%
ADVANCED EDUCATION		1	0.1%

q19e: In which discipline

Value	Label	Cases	Percentage
ADVANCED LEVEL		2	0.2%
ADVANCED LEVEL CERTIFICATE		2	0.2%
ADVANCED LEVEL CERTIFICATE (NURSING)		1	0.1%
ADVANCED LEVEL LEAVING CERTIFICATE		1	0.1%
ADVERTISING		1	0.1%
AGRIC		4	0.3%
AGRIC SCIENCE(CROP)		1	0.1%
AGRICULTURA ADMINISTRATI		1	0.1%
AGRICULTURE		4	0.3%
ALL SEBJECTS		1	0.1%
ALL SUBJECTS		5	0.4%
AMEL		1	0.1%
APOTHEKERSA		1	0.1%
ARCHITECT		1	0.1%
ARCHITECTUR, DESIGN		2	0.2%
ARTISAN		1	0.1%
ARTS		24	2.0%
ARTS (SOCIOLOGY)		1	0.1%
ARYS		1	0.1%
ASSISTANT TECHNICIANS		1	0.1%
ASSOCIATION OF INTERNATIONAL ACCOUTANT		1	0.1%
AUTO ELECTRICIAN		1	0.1%
AUTO ENGINEERING		1	0.1%
AUTO MECHANIC		2	0.2%
AUTO MECHANICS		1	0.1%
AUTO-MECHANIC		1	0.1%
AUTOMOBILE MECHANIC		1	0.1%
AVIATION		1	0.1%

# q19e: In which discipline			
Value	Label	Cases	Percentage
AVIATION SERVICES		1	<div><div></div></div> 0.1%
B E C E		2	<div><div></div></div> 0.2%
B.E.C.E		4	<div><div></div></div> 0.3%
BACHELOR DEGREE(B.A) (AGRICULTURE, SCIENCE)		1	<div><div></div></div> 0.1%
BACHELOR IN EDUCATION		1	<div><div></div></div> 0.1%
BACHELOR OF ARTS		1	<div><div></div></div> 0.1%
BACHELOR OF SCIENCE		2	<div><div></div></div> 0.2%
BACHELOR OF SCIENCE DEGREE (ENGINEERING)		1	<div><div></div></div> 0.1%
BANKING		2	<div><div></div></div> 0.2%
BANKING AND FINANCE		1	<div><div></div></div> 0.1%
BASC CERTIFICATE EXAMSI		1	<div><div></div></div> 0.1%
BASIC CERTIFICATE		1	<div><div></div></div> 0.1%
BASIC EDU. CERTIFICATE EXAMINATION		1	<div><div></div></div> 0.1%
BASIC EDUC. CERT. EXAM.		1	<div><div></div></div> 0.1%
BASIC EDUC. CERT. EXAMS.		1	<div><div></div></div> 0.1%
BASIC EDUCATIN		1	<div><div></div></div> 0.1%
BASIC EDUCATIN CERTIFICATE EXAM		1	<div><div></div></div> 0.1%
BASIC EDUCATIN CERTIFICATE EXAMS (GENERAL ARTS)		1	<div><div></div></div> 0.1%
BASIC EDUCATION		17	<div><div></div></div> 1.4%
BASIC EDUCATION CERIFICATE EXAMINATION		1	<div><div></div></div> 0.1%
BASIC EDUCATION CERT. EXAM		3	<div><div></div></div> 0.2%

# q19e: In which discipline			
Value	Label	Cases	Percentage
BASIC EDUCATION CERT. EXAM.		2	<div><div></div></div> 0.2%
BASIC EDUCATION CERT. EXAMS		1	<div><div></div></div> 0.1%
BASIC EDUCATION CERT. EXAMS.		1	<div><div></div></div> 0.1%
BASIC EDUCATION CERT.EXAMS		1	<div><div></div></div> 0.1%
BASIC EDUCATION CERTIFICATE EXAM.		1	<div><div></div></div> 0.1%
BASIC EDUCATION CERTIFICAT EXAMINATION		1	<div><div></div></div> 0.1%
BASIC EDUCATION CERTIFICAT EXAMS		1	<div><div></div></div> 0.1%
BASIC EDUCATION CERTIFICATE		8	<div><div></div></div> 0.7%
BASIC EDUCATION CERTIFICATE EDUCATION		1	<div><div></div></div> 0.1%
BASIC EDUCATION CERTIFICATE EXAM		10	<div><div></div></div> 0.8%
BASIC EDUCATION CERTIFICATE EXAM.		7	<div><div></div></div> 0.6%
BASIC EDUCATION CERTIFICATE EXAMINATION		12	<div><div></div></div> 1.0%
BASIC EDUCATION CERTIFICATE EXAMINATION		1	<div><div></div></div> 0.1%
BASIC EDUCATION CERTIFICATE EXAMS		14	<div><div></div></div> 1.1%
BASIC EDUCATION CERTIFICATE EXAMS.		2	<div><div></div></div> 0.2%
BASIC EDUCATION EXAMINATION		1	<div><div></div></div> 0.1%

q19e: In which discipline

Value	Label	Cases	Percentage
BASIC EXAMINATION CERT. EXAMS		1	0.1%
BASIC EXAMINATION CERTIFICATE		1	0.1%
BASIC SCHOOL CERTIFICATE EXAM		1	0.1%
BASIC SCHOOL LEAVING CERTIFICATE		1	0.1%
BEAUTICIAN		1	0.1%
BECE		19	1.5%
BIBLICAL STUDIES		1	0.1%
BIO-CHEMISTRY & NUTRITION		1	0.1%
BIOLOGICAL SCIENCE		2	0.2%
BIOLOGICAL SCIENCES		1	0.1%
BLOCK WORK & CONCRETING		1	0.1%
BSC ADM. HRM		1	0.1%
BTEC		1	0.1%
BUILDING		1	0.1%
BUILDING AND CONSTRUCTION		1	0.1%
BUILDING CONSTRUCTION		1	0.1%
BUILDING CONTRACTION		1	0.1%
BUILDING ENGINEERING		1	0.1%
BUILDING TECHNICIAN		2	0.2%
BUILDING TECHNOLOGY		5	0.4%
BUS ADMINISTRATI		1	0.1%
BUSINES		1	0.1%
BUSINESS		54	4.4%
BUSINESS ADMINISTRATI		13	1.1%
BUSINESS ADMINISTRATI (ACCOUNTING)		1	0.1%

# q19e: In which discipline			
Value	Label	Cases	Percentage
BUSINESS AND ACCOUNTING		1	0.1%
BUSINESS AND MINISTRATION		1	0.1%
BUSINESS MANAGEMENT		1	0.1%
BUSINESS MANAGEMENT AND DEVELOPMENT		1	0.1%
BUSINESS MANAGEMENT WITH FINANCE OPTION		1	0.1%
BUSINESS MANANGEMEN		1	0.1%
BUSINESS METHODS CERTIFICATE		1	0.1%
BUSINESS SECRETARIAT		1	0.1%
BUSINESS STUDIES		6	0.5%
BUSINESS STUDIES/ HOTEL MANAGEMENT		1	0.1%
CAR MECHANIC		1	0.1%
CARDENTARY		1	0.1%
CARE AND HAIRDRESSING		1	0.1%
CARE OF EMERGENCY PATIENTS (NURSING)		1	0.1%
CARE POLICY AND MANAGEMENT		1	0.1%
CARE WORK		1	0.1%
CARPENTARY		2	0.2%
CATERER		1	0.1%
CATERIGN		1	0.1%
CATERINA		1	0.1%
CATERING		16	1.3%
CATERING GRADE 2		1	0.1%
CHEMISTRY		1	0.1%
CIVIL ENGINEER		1	0.1%
CIVIL ENGINEERING		2	0.2%

# q19e: In which discipline			
Value	Label	Cases	Percentage
CIVIL ENGINEER		1	<div><div></div></div> 0.1%
COMMERCE		1	<div><div></div></div> 0.1%
COMMERCE/ BOOK- KEEPING		1	<div><div></div></div> 0.1%
COMMUNICATI STUDIES		2	<div><div></div></div> 0.2%
COMMUNITY HEALTH		1	<div><div></div></div> 0.1%
COMMUNITY NURSE		1	<div><div></div></div> 0.1%
COMP SCIENCE		1	<div><div></div></div> 0.1%
COMPUTER NETWORKING		1	<div><div></div></div> 0.1%
COMPUTER SCIENCE		2	<div><div></div></div> 0.2%
COMPUTING		1	<div><div></div></div> 0.1%
COMPUTING (SECRETARIAL COURSE)		1	<div><div></div></div> 0.1%
CORPORATE RISK AND SECURITY MANAGEMENT		1	<div><div></div></div> 0.1%
CRAFT WORK		1	<div><div></div></div> 0.1%
DEMOGRAPHY AND HEALTH		1	<div><div></div></div> 0.1%
DEVELOPMENT STUDIES		2	<div><div></div></div> 0.2%
DIPLOMA IN BASIC EDUCATION		2	<div><div></div></div> 0.2%
DIPLOMA IN BASIC EDUCATION (SOCIAL STUDIES)		2	<div><div></div></div> 0.2%
DIPLOMA IN DATA PROCESSING		1	<div><div></div></div> 0.1%
DIPLOMA IN EDUCATION		1	<div><div></div></div> 0.1%
DISPENSER		1	<div><div></div></div> 0.1%
DON'T KNOW		1	<div><div></div></div> 0.1%
DRESS MAKING		2	<div><div></div></div> 0.2%
DRESS- MAKING		1	<div><div></div></div> 0.1%
DRESSMAKING		3	<div><div></div></div> 0.2%
DRUGSMANSHI		1	<div><div></div></div> 0.1%
ECONOMICS		7	<div><div></div></div> 0.6%

# q19e: In which discipline			
Value	Label	Cases	Percentage
ECONOMICS AND BUSINESS		1	0.1%
ECONOMICS AND GEOGRAPHY		1	0.1%
ECONOMICS AND SOCIOLOGY (GHANA) ENGLISH (NL)		1	0.1%
ECONOMICS, ACCOUNTING, GEOGRAPHY		1	0.1%
ECONOMY		1	0.1%
EDUCATION		10	0.8%
EDUCATION FOR THE MENTALLY HANDICAPPED		1	0.1%
ELECITRICALS		1	0.1%
ELECTRICAL		1	0.1%
ELECTRICAL ENGINEERING		1	0.1%
ELECTRICAL ENGINNEERING		1	0.1%
ELECTRICALS		1	0.1%
ELECTRICIALS		1	0.1%
ELECTRONIC ENGINEERING		1	0.1%
ELEMENTARY SCHOOL		1	0.1%
EMGENEERING		1	0.1%
ENGINEERING		7	0.6%
ENGINEERING (AUTO MECHANICS)		1	0.1%
ENGINEERING AND BUSSINESS ADMINISTRATI		1	0.1%
ENGLISH		1	0.1%
EXAMS		1	0.1%
FASHION DESIGNER		1	0.1%
FINANCE		4	0.3%
FLIGHT ATTENDANT		1	0.1%
FOOD AND NUTRITION		2	0.2%
FORM 4		1	0.1%
FORM FIVE		1	0.1%

# q19e: In which discipline			
Value	Label	Cases	Percentage
FRENCH & SPANISH		1	0.1%
FRENCH AND LINGUISTICS		1	0.1%
FURNITURE		1	0.1%
G.C.E 'A' LEVEL		1	0.1%
GCE O'LEVEL		2	0.2%
GENAREAL ARTS		1	0.1%
GENEARL PAPER		1	0.1%
GENERAL		59	4.8%
GENERAL ART		2	0.2%
GENERAL ARTS		43	3.5%
GENERAL ARTS (HISTORY & GEO)		1	0.1%
GENERAL ARTS CERTIFICATE		1	0.1%
GENERAL ARTS.		1	0.1%
GENERAL CERTIFICATE		3	0.2%
GENERAL CERTIFICATE (OLD SYSTEM)		1	0.1%
GENERAL CERTIFICATE EDUCATION ORDINARY LEVEL		1	0.1%
GENERAL CERTIFICATE EXAMAS.		1	0.1%
GENERAL DOCTOR		1	0.1%
GENERAL EDUCATION		3	0.2%
GENERAL ELECTRICALS		1	0.1%
GENERAL EXAMS		1	0.1%
GENERAL PAPER		13	1.1%
GENERAL PAPER(PART 1) ELECTRICAL		1	0.1%
GENERAL SCIENCE		2	0.2%

# q19e: In which discipline			
Value	Label	Cases	Percentage
GENERAL SECONDARY EDUCATION		1	0.1%
GENERAL STUDIES		1	0.1%
GENERAL SUBJECT		3	0.2%
GENERAL SUBJECTS		1	0.1%
GEODETIC ENGINEERING		1	0.1%
GEOGRAPHICAL TECHNIQUES		1	0.1%
GEOGRAPHY		1	0.1%
GEOGRAPHY & HISTORY (GENERAL ARTS)		1	0.1%
GEOGRAPHY, RESOURCE AND DEVELOPMENT		1	0.1%
GEOLOGICAL ENGINEERING		1	0.1%
GEORAPHY, HISTORY, MATHS & ENGLISH		1	0.1%
GHANAIAAN LANGUAGE(GA		1	0.1%
GRAPHIC DESIGN		1	0.1%
GRAPHIC DESIGNING		3	0.2%
H SOCIAL SCIENCE		1	0.1%
HAIR DRESSING		3	0.2%
HAIR DRESSING BEAUTICIAN		1	0.1%
HAIRDRESSING		1	0.1%
HIGH SCHOOL CERTIFICATE		1	0.1%
HIGHER NATIONAL DIPLOMA		1	0.1%
HIGHER NATIONAL DIPLOMA (BUSINESS)		1	0.1%
HIGHER NATIONAL DIPLOMA (ENGINEERING		2	0.2%

q19e: In which discipline

Value	Label	Cases	Percentage
HIGHER NATIONAL DIPLOMA (TEXTILES DESIGNER)		1	0.1%
HIGHER NATIONAL DIPLOMA (ACCOUNTING)		1	0.1%
HISTORY		1	0.1%
HISTORY AND ENGLISH		1	0.1%
HISTORY GEOGRAPHY ETC		1	0.1%
HISTORY, GEOGRAPHY		1	0.1%
HISTORY, GEOGRAPHY, MATHS AND ENGLISH		1	0.1%
HISTORY, GEOGRAPHY, MATHS, ENGLISH		1	0.1%
HOME ECONOMICS		10	0.8%
HOME ECONOMICS FOOD & NUTRITION		1	0.1%
HOME SCIENCE		3	0.2%
HOTEL AND CATERING		1	0.1%
HOTEL MANAGEMENT		1	0.1%
HUMANITIES		4	0.3%
I.T.		1	0.1%
IMPORTS AND EXPORTS		1	0.1%
INDUSTRIAL MECHANICS		1	0.1%
INFORMATION MANAGEMENT E-BUSINESS		1	0.1%
INFORMATION STUDIES		1	0.1%
INFORMATION TECHNOLOGY		1	0.1%
INSURANCE		1	0.1%
INTERIOR DECORATION		1	0.1%
INTERNAT. AGRICULTURE BUSINESS MANAGEMENT		1	0.1%

# q19e: In which discipline			
Value	Label	Cases	Percentage
INTERNATIONAL DEVELOPMENT		2	0.2%
INTERNATIONAL DEVELOPMENT PUBLIC ADMINISTRATI		1	0.1%
INTERNATIONAL MARKETING		2	0.2%
INTERNATIONAL RELATIONS		1	0.1%
IT		1	0.1%
J.H.S		1	0.1%
J.S.S		1	0.1%
JOORNALISM		1	0.1%
JOURNALISM		2	0.2%
JUNIOR HIGH SCHOOL CERTIFICATE		2	0.2%
KETTERING		1	0.1%
LAN		1	0.1%
LAND ECONOMY		1	0.1%
LAND VALMATION		1	0.1%
LANGUAGE		2	0.2%
LANGUAGE(SP)		1	0.1%
LAW		3	0.2%
LAWYER		1	0.1%
LEAVING SCHOOL CERTIFICATE		2	0.2%
LIBORATOY TECHNICIAN		1	0.1%
LICENSURE EXAMS		1	0.1%
LIFE SKILLS		1	0.1%
LINGUISTICS/ LANGUAGES		1	0.1%
LITERATURE		1	0.1%
M S L C		1	0.1%
M S L C		7	0.6%
M.S.L.C		1	0.1%
MA		1	0.1%
MAJOR SUBJECT BUSINESS		1	0.1%
MANAGEMENT		3	0.2%
MARINE ENGINEERING		1	0.1%
MARKETING		12	1.0%

# q19e: In which discipline			
Value	Label	Cases	Percentage
MARKETING AND FINANCE		1	0.1%
MARKETING AND MANAGEMENT		1	0.1%
MASTER OF SCIENCE DEGREE(BANK		1	0.1%
MATHEMATICS		2	0.2%
MATHS AND STATISTICS		1	0.1%
MBA		1	0.1%
MECH. ENGINEERING		1	0.1%
MECHANICAL ENG		1	0.1%
MECHANICAL ENGINEERING		3	0.2%
MECHANICAL VIBRATIONS		1	0.1%
MEDICINE		1	0.1%
MICROBIOLOG		1	0.1%
MIDDLE SCHOOL LEAVING CERTIFICATE		1	0.1%
MIDDLE LEAVING CERTIFICATE		1	0.1%
MIDDLE LEAVING CERTIFICATE EXAMINATION		1	0.1%
MIDDLE LEAVING CERTIFICATE EXAMINATION (GENERAL ARTS)		1	0.1%
MIDDLE LIVING CERTIFICATE		1	0.1%
MIDDLE LIVING CERTIFICATE EXAM. (BUSINESS)		1	0.1%
MIDDLE LIVING CERTIFICATE EXAMINATION		1	0.1%
MIDDLE LIVING CERTIFICATE EXAMINATION (GENERAL ARTS)		1	0.1%

# q19e: In which discipline			
Value	Label	Cases	Percentage
MIDDLE LIVING CERTIFICATE EXAMINATION IN AGRICULTURE		1	<div><div></div></div> 0.1%
MIDDLE LIVING CERTIFICATE EXAMS(GENER STUDIES)		1	<div><div></div></div> 0.1%
MIDDLE SCH		1	<div><div></div></div> 0.1%
MIDDLE SCH LEAVING CERT.		1	<div><div></div></div> 0.1%
MIDDLE SCH LIVING CERTIFICATE EXAMINATION		1	<div><div></div></div> 0.1%
MIDDLE SCH.		5	<div><div></div></div> 0.4%
MIDDLE SCH. LEAVING CERT.		9	<div><div></div></div> 0.7%
MIDDLE SCHOOL		26	<div><div></div></div> 2.1%
MIDDLE SCHOOL CERTIFICATE		1	<div><div></div></div> 0.1%
MIDDLE SCHOOL EDUCATION		2	<div><div></div></div> 0.2%
MIDDLE SCHOOL LEAVERS CERTIFICATE EXAMINATION (GENERAL PAPER)		1	<div><div></div></div> 0.1%
MIDDLE SCHOOL LEAVES CERTIFICATE EXAMINATION		1	<div><div></div></div> 0.1%
MIDDLE SCHOOL LEAVING		1	<div><div></div></div> 0.1%
MIDDLE SCHOOL LEAVING CERT.		9	<div><div></div></div> 0.7%
MIDDLE SCHOOL LEAVING CERTIFICATE		67	<div><div></div></div> 5.5%
MIDDLE SCHOOL LEAVING CERTIFICATE		1	<div><div></div></div> 0.1%

# q19e: In which discipline			
Value	Label	Cases	Percentage
EXAMS(GENERAL ARTS)			
MIDDLE SCHOOL LEAVING CERTIFICATE.		2	<div><div></div></div> 0.2%
MIDDLE SCHOOL LIVING CERTIFICATE EXAMINATION		1	<div><div></div></div> 0.1%
MIDDLE SCHOOL LIVING CERTIFICATE EXAMS		1	<div><div></div></div> 0.1%
MIDDLE SCHOOL LIVING CERTIFICATE		1	<div><div></div></div> 0.1%
MIDDLE SCHOOL LIVING CERTIFICATE		1	<div><div></div></div> 0.1%
MIDDLE SCHOOL LIVING CERTIFICATE		1	<div><div></div></div> 0.1%
MIDDLE SCHOOL STUDIES		1	<div><div></div></div> 0.1%
MIDDLE SCHOOL(ALL SUBJECTS)		1	<div><div></div></div> 0.1%
MIDDLE SCHOOL.		1	<div><div></div></div> 0.1%
MIDDLE SCHOOL. LEAVING CERT.		1	<div><div></div></div> 0.1%
MIDDLE SCHOOL LEAVING CERTIFICATE		1	<div><div></div></div> 0.1%
MIDDLE SCHOOL LEAVING CERTIFICATE		1	<div><div></div></div> 0.1%
MIDWIFERY		2	<div><div></div></div> 0.2%
MOTOR MAINTENANCE		1	<div><div></div></div> 0.1%
MOTOR VEHICLE MECHANIC		1	<div><div></div></div> 0.1%
MSCC		1	<div><div></div></div> 0.1%
MSLC		38	<div><div></div></div> 3.1%
MSLCE		1	<div><div></div></div> 0.1%
MUSIC		1	<div><div></div></div> 0.1%
NATIONAL VOCATIONAL		1	<div><div></div></div> 0.1%

# q19e: In which discipline			
Value	Label	Cases	Percentage
TECHNICAL INSTITUTE			
NATURAL RESOURCE		1	<div><div></div></div> 0.1%
NO DISCIPLINE		2	<div><div></div></div> 0.2%
NURSERY NURSE		1	<div><div></div></div> 0.1%
NURSERY TEACHER		1	<div><div></div></div> 0.1%
NURSING		15	<div><div></div></div> 1.2%
NURSING AND SOCIAL WORK		1	<div><div></div></div> 0.1%
NURSING TRAINING		1	<div><div></div></div> 0.1%
NURSING TRANING		1	<div><div></div></div> 0.1%
O LEVEL		2	<div><div></div></div> 0.2%
O-LEVEL		1	<div><div></div></div> 0.1%
O. LEVEL		1	<div><div></div></div> 0.1%
OFFICE TECHNICIAN		1	<div><div></div></div> 0.1%
ONDERNEMERS DIPLOMA (ENTREPRENEU		1	<div><div></div></div> 0.1%
ORDIANRY LEVEL CERTIFICATE EXAM		1	<div><div></div></div> 0.1%
ORDINALY LEVEL CERTIFICATE		1	<div><div></div></div> 0.1%
ORDINARY CERTIFICATE EXAM IN AGRICULTURE		1	<div><div></div></div> 0.1%
ORDINARY LEAVING CERTIFICATE		9	<div><div></div></div> 0.7%
ORDINARY LEVEL		4	<div><div></div></div> 0.3%
ORDINARY LEVEL CERT IN		1	<div><div></div></div> 0.1%
ORDINARY LEVEL CERTIFICATE		7	<div><div></div></div> 0.6%
ORDINARY LEVEL CERTIFICATE (BUSINESS)		1	<div><div></div></div> 0.1%
ORDINARY LEVEL CERTIFICATE (GENERAL STUDIES)		1	<div><div></div></div> 0.1%

# q19e: In which discipline			
Value	Label	Cases	Percentage
ORDINARY LEVEL CERTIFICATE EXAMINATION		1	0.1%
ORDINARY LEVEL CERTIFICATE(A		1	0.1%
ORDINARY LEVEL CERTIFICATE EXAMS		1	0.1%
ORDINARY LEVEL EXAMINATION		1	0.1%
ORDINARY LEVEL LEAVING CERTIFICATE		1	0.1%
ORDINARY LEVEL LEAVING CERTIFICATE		6	0.5%
ORDINARY LEVEL CERTIFICATE EXAM(BUSINES		1	0.1%
PAINTING & DECORATION		1	0.1%
PAINTING/ DECORATION		1	0.1%
PASTORAL		1	0.1%
PHARMACY		1	0.1%
PHILOSOPHY		1	0.1%
PHOTOGRAPHY OF DOCUMENTRY		1	0.1%
PHYSIOLOGY		1	0.1%
PHYSICAL SCIENCES		1	0.1%
PLANNING		2	0.2%
PLUMBERING		1	0.1%
PLUMBING		2	0.2%
POLITICAL SCIENCE		3	0.2%
POLITICAL SCIENCE & PHILOSOPHY		1	0.1%
POLITICAL SCIENCE AND SOCIOLOGY		1	0.1%
POLITICS		1	0.1%
POPULATION STUDIES		1	0.1%
PRIMARY EDUCATION		1	0.1%

# q19e: In which discipline			
Value	Label	Cases	Percentage
PRIMARY SCHOOL EDUCATION		1	0.1%
PRIVATE SECRETARIAS		1	0.1%
PSYCHOLOGY		3	0.2%
PUBLIC ADMINISTRATI		2	0.2%
PUBLIC ADMINISTRATI SOCIAL POLICY		1	0.1%
PUBLIC LAW		1	0.1%
PUBLISHING STUDIES		1	0.1%
PURCHASING AND SUPPLY		1	0.1%
QUANTITY SURVEYANCE		1	0.1%
QUANTITY SURVEYOR		1	0.1%
RADIO & MECHANIC		1	0.1%
REGISTERED GENERAL NURSE		2	0.2%
RESIDENTIAL SOCIAL		1	0.1%
S S C E		1	0.1%
SCIENCE		11	0.9%
SEAMSTRESS		1	0.1%
SECONDARY EDUCATION		5	0.4%
SECONDARY EDUCATION CERTIFICATE		1	0.1%
SECONDARY SCH. CERT. EXAM		1	0.1%
SECONDARY SCHOOL.		1	0.1%
SECRETARIANSHIP		1	0.1%
SECRETARIAS		1	0.1%
SECRETARIAL		5	0.4%
SECRETARIAL COURSE		1	0.1%
SECRETARIAL DUTIES		1	0.1%
SECRETARIAL TRAINING		1	0.1%
SECRETARIANS		1	0.1%
SECRETARIAS		3	0.2%

# q19e: In which discipline			
Value	Label	Cases	Percentage
SECRETARIAT / SENOGRAPHY		1	<div><div></div></div> 0.1%
SECRETARIATE PACKAGE		1	<div><div></div></div> 0.1%
SECRETARIL		1	<div><div></div></div> 0.1%
SECRETARY		1	<div><div></div></div> 0.1%
SECRETERIAL		1	<div><div></div></div> 0.1%
SECRETERIAL CERTIFICATE		1	<div><div></div></div> 0.1%
SENIOR SCH. CERTIFICATE EXAMINATION (SCIENCE)		1	<div><div></div></div> 0.1%
SENIOR SCHOOL CERTIFICATE EXAM		1	<div><div></div></div> 0.1%
SENIOR SEC. SCHOOL CERT.		1	<div><div></div></div> 0.1%
SENIOR SEC.SCH.CERTI EXAMINATION		1	<div><div></div></div> 0.1%
SENIOR SEC.SCHOOL CERTIFICATE EXAMINATION		1	<div><div></div></div> 0.1%
SENIOR SECONDARY		1	<div><div></div></div> 0.1%
SENIOR SECONDARY CERT. EXAM. (BUSINESS)		1	<div><div></div></div> 0.1%
SENIOR SECONDARY CERTIFICATE		1	<div><div></div></div> 0.1%
SENIOR SECONDARY CERTIFICATE EXAM		1	<div><div></div></div> 0.1%
SENIOR SECONDARY CERTIFICATE EXAMINATION		3	<div><div></div></div> 0.2%
SENIOR SECONDARY CERTIFICATE EXAMS		1	<div><div></div></div> 0.1%
SENIOR SECONDARY CERTIFICATION EXAMINATION		1	<div><div></div></div> 0.1%
SENIOR SECONDARY SCH. CERT. EXAM.		5	<div><div></div></div> 0.4%

q19e: In which discipline

Value	Label	Cases	Percentage
SENIOR SECONDARY SCH. CERTIFICATE EXAM		1	0.1%
SENIOR SECONDARY SCH.CERT EXAMS. (ACCOUNTING)		1	0.1%
SENIOR SECONDARY SCHOOL CERTIFICATE		3	0.2%
SENIOR SECONDARY SCHOOL CERTIFICATE EXAM		2	0.2%
SENIOR SECONDARY SCHOOL CERTIFICATE EXAM. (BUSINESS)		1	0.1%
SENIOR SECONDARY SCHOOL CERTIFICATE EXAMS		1	0.1%
SENOIR SECONDARY SCHOOL CERTIFICATE EXAMS		1	0.1%
SENIOR SECONDARY CERTIFICATE EXAMINATION		1	0.1%
SEWING		1	0.1%
SHS		1	0.1%
SNIOR SECONDARY		1	0.1%
SOCIAL CARE		2	0.2%
SOCIAL SCIENCE.		1	0.1%
SOCIAL SCIENCES		1	0.1%
SOCIAL STUDIES		1	0.1%
SOCIAL WORK		3	0.2%
SOCIOLOGY		7	0.6%
SSCE		5	0.4%
SSCE. (BUSINESS)		1	0.1%
SSSCE		11	0.9%

q19e: In which discipline

Value	Label	Cases	Percentage
STANDARD 7 (MSLC)		1	0.1%
STATE REGISTERED NURSING (MID WIFE)		1	0.1%
STATISTICS		2	0.2%
STATISTICS & ECONOMICS		1	0.1%
STERNOGRAPH		1	0.1%
TAILORING		1	0.1%
TEACHER TRAINING		1	0.1%
TEACHER TRAINING (TEACHING)		1	0.1%
TEACHING		19	1.5%
TECHNICAL		4	0.3%
TECHNICAL (ELECTRICAL		1	0.1%
TECHNICAL (MASONARY)		1	0.1%
TECHNICAL COURSE		1	0.1%
TECHNICAL EDUCATION (MASON WORK)		1	0.1%
TECHNICAL NVTI		1	0.1%
TECHNICIAN		1	0.1%
TECHNOLOGY		1	0.1%
TELECOM NETWORK DESIGN AND PLANNING		1	0.1%
TETIARY EDUCATION		1	0.1%
THEOLOGY		2	0.2%
TICKETING RESERVATION		1	0.1%
TRAINING COLLEGE		1	0.1%
TRANING COLLEGE		1	0.1%
URBAN MANAGEMENT & DEVELOPMENT		1	0.1%
VISUAL ARTS		4	0.3%
VOCATION, HOME MANAGEMENT		1	0.1%
VOCATIONAL		1	0.1%

# q19e: In which discipline			
Value	Label	Cases	Percentage
VOCATIONAL AND TECHNICAL		1	<div><div></div></div> 0.1%
VOCATIONAL SKILLS		1	<div><div></div></div> 0.1%
VOCATIONAL SKILLS (SEWING)		1	<div><div></div></div> 0.1%
VOCATIONAL STUDIES		2	<div><div></div></div> 0.2%
VOCATIONAL TRAINING		1	<div><div></div></div> 0.1%
.b		18	
Warning: these figures indicate the number of cases found in the data file. They cannot be interpreted as summary statistics of the population of interest.			
# q19e_c1: Study field level 1			
Information	[Type= discrete] [Format=numeric] [Range= 0-9] [Missing=*]		
Statistics [NW/ W]	[Valid=1178 /-] [Invalid=488 /-]		
Universe	If q18 in 10, 11, 12, 13, 14, 15, 16, 17, 18, 19, 20, 23 If q19 in 1		
Literal question	Q19E. In which discipline? Recoded discipline 1		
Notes	Coded variable on field of training from the open question q19e		
Value	Label	Cases	Percentage
0	General programs	520	<div><div></div></div> 44.1%
1	Teaching	38	<div><div></div></div> 3.2%
2	Humanities and arts	117	<div><div></div></div> 9.9%
3	Social sciences business and law	282	<div><div></div></div> 23.9%
4	Sciences	36	<div><div></div></div> 3.1%
5	Engineering and manufacturing	76	<div><div></div></div> 6.5%
6	Agriculture	15	<div><div></div></div> 1.3%
7	Health and welfare	40	<div><div></div></div> 3.4%
8	Services	40	<div><div></div></div> 3.4%
9	Other	14	<div><div></div></div> 1.2%
Sysmiss		488	
Warning: these figures indicate the number of cases found in the data file. They cannot be interpreted as summary statistics of the population of interest.			
# q19e_c2: Study field level 2			
Information	[Type= discrete] [Format=numeric] [Range= 0-86] [Missing=*]		
Statistics [NW/ W]	[Valid=1173 /-] [Invalid=493 /-]		
Universe	If q18 in 10, 11, 12, 13, 14, 15, 16, 17, 18, 19, 20, 23 If q19 in 1		
Literal question	Q19E. In which discipline? Recoded discipline 2		
Notes	Coded variable on field of training from the open question q19e		
Value	Label	Cases	Percentage
0	General programs	520	<div><div></div></div> 44.3%
1	Teaching	38	<div><div></div></div> 3.2%

# q19e_c2: Study field level 2			
Value	Label	Cases	Percentage
9	Others	14	1.2%
21	Arts	40	3.4%
22	Humanities	77	6.6%
31	Social and behavioural science	36	3.1%
32	Journalism and information	6	0.5%
33	Economics	25	2.1%
34	Business and administration	198	16.9%
38	Law	5	0.4%
42	Life sciences	12	1.0%
44	Physical sciences	4	0.3%
46	Mathematics and statistics	5	0.4%
48	Computing	14	1.2%
52	Engineering and engineering trades	62	5.3%
54	Manufacturing and processing	4	0.3%
58	Architecture and building	15	1.3%
62	Agriculture, forestry and fishery	15	1.3%
64	Veterinary	0	
72	Health	35	3.0%
76	Social services	5	0.4%
81	Personal services	41	3.5%
84	Transport services	0	
85	Environmental protection	1	0.1%
86	Security services	1	0.1%
Sysmiss		493	
Warning: these figures indicate the number of cases found in the data file. They cannot be interpreted as summary statistics of the population of interest.			
# q19e_c3: Study field level 3			
Information	[Type= discrete] [Format=numeric] [Range= 1-863] [Missing=*]		
Statistics [NW/ W]	[Valid=1127 /-] [Invalid=539 /-]		
Universe	If q18 in 10, 11, 12, 13, 14, 15, 16, 17, 18, 19, 20, 23 If q19 in 1		
Literal question	Q19E. In which discipline? Recoded discipline 3		
Notes	Coded variable on field of training from the open question q19e		
Value	Label	Cases	Percentage
1	Basic general programmes	520	46.1%
9	Others	14	1.2%
111	Teacher training and education science	31	2.8%
112	Pedagogy	1	0.1%
211	Fine arts	26	2.3%
212	Performing arts	1	0.1%
213	Graphic and audiovisual arts	3	0.3%
214	Design	9	0.8%
215	Craft skills	1	0.1%
221	Religion and theology	4	0.4%
222	Foreign languages and cultures	9	0.8%

q19e_c3: Study field level 3

Value	Label	Cases	Percentage
223	Native languages	0	
224	History, archaeology, philosophy and other humanities	8	0.7%
225	General arts - Humanities	0	
231	General arts - Humanites - SHS	55	4.9%
311	Other social and behavioural sciences	11	1.0%
312	Psychology	4	0.4%
313	Populations studies and demography	7	0.6%
314	Sociology	6	0.5%
315	Political sciences and international relations	7	0.6%
321	Journalism and reporting	3	0.3%
322	Documentation techniques and archival sciences	0	
323	Communication	3	0.3%
331	Economics	24	2.1%
341	Business, retailing, sales	1	0.1%
342	Marketing	18	1.6%
343	Finance, banking, insurance	10	0.9%
344	Accounting, auditing, bookkeeping	37	3.3%
345	Management, administration	107	9.5%
346	Secretarial and office work	22	2.0%
381	Law	5	0.4%
421	Sciences/Life sciences	12	1.1%
441	Physical sciences, geography, hydrography, geology	1	0.1%
461	Mathematics and statistics	5	0.4%
481	Computing	13	1.2%
520	Polytechnique	0	
521	Engineering drawing, mechanics, metal work	14	1.2%
522	Electricity and energy	9	0.8%
523	Electronics	1	0.1%
524	Chemistry	6	0.5%
525	Vehicle maintenance, shipbuilding and aeronautics	10	0.9%
541	Food and drink processing	2	0.2%
543	Materials (wood, paper, plastic, glass)	2	0.2%
544	Mining and extraction	0	
581	Building, civil engineering	6	0.5%
582	Architecture and town planning	6	0.5%
621	Agriculture, crop and livestock production	15	1.3%
641	Veterinary	0	
721	Medicine	2	0.2%
722	Medical services	7	0.6%
723	Nursing	26	2.3%
762	Social work	5	0.4%
811	Hotel and catering	22	2.0%
812	Travel and tourism	1	0.1%
815	Hairdressing and beauty treatment	7	0.6%
816	Tailoring	7	0.6%

# q19e_c3: Study field level 3			
Value	Label	Cases	Percentage
841	Services des transports	0	
851	Environmental protection	1	0.1%
861	Protection of property and persons	0	
863	Military security	0	
Sysmiss		539	
Warning: these figures indicate the number of cases found in the data file. They cannot be interpreted as summary statistics of the population of interest.			
# q19y: In what year did you receive this diploma			
Information	[Type= discrete] [Format=numeric] [Range= 1947-2147483624] [Missing=*]		
Statistics [NW/ W]	[Valid=1230 /-] [Invalid=436 /-]		
Universe	If q18 in 10, 11, 12, 13, 14, 15, 16, 17, 18, 19, 20, 23 If q19 in 1		
Literal question	Q19Y. In what year did you receive this diploma?		
Value	Label	Cases	Percentage
1950		1	0.1%
1951		1	0.1%
1952		1	0.1%
1953		1	0.1%
1954		3	0.2%
1956		1	0.1%
1957		1	0.1%
1958		2	0.2%
1959		4	0.3%
1960		1	0.1%
1961		7	0.6%
1962		3	0.2%
1963		4	0.3%
1964		4	0.3%
1965		7	0.6%
1966		6	0.5%
1967		3	0.2%
1968		10	0.8%
1969		14	1.1%
1970		12	1.0%
1971		17	1.4%
1972		20	1.6%
1973		20	1.6%
1974		27	2.2%
1975		17	1.4%
1976		23	1.9%
1977		16	1.3%
1978		23	1.9%
1979		30	2.4%
1980		36	2.9%
1981		29	2.4%

# q19y: In what year did you receive this diploma			
Value	Label	Cases	Percentage
1982		28	<div></div> 2.3%
1983		25	<div></div> 2.0%
1984		22	<div></div> 1.8%
1985		38	<div></div> 3.1%
1986		20	<div></div> 1.6%
1987		28	<div></div> 2.3%
1988		29	<div></div> 2.4%
1989		38	<div></div> 3.1%
1990		42	<div></div> 3.4%
1991		23	<div></div> 1.9%
1992		27	<div></div> 2.2%
1993		37	<div></div> 3.0%
1994		37	<div></div> 3.0%
1995		37	<div></div> 3.0%
1996		41	<div></div> 3.3%
1997		43	<div></div> 3.5%
1998		50	<div></div> 4.1%
1999		43	<div></div> 3.5%
2000		35	<div></div> 2.8%
2001		26	<div></div> 2.1%
2002		38	<div></div> 3.1%
2003		31	<div></div> 2.5%
2004		32	<div></div> 2.6%
2005		26	<div></div> 2.1%
2006		24	<div></div> 2.0%
2007		32	<div></div> 2.6%
2008		13	<div></div> 1.1%
2009		21	<div></div> 1.7%
Sysmiss		436	
Warning: these figures indicate the number of cases found in the data file. They cannot be interpreted as summary statistics of the population of interest.			
# q400: Number of activite/inactivite periods			
Information	[Type= continuous] [Format=numeric] [Range= 1-9999] [Missing=*]		
Statistics [NW/ W]	[Valid=1666 /-] [Invalid=0 /-] [Mean=4.897 /-] [StdDev=1.945 /-]		
Source	Interviewer		
Pre-question	MODULE – PERIODS OF ACTIVITY AND INACTIVITY LET'S TALK IN SOME DETAIL ABOUT THE DIFFERENT EDUCATIONAL AND OCCUPATIONAL STATUSES YOU HAVE HAD IN YOUR LIFE...		
Literal question	400.		
Interviewer's instructions	Count (column 5) the different periods in the GRID: __ WITHOUT FORGETTING THE SCHOOLING AND ECONOMICALLY INACTIVE PERIODS.		
# q20pa: Current plots of land			
Information	[Type= continuous] [Format=numeric] [Range= 0-9999] [Missing=*]		
Statistics [NW/ W]	[Valid=1666 /-] [Invalid=0 /-] [Mean=0.3 /-] [StdDev=0.677 /-]		
Pre-question	MODULE: HISTORY OF ASSETS AND BUSINESSES OWNED IN GHANA AND ELSEWHERE		

# q20pa: Current plots of land	
	Now we will talk about the assets or businesses that you may have bought over your lifetime, or that you may have received or inherited from somebody.
Literal question	1. Are you CURRENTLY owner, in Ghana or elsewhere... ...of one or several plots of land (agricultural land, building plot, or under construction)
Interviewer's instructions	If "Yes" => How many? If "No" => Note 00
# q20la: Current house units	
Information	[Type= continuous] [Format=numeric] [Range= 0-9999] [Missing=*]
Statistics [NW/ W]	[Valid=1666 /-] [Invalid=0 /-] [Mean=0.199 /-] [StdDev=0.461 /-]
Literal question	1. Are you CURRENTLY owner, in Ghana or elsewhere... ...of one or several house units (house, apartment...)
Interviewer's instructions	If "Yes" => How many? If "No" => Note 00
# q20ca: Current business, venture, commercial premises	
Information	[Type= continuous] [Format=numeric] [Range= 0-9999] [Missing=*]
Statistics [NW/ W]	[Valid=1666 /-] [Invalid=0 /-] [Mean=0.265 /-] [StdDev=0.466 /-]
Literal question	1. Are you CURRENTLY owner, in Ghana or elsewhere... ...of a business, venture, commercial premises even on a rental basis (shop, workshop, taxis...)
Interviewer's instructions	If "Yes" => How many? If "No" => Note 00
# q20ta: Total current	
Information	[Type= continuous] [Format=numeric] [Range= 0-8] [Missing=*]
Statistics [NW/ W]	[Valid=1666 /-] [Invalid=0 /-] [Mean=0.764 /-] [StdDev=1.025 /-]
Literal question	Total (current)
# q20pp: Past plots of land	
Information	[Type= continuous] [Format=numeric] [Range= 0-9999] [Missing=*]
Statistics [NW/ W]	[Valid=1666 /-] [Invalid=0 /-] [Mean=0.0228 /-] [StdDev=0.161 /-]
Literal question	2. And IN THE PAST, have you been owner, in Ghana or elsewhere... ...of plots that you don't own anymore?
Interviewer's instructions	If "Yes" => How many? If "No" => Note 00
# q20lp: Past house units	
Information	[Type= continuous] [Format=numeric] [Range= 0-9999] [Missing=*]
Statistics [NW/ W]	[Valid=1666 /-] [Invalid=0 /-] [Mean=0.012 /-] [StdDev=0.142 /-]
Literal question	2. And IN THE PAST, have you been owner, in Ghana or elsewhere... ...of house units that you don't own anymore?
Interviewer's instructions	If "Yes" => How many? If "No" => Note 00
# q20cp: Past business, venture, commercial premises	
Information	[Type= continuous] [Format=numeric] [Range= 0-9999] [Missing=*]
Statistics [NW/ W]	[Valid=1666 /-] [Invalid=0 /-] [Mean=0.0696 /-] [StdDev=0.308 /-]
Literal question	2. And IN THE PAST, have you been owner, in Ghana or elsewhere... ...of a business, a venture, commercial premises even on a rental basis that you don't own anymore?
Interviewer's instructions	If "Yes" => How many?

# q20cp: Past business, venture, commercial premises			
		If "No" => Note 00	
# q20tp: Total past			
Information	[Type= continuous] [Format=numeric] [Range= 0-3] [Missing=*]		
Statistics [NW/ W]	[Valid=1666 /-] [Invalid=0 /-] [Mean=0.104 /-] [StdDev=0.426 /-]		
Literal question	Total (past)		
# q20tot: Total current and past assets			
Information	[Type= continuous] [Format=numeric] [Range= 0-9999] [Missing=*]		
Statistics [NW/ W]	[Valid=1666 /-] [Invalid=0 /-] [Mean=0.868 /-] [StdDev=1.15 /-]		
Literal question	Total (all)		
Post-question	If NO ASSET (Q20TOT = 0) => Go to TRANSFERS, Page 33 Otherwise => Fill out one column per owned asset		
# q21: Money transfers			
Information	[Type= discrete] [Format=numeric] [Range= 0-1] [Missing=*]		
Statistics [NW/ W]	[Valid=1655 /-] [Invalid=11 /-]		
Pre-question	TRANSFERS		
Literal question	Q21. Have there been periods at any time of your life during which you used to send regularly money to somebody who was living in a different country from the one where you were at the time (for example, from Ghana to the UK, from The Netherlands to Ghana, from the UK to the Netherlands...)?		
Value	Label	Cases	Percentage
0	No	1173	<div></div> 70.9%
1	Yes	482	<div></div> 29.1%
Sysmiss		11	
<i>Warning: these figures indicate the number of cases found in the data file. They cannot be interpreted as summary statistics of the population of interest.</i>			
# q22: International migration attempts			
Information	[Type= discrete] [Format=numeric] [Range= 0-1] [Missing=*]		
Statistics [NW/ W]	[Valid=1655 /-] [Invalid=11 /-]		
Pre-question	INTERNATIONAL MIGRATION ATTEMPTS		
Literal question	Q22. We have already talked about the places where you lived for at least one year. But have you ever undertaken concrete steps in order to leave and settle in a different country, without, however, having so far been successful in getting there?		
Post-question	If q22 in 0 => Go to STAYS OF LESS THAN 1 YEAR, page 36		
Value	Label	Cases	Percentage
0	No	1499	<div></div> 90.6%
1	Yes	156	<div></div> 9.4%
Sysmiss		11	
<i>Warning: these figures indicate the number of cases found in the data file. They cannot be interpreted as summary statistics of the population of interest.</i>			
# q22p_1: 1st country EGO wanted to go			
Information	[Type= discrete] [Format=numeric] [Range= 7777-99527] [Missing=*]		
Statistics [NW/ W]	[Valid=155 /-] [Invalid=1511 /-]		
Universe	If q22 in 1		
Literal question	Q22. We have already talked about the places where you lived for at least one year. But have you ever undertaken concrete steps in order to leave and settle in a different country, without, however, having so far been successful in getting there? If "Yes" => To which countries did you want to go? First answer		
Interviewer's instructions	List the countries		

# q22p_1: 1st country EGO wanted to go			
Value	Label	Cases	Percentage
96000	FRANCE	4	<div><div></div></div> 2.6%
99103	NORWAY	1	<div><div></div></div> 0.6%
99109	GERMANY	12	<div><div></div></div> 7.7%
99127	ITALY	10	<div><div></div></div> 6.5%
99131	BELGIUM	1	<div><div></div></div> 0.6%
99132	UNITED KINGDOM	38	<div><div></div></div> 24.5%
99134	SPAIN	7	<div><div></div></div> 4.5%
99135	NETHERLANDS	5	<div><div></div></div> 3.2%
99140	SWITZERLAND	1	<div><div></div></div> 0.6%
99207	ISRAEL	1	<div><div></div></div> 0.6%
99217	JAPAN	2	<div><div></div></div> 1.3%
99227	MALAYSIA	1	<div><div></div></div> 0.6%
99239	KOREA (REPUBLIC OF)	1	<div><div></div></div> 0.6%
99247	UNITED ARAB EMIRATES	1	<div><div></div></div> 0.6%
99303	SOUTH AFRICA	2	<div><div></div></div> 1.3%
99316	LIBYA	1	<div><div></div></div> 0.6%
99338	NIGERIA	2	<div><div></div></div> 1.3%
99401	CANADA	9	<div><div></div></div> 5.8%
99404	UNITED STATES	53	<div><div></div></div> 34.2%
99501	AUSTRALIA	1	<div><div></div></div> 0.6%
99505	AMERICAN SAMOA	2	<div><div></div></div> 1.3%
Sysmiss		1511	
Warning: these figures indicate the number of cases found in the data file. They cannot be interpreted as summary statistics of the population of interest.			
# q22p_2: 2nd country EGO wanted to go			
Information	[Type= discrete] [Format=numeric] [Range= 7777-99527] [Missing=*]		
Statistics [NW/ W]	[Valid=29 /-] [Invalid=1637 /-]		
Universe	If q22 in 1		
Literal question	Q22. We have already talked about the places where you lived for at least one year. But have you ever undertaken concrete steps in order to leave and settle in a different country, without, however, having so far been successful in getting there? If "Yes" => To which countries did you want to go? Second answer		
Interviewer's instructions	List the countries		
Value	Label	Cases	Percentage
99103	NORWAY	2	<div><div></div></div> 6.9%
99104	SWEDEN	1	<div><div></div></div> 3.4%
99109	GERMANY	3	<div><div></div></div> 10.3%
99127	ITALY	1	<div><div></div></div> 3.4%
99132	UNITED KINGDOM	5	<div><div></div></div> 17.2%
99134	SPAIN	1	<div><div></div></div> 3.4%
99231	INDONESIA	1	<div><div></div></div> 3.4%
99254	CYPRUS	1	<div><div></div></div> 3.4%
99401	CANADA	2	<div><div></div></div> 6.9%
99404	UNITED STATES	10	<div><div></div></div> 34.5%
99411	HONDURAS	1	<div><div></div></div> 3.4%
99501	AUSTRALIA	1	<div><div></div></div> 3.4%

# q22p_2: 2nd country EGO wanted to go			
Value	Label	Cases	Percentage
Sysmiss		1637	
Warning: these figures indicate the number of cases found in the data file. They cannot be interpreted as summary statistics of the population of interest.			
# q22p_3: 3rd country EGO wanted to go			
Information	[Type= discrete] [Format=numeric] [Range= 7777-99527] [Missing=*]		
Statistics [NW/ W]	[Valid=9 /-] [Invalid=1657 /-]		
Universe	If q22 in 1		
Literal question	Q22. We have already talked about the places where you lived for at least one year. But have you ever undertaken concrete steps in order to leave and settle in a different country, without, however, having so far been successful in getting there? If "Yes" => To which countries did you want to go? Third answer		
Interviewer's instructions	List the countries		
Value	Label	Cases	Percentage
96000	FRANCE	1	11.1%
99103	NORWAY	1	11.1%
99132	UNITED KINGDOM	1	11.1%
99134	SPAIN	1	11.1%
99140	SWITZERLAND	1	11.1%
99401	CANADA	1	11.1%
99404	UNITED STATES	2	22.2%
99501	AUSTRALIA	1	11.1%
Sysmiss		1657	
Warning: these figures indicate the number of cases found in the data file. They cannot be interpreted as summary statistics of the population of interest.			
# q22p_4: 4th country EGO wanted to go			
Information	[Type= discrete] [Format=numeric] [Range= 96000-99527] [Missing=*]		
Statistics [NW/ W]	[Valid=3 /-] [Invalid=1663 /-]		
Universe	If q22 in 1		
Literal question	Q22. We have already talked about the places where you lived for at least one year. But have you ever undertaken concrete steps in order to leave and settle in a different country, without, however, having so far been successful in getting there? If "Yes" => To which countries did you want to go? Fourth answer		
Interviewer's instructions	List the countries		
Value	Label	Cases	Percentage
99132	UNITED KINGDOM	2	66.7%
99332	KENYA	1	33.3%
Sysmiss		1663	
Warning: these figures indicate the number of cases found in the data file. They cannot be interpreted as summary statistics of the population of interest.			
# q22p_5: 5th country EGO wanted to go			
Information	[Type= discrete] [Format=numeric] [Range= 96000-2147483624] [Missing=*]		
Statistics [NW/ W]	[Valid=2 /-] [Invalid=1664 /-]		
Universe	If q22 in 1		
Literal question	Q22. We have already talked about the places where you lived for at least one year. But have you ever undertaken concrete steps in order to leave and settle in a different country, without, however, having so far been successful in getting there? If "Yes" => To which countries did you want to go? Fifth answer		
Interviewer's instructions	List the countries		

# q22p_5: 5th country EGO wanted to go			
Value	Label	Cases	Percentage
99112	HUNGARY	1	<div></div> 50.0%
99217	JAPAN	1	<div></div> 50.0%
Sysmiss		1664	
Warning: these figures indicate the number of cases found in the data file. They cannot be interpreted as summary statistics of the population of interest.			
# q22p_6: 6th country EGO wanted to go			
Information	[Type= discrete] [Format=numeric] [Range= 96000-2147483624] [Missing=*]		
Statistics [NW/ W]	[Valid=1 -/] [Invalid=1665 -/]		
Universe	If q22 in 1		
Literal question	Q22. We have already talked about the places where you lived for at least one year. But have you ever undertaken concrete steps in order to leave and settle in a different country, without, however, having so far been successful in getting there? If "Yes" => To which countries did you want to go? Sixth answer		
Interviewer's instructions	List the countries		
Value	Label	Cases	Percentage
99247	UNITED ARAB EMIRATES	1	<div></div> 100.0%
Sysmiss		1665	
Warning: these figures indicate the number of cases found in the data file. They cannot be interpreted as summary statistics of the population of interest.			
# q22p_7: 7th country EGO wanted to go			
Information	[Type= discrete] [Format=numeric] [Range= 96000-2147483624] [Missing=*]		
Statistics [NW/ W]	[Valid=1 -/] [Invalid=1665 -/]		
Universe	If q22 in 1		
Literal question	Q22. We have already talked about the places where you lived for at least one year. But have you ever undertaken concrete steps in order to leave and settle in a different country, without, however, having so far been successful in getting there? If "Yes" => To which countries did you want to go? Seventh answer		
Interviewer's instructions	List the countries		
Value	Label	Cases	Percentage
99338	NIGERIA	1	<div></div> 100.0%
Sysmiss		1665	
Warning: these figures indicate the number of cases found in the data file. They cannot be interpreted as summary statistics of the population of interest.			
# q800: Number of migration attempts			
Information	[Type= continuous] [Format=numeric] [Range= 0-9999] [Missing=*]		
Statistics [NW/ W]	[Valid=1666 -/] [Invalid=0 -/] [Mean=0.115 -/] [StdDev=0.408 -/]		
Source	Interviewer		
Pre-question	MODULE: MIGRATION ATTEMPTS		
Literal question	800. I WOULD LIKE TO ASK YOU SOME MORE QUESTIONS ABOUT THE COUNTRIES TO WHICH YOU WOULD HAVE LIKED TO GO, BUT YOUR MIGRATION PLANS HAVE NOT (OR NOT YET) BEEN REALIZED.		
Interviewer's instructions	Count in the GRID and write down the number of periods during which Ego has undertaken steps to leave: _ _		
# q23: Stay of less than a year abroad			
Information	[Type= discrete] [Format=numeric] [Range= 0-1] [Missing=*]		
Statistics [NW/ W]	[Valid=1648 -/] [Invalid=18 -/]		
Pre-question	STAYS OF LESS THAN A YEAR OUTSIDE GHANA		

# q23: Stay of less than a year abroad			
Literal question	Q23. And have you already stayed for periods of less than a year outside Ghana (but spending at least one night there)? This can also be a country where you have lived for a longer period at another time in your life.		
Post-question	If q23 in 0: - If Ego has already lived outside Ghana (column 3.2) => Module LONG AND SHORT STAYS OUTSIDE GHANA, page 37 - If Ego has never lived outside Ghana => END OF THE INTERVIEW; NOTE THE TIME ON PAGE 51		
Value	Label	Cases	Percentage
0	No	1187	72.0%
1	Yes	461	28.0%
Sysmiss		18	
<i>Warning: these figures indicate the number of cases found in the data file. They cannot be interpreted as summary statistics of the population of interest.</i>			
# q23p_1: 1st country EGO stayed less than a year			
Information	[Type= discrete] [Format=numeric] [Range= 7777-99527] [Missing=*]		
Statistics [NW/ W]	[Valid=458 /-] [Invalid=1208 /-]		
Universe	If q23 in 1		
Literal question	Q23. And have you already stayed for periods of less than a year outside Ghana (but spending at least one night there)? This can also be a country where you have lived for a longer period at another time in your life. If "Yes" => In which countries have you stayed? First answer		
Interviewer's instructions	List the countries		
Value	Label	Cases	Percentage
96000	FRANCE	14	3.1%
99101	DENMARK	5	1.1%
99103	NORWAY	2	0.4%
99104	SWEDEN	1	0.2%
99109	GERMANY	28	6.1%
99110	AUSTRIA	2	0.4%
99123	RUSSIA	1	0.2%
99126	GREECE	1	0.2%
99127	ITALY	14	3.1%
99131	BELGIUM	17	3.7%
99132	UNITED KINGDOM	71	15.5%
99134	SPAIN	6	1.3%
99135	NETHERLANDS	29	6.3%
99139	PORTUGAL	1	0.2%
99140	SWITZERLAND	8	1.7%
99144	MALTA	1	0.2%
99201	SAUDI ARABIA	6	1.3%
99205	LEBANON	1	0.2%
99207	ISRAEL	1	0.2%
99216	CHINA	3	0.7%
99217	JAPAN	1	0.2%
99223	INDIA	2	0.4%
99227	MALAYSIA	1	0.2%
99237	KOREA	2	0.4%
99247	UNITED ARAB EMIRATES	1	0.2%
99255	GEORGIA	1	0.2%

# q23p_1: 1st country EGO stayed less than a year			
Value	Label	Cases	Percentage
99301	EGYPT	2	<div><div></div></div> 0.4%
99302	LIBERIA	4	<div><div></div></div> 0.9%
99303	SOUTH AFRICA	7	<div><div></div></div> 1.5%
99309	TANZANIA	1	<div><div></div></div> 0.2%
99310	ZIMBABWE	1	<div><div></div></div> 0.2%
99313	SPANISH PROVINCES OF AFRICA	1	<div><div></div></div> 0.2%
99315	ETHIOPIA	1	<div><div></div></div> 0.2%
99316	LIBYA	4	<div><div></div></div> 0.9%
99322	CAMEROON	3	<div><div></div></div> 0.7%
99324	CONGO	1	<div><div></div></div> 0.2%
99326	COTE D'IVOIRE	27	<div><div></div></div> 5.9%
99327	BENIN	4	<div><div></div></div> 0.9%
99331	BURKINA FASO	9	<div><div></div></div> 2.0%
99332	KENYA	1	<div><div></div></div> 0.2%
99335	MALI	5	<div><div></div></div> 1.1%
99337	NIGER	2	<div><div></div></div> 0.4%
99338	NIGERIA	49	<div><div></div></div> 10.7%
99339	UGANDA	1	<div><div></div></div> 0.2%
99344	CHAD	1	<div><div></div></div> 0.2%
99345	TOGO	56	<div><div></div></div> 12.2%
99350	MOROCCO	1	<div><div></div></div> 0.2%
99390	MAURITIUS	2	<div><div></div></div> 0.4%
99401	CANADA	5	<div><div></div></div> 1.1%
99404	UNITED STATES	43	<div><div></div></div> 9.4%
99411	HONDURAS	1	<div><div></div></div> 0.2%
99435	GRENADA	1	<div><div></div></div> 0.2%
99446	BRITISH CARIBBEAN TERRITORIES	3	<div><div></div></div> 0.7%
99501	AUSTRALIA	1	<div><div></div></div> 0.2%
99505	AMERICAN SAMOA	1	<div><div></div></div> 0.2%
Sysmiss		1208	
Warning: these figures indicate the number of cases found in the data file. They cannot be interpreted as summary statistics of the population of interest.			
# q23p_2: 2nd country EGO stayed less than a year			
Information	[Type= discrete] [Format=numeric] [Range= 96000-99501] [Missing=*]		
Statistics [NW/ W]	[Valid=227 /-] [Invalid=1439 /-]		
Universe	If q23 in 1		
Literal question	Q23. And have you already stayed for periods of less than a year outside Ghana (but spending at least one night there)? This can also be a country where you have lived for a longer period at another time in your life. If "Yes" => In which countries have you stayed? Second answer		
Interviewer's instructions	List the countries		
Value	Label	Cases	Percentage
96000	FRANCE	16	<div><div></div></div> 7.0%
99101	DENMARK	1	<div><div></div></div> 0.4%
99103	NORWAY	1	<div><div></div></div> 0.4%
99104	SWEDEN	3	<div><div></div></div> 1.3%

q23p_2: 2nd country EGO stayed less than a year

Value	Label	Cases	Percentage
99109	GERMANY	22	9.7%
99116	CZECH REPUBLIC	1	0.4%
99119	CROATIA	2	0.9%
99126	GREECE	1	0.4%
99127	ITALY	3	1.3%
99131	BELGIUM	18	7.9%
99132	UNITED KINGDOM	25	11.0%
99134	SPAIN	8	3.5%
99135	NETHERLANDS	14	6.2%
99136	IRELAND or EIRE	1	0.4%
99140	SWITZERLAND	6	2.6%
99208	TURKEY	2	0.9%
99216	CHINA	4	1.8%
99219	THAILAND	1	0.4%
99226	SINGAPORE	1	0.4%
99227	MALAYSIA	1	0.4%
99230	HONG KONG	3	1.3%
99231	INDONESIA	1	0.4%
99235	SRI LANKA	1	0.4%
99237	KOREA	1	0.4%
99303	SOUTH AFRICA	5	2.2%
99310	ZIMBABWE	1	0.4%
99315	ETHIOPIA	1	0.4%
99322	CAMEROON	1	0.4%
99326	COTE DIVOIRE	5	2.2%
99327	BENIN	5	2.2%
99328	GABON	1	0.4%
99330	GUINEA	1	0.4%
99331	BURKINA FASO	1	0.4%
99332	KENYA	1	0.4%
99335	MALI	3	1.3%
99337	NIGER	2	0.9%
99338	NIGERIA	7	3.1%
99339	UGANDA	1	0.4%
99341	SENEGAL	3	1.3%
99342	SIERRA LEONE	2	0.9%
99345	TOGO	17	7.5%
99351	TUNISIA	1	0.4%
99391	SWAZILAND	1	0.4%
99393	MOZAMBIQUE	1	0.4%
99401	CANADA	4	1.8%
99404	UNITED STATES	20	8.8%
99425	BERMUDA	1	0.4%
99439	SAINT LUCIA	1	0.4%
99442	SAINT KITTS AND NEVIS	1	0.4%

# q23p_2: 2nd country EGO stayed less than a year			
Value	Label	Cases	Percentage
99446	BRITISH CARIBBEAN TERRITORIES	1	<div></div> 0.4%
99501	AUSTRALIA	2	<div></div> 0.9%
Sysmiss		1439	
Warning: these figures indicate the number of cases found in the data file. They cannot be interpreted as summary statistics of the population of interest.			
# q23p_3: 3rd country EGO stayed less than a year			
Information	[Type= discrete] [Format=numeric] [Range= 7777-99527] [Missing=*]		
Statistics [NW/ W]	[Valid=150 /-] [Invalid=1516 /-]		
Universe	If q23 in 1		
Literal question	Q23. And have you already stayed for periods of less than a year outside Ghana (but spending at least one night there)? This can also be a country where you have lived for a longer period at another time in your life. If "Yes" => In which countries have you stayed? Third answer		
Interviewer's instructions	List the countries		
Value	Label	Cases	Percentage
96000	FRANCE	16	<div></div> 10.7%
99101	DENMARK	1	<div></div> 0.7%
99103	NORWAY	1	<div></div> 0.7%
99104	SWEDEN	1	<div></div> 0.7%
99109	GERMANY	13	<div></div> 8.7%
99110	AUSTRIA	1	<div></div> 0.7%
99119	CROATIA	1	<div></div> 0.7%
99127	ITALY	13	<div></div> 8.7%
99131	BELGIUM	12	<div></div> 8.0%
99132	UNITED KINGDOM	11	<div></div> 7.3%
99134	SPAIN	11	<div></div> 7.3%
99135	NETHERLANDS	9	<div></div> 6.0%
99136	IRELAND or EIRE	1	<div></div> 0.7%
99140	SWITZERLAND	4	<div></div> 2.7%
99213	PAKISTAN	1	<div></div> 0.7%
99216	CHINA	2	<div></div> 1.3%
99223	INDIA	1	<div></div> 0.7%
99226	SINGAPORE	2	<div></div> 1.3%
99247	UNITED ARAB EMIRATES	2	<div></div> 1.3%
99302	LIBERIA	1	<div></div> 0.7%
99303	SOUTH AFRICA	2	<div></div> 1.3%
99315	ETHIOPIA	2	<div></div> 1.3%
99316	LIBYA	1	<div></div> 0.7%
99322	CAMEROON	1	<div></div> 0.7%
99326	COTE DIVOIRE	3	<div></div> 2.0%
99327	BENIN	1	<div></div> 0.7%
99331	BURKINA FASO	1	<div></div> 0.7%
99332	KENYA	4	<div></div> 2.7%
99335	MALI	1	<div></div> 0.7%
99338	NIGERIA	6	<div></div> 4.0%
99339	UGANDA	1	<div></div> 0.7%

# q23p_3: 3rd country EGO stayed less than a year			
Value	Label	Cases	Percentage
99342	SIERRA LEONE	3	<div><div></div></div> 2.0%
99345	TOGO	4	<div><div></div></div> 2.7%
99351	TUNISIA	1	<div><div></div></div> 0.7%
99391	SWAZILAND	1	<div><div></div></div> 0.7%
99401	CANADA	5	<div><div></div></div> 3.3%
99404	UNITED STATES	8	<div><div></div></div> 5.3%
99405	MEXICO	1	<div><div></div></div> 0.7%
Sysmiss		1516	
Warning: these figures indicate the number of cases found in the data file. They cannot be interpreted as summary statistics of the population of interest.			
# q23p_4: 4th country EGO stayed less than a year			
Information	[Type= discrete] [Format=numeric] [Range= 7777-99527] [Missing=*]		
Statistics [NW/ W]	[Valid=86 /-] [Invalid=1580 /-]		
Universe	If q23 in 1		
Literal question	Q23. And have you already stayed for periods of less than a year outside Ghana (but spending at least one night there)? This can also be a country where you have lived for a longer period at another time in your life. If "Yes" => In which countries have you stayed? Fourth answer		
Interviewer's instructions	List the countries		
Value	Label	Cases	Percentage
96000	FRANCE	5	<div><div></div></div> 5.8%
99103	NORWAY	1	<div><div></div></div> 1.2%
99109	GERMANY	8	<div><div></div></div> 9.3%
99126	GREECE	1	<div><div></div></div> 1.2%
99127	ITALY	5	<div><div></div></div> 5.8%
99131	BELGIUM	5	<div><div></div></div> 5.8%
99132	UNITED KINGDOM	7	<div><div></div></div> 8.1%
99134	SPAIN	4	<div><div></div></div> 4.7%
99135	NETHERLANDS	3	<div><div></div></div> 3.5%
99139	PORTUGAL	1	<div><div></div></div> 1.2%
99140	SWITZERLAND	7	<div><div></div></div> 8.1%
99220	PHILIPPINES	2	<div><div></div></div> 2.3%
99223	INDIA	1	<div><div></div></div> 1.2%
99247	UNITED ARAB EMIRATES	1	<div><div></div></div> 1.2%
99301	EGYPT	1	<div><div></div></div> 1.2%
99303	SOUTH AFRICA	2	<div><div></div></div> 2.3%
99304	GAMBIA	1	<div><div></div></div> 1.2%
99322	CAMEROON	2	<div><div></div></div> 2.3%
99326	COTE D'IVOIRE	3	<div><div></div></div> 3.5%
99331	BURKINA FASO	3	<div><div></div></div> 3.5%
99332	KENYA	2	<div><div></div></div> 2.3%
99338	NIGERIA	6	<div><div></div></div> 7.0%
99345	TOGO	1	<div><div></div></div> 1.2%
99347	BOTSWANA	2	<div><div></div></div> 2.3%
99395	ANGOLA	1	<div><div></div></div> 1.2%
99401	CANADA	1	<div><div></div></div> 1.2%

# q23p_4: 4th country EGO stayed less than a year			
Value	Label	Cases	Percentage
99404	UNITED STATES	9	<div></div> 10.5%
99432	PUERTO RICO	1	<div></div> 1.2%
Sysmiss		1580	
Warning: these figures indicate the number of cases found in the data file. They cannot be interpreted as summary statistics of the population of interest.			
# q23p_5: 5th country EGO stayed less than a year			
Information	[Type= discrete] [Format=numeric] [Range= 7777-99527] [Missing=*]		
Statistics [NW/ W]	[Valid=57 /-] [Invalid=1609 /-]		
Universe	If q23 in 1		
Literal question	Q23. And have you already stayed for periods of less than a year outside Ghana (but spending at least one night there)? This can also be a country where you have lived for a longer period at another time in your life. If "Yes" => In which countries have you stayed? Fifth answer		
Interviewer's instructions	List the countries		
Value	Label	Cases	Percentage
96000	FRANCE	5	<div></div> 8.8%
99104	SWEDEN	4	<div></div> 7.0%
99109	GERMANY	3	<div></div> 5.3%
99110	AUSTRIA	1	<div></div> 1.8%
99111	BULGARIA	1	<div></div> 1.8%
99127	ITALY	2	<div></div> 3.5%
99132	UNITED KINGDOM	1	<div></div> 1.8%
99134	SPAIN	3	<div></div> 5.3%
99135	NETHERLANDS	4	<div></div> 7.0%
99137	LUXEMBOURG	1	<div></div> 1.8%
99140	SWITZERLAND	1	<div></div> 1.8%
99144	MALTA	2	<div></div> 3.5%
99207	ISRAEL	1	<div></div> 1.8%
99216	CHINA	1	<div></div> 1.8%
99217	JAPAN	2	<div></div> 3.5%
99220	PHILIPPINES	1	<div></div> 1.8%
99250	OMAN	1	<div></div> 1.8%
99301	EGYPT	1	<div></div> 1.8%
99302	LIBERIA	2	<div></div> 3.5%
99303	SOUTH AFRICA	1	<div></div> 1.8%
99304	GAMBIA	1	<div></div> 1.8%
99310	ZIMBABWE	1	<div></div> 1.8%
99322	CAMEROON	1	<div></div> 1.8%
99326	COTE D'IVOIRE	1	<div></div> 1.8%
99331	BURKINA FASO	4	<div></div> 7.0%
99332	KENYA	1	<div></div> 1.8%
99335	MALI	1	<div></div> 1.8%
99336	MAURITANIA	1	<div></div> 1.8%
99338	NIGERIA	1	<div></div> 1.8%
99339	UGANDA	1	<div></div> 1.8%
99341	SENEGAL	1	<div></div> 1.8%

# q23p_5: 5th country EGO stayed less than a year			
Value	Label	Cases	Percentage
99345	TOGO	2	<div></div> 3.5%
99401	CANADA	1	<div></div> 1.8%
99404	UNITED STATES	2	<div></div> 3.5%
Sysmiss		1609	
Warning: these figures indicate the number of cases found in the data file. They cannot be interpreted as summary statistics of the population of interest.			
# q23p_6: 6th country EGO stayed less than a year			
Information	[Type= discrete] [Format=numeric] [Range= 7777-99527] [Missing=*]		
Statistics [NW/ W]	[Valid=37 /-] [Invalid=1629 /-]		
Universe	If q23 in 1		
Literal question	Q23. And have you already stayed for periods of less than a year outside Ghana (but spending at least one night there)? This can also be a country where you have lived for a longer period at another time in your life. If "Yes" => In which countries have you stayed? Sixth answer		
Interviewer's instructions	List the countries		
Value	Label	Cases	Percentage
96000	FRANCE	2	<div></div> 5.4%
99101	DENMARK	1	<div></div> 2.7%
99109	GERMANY	1	<div></div> 2.7%
99116	CZECH REPUBLIC	1	<div></div> 2.7%
99127	ITALY	4	<div></div> 10.8%
99131	BELGIUM	2	<div></div> 5.4%
99132	UNITED KINGDOM	1	<div></div> 2.7%
99134	SPAIN	2	<div></div> 5.4%
99139	PORTUGAL	1	<div></div> 2.7%
99141	GERMAN DEMOCRATIC REPUBLIC	1	<div></div> 2.7%
99247	UNITED ARAB EMIRATES	1	<div></div> 2.7%
99254	CYPRUS	1	<div></div> 2.7%
99303	SOUTH AFRICA	2	<div></div> 5.4%
99309	TANZANIA	1	<div></div> 2.7%
99313	SPANISH PROVINCES OF AFRICA	1	<div></div> 2.7%
99315	ETHIOPIA	1	<div></div> 2.7%
99326	COTE DIVOIRE	2	<div></div> 5.4%
99327	BENIN	1	<div></div> 2.7%
99332	KENYA	1	<div></div> 2.7%
99335	MALI	1	<div></div> 2.7%
99337	NIGER	1	<div></div> 2.7%
99338	NIGERIA	1	<div></div> 2.7%
99341	SENEGAL	1	<div></div> 2.7%
99345	TOGO	1	<div></div> 2.7%
99401	CANADA	1	<div></div> 2.7%
99404	UNITED STATES	2	<div></div> 5.4%
99408	DOMINICAN (REPUBLIC)	1	<div></div> 2.7%
99501	AUSTRALIA	1	<div></div> 2.7%
Sysmiss		1629	
Warning: these figures indicate the number of cases found in the data file. They cannot be interpreted as summary statistics of the population of interest.			

# q23p_7: 7th country EGO stayed less than a year	
Information	[Type= discrete] [Format=numeric] [Range= 7777-99527] [Missing=*]
Statistics [NW/ W]	[Valid=24 /-] [Invalid=1642 /-]
Universe	If q23 in 1
Literal question	Q23. And have you already stayed for periods of less than a year outside Ghana (but spending at least one night there)? This can also be a country where you have lived for a longer period at another time in your life. If "Yes" => In which countries have you stayed? Seventh answer
Interviewer's instructions	List the countries

Value	Label	Cases	Percentage
99101	DENMARK	1	4.2%
99126	GREECE	2	8.3%
99127	ITALY	1	4.2%
99132	UNITED KINGDOM	3	12.5%
99137	LUXEMBOURG	1	4.2%
99139	PORTUGAL	1	4.2%
99140	SWITZERLAND	1	4.2%
99235	SRI LANKA	1	4.2%
99247	UNITED ARAB EMIRATES	1	4.2%
99303	SOUTH AFRICA	2	8.3%
99304	GAMBIA	1	4.2%
99322	CAMEROON	1	4.2%
99330	GUINEA	1	4.2%
99334	MALAWI	1	4.2%
99335	MALI	1	4.2%
99339	UGANDA	1	4.2%
99342	SIERRA LEONE	1	4.2%
99401	CANADA	1	4.2%
99404	UNITED STATES	1	4.2%
99411	HONDURAS	1	4.2%
Sysmiss		1642	

Warning: these figures indicate the number of cases found in the data file. They cannot be interpreted as summary statistics of the population of interest.

# q23p_8: 8th country EGO stayed less than a year	
Information	[Type= discrete] [Format=numeric] [Range= 7777-99527] [Missing=*]
Statistics [NW/ W]	[Valid=17 /-] [Invalid=1649 /-]
Universe	If q23 in 1
Literal question	Q23. And have you already stayed for periods of less than a year outside Ghana (but spending at least one night there)? This can also be a country where you have lived for a longer period at another time in your life. If "Yes" => In which countries have you stayed? Eighth answer
Interviewer's instructions	List the countries

Value	Label	Cases	Percentage
96000	FRANCE	1	5.9%
99101	DENMARK	1	5.9%
99109	GERMANY	1	5.9%
99131	BELGIUM	1	5.9%
99132	UNITED KINGDOM	2	11.8%

# q23p_8: 8th country EGO stayed less than a year				
Value	Label	Cases	Percentage	
99303	SOUTH AFRICA	1	<div></div>	5.9%
99315	ETHIOPIA	1	<div></div>	5.9%
99324	CONGO	1	<div></div>	5.9%
99326	COTE DIVOIRE	1	<div></div>	5.9%
99338	NIGERIA	3	<div></div>	17.6%
99346	ZAMBIA	1	<div></div>	5.9%
99350	MOROCCO	1	<div></div>	5.9%
99401	CANADA	1	<div></div>	5.9%
99404	UNITED STATES	1	<div></div>	5.9%
Sysmiss		1649		
Warning: these figures indicate the number of cases found in the data file. They cannot be interpreted as summary statistics of the population of interest.				
# q23p_9: 9th country EGO stayed less than a year				
Information	[Type= discrete] [Format=numeric] [Range= 7777-99527] [Missing=*]			
Statistics [NW/ W]	[Valid=9 /-] [Invalid=1657 /-]			
Universe	If q23 in 1			
Literal question	Q23. And have you already stayed for periods of less than a year outside Ghana (but spending at least one night there)? This can also be a country where you have lived for a longer period at another time in your life. If "Yes" => In which countries have you stayed? Ninth answer			
Interviewer's instructions	List the countries			
Value	Label	Cases	Percentage	
99135	NETHERLANDS	1	<div></div>	11.1%
99217	JAPAN	1	<div></div>	11.1%
99311	NAMIBIA	1	<div></div>	11.1%
99322	CAMEROON	1	<div></div>	11.1%
99326	COTE DIVOIRE	1	<div></div>	11.1%
99327	BENIN	1	<div></div>	11.1%
99332	KENYA	1	<div></div>	11.1%
99338	NIGERIA	1	<div></div>	11.1%
99404	UNITED STATES	1	<div></div>	11.1%
Sysmiss		1657		
Warning: these figures indicate the number of cases found in the data file. They cannot be interpreted as summary statistics of the population of interest.				
# q23p_10: 10th country EGO stayed less than a year				
Information	[Type= discrete] [Format=numeric] [Range= 7777-99527] [Missing=*]			
Statistics [NW/ W]	[Valid=8 /-] [Invalid=1658 /-]			
Universe	If q23 in 1			
Literal question	Q23. And have you already stayed for periods of less than a year outside Ghana (but spending at least one night there)? This can also be a country where you have lived for a longer period at another time in your life. If "Yes" => In which countries have you stayed? Tenth answer			
Interviewer's instructions	List the countries			
Value	Label	Cases	Percentage	
99139	PORTUGAL	1	<div></div>	12.5%
99219	THAILAND	1	<div></div>	12.5%
99220	PHILIPPINES	1	<div></div>	12.5%

# q23p_10: 10th country EGO stayed less than a year				
Value	Label	Cases	Percentage	
99301	EGYPT	1		12.5%
99303	SOUTH AFRICA	1		12.5%
99341	SENEGAL	1		12.5%
99393	MOZAMBIQUE	1		12.5%
99401	CANADA	1		12.5%
Sysmiss		1658		
Warning: these figures indicate the number of cases found in the data file. They cannot be interpreted as summary statistics of the population of interest.				
# q23p_11: 11th country EGO stayed less than a year				
Information	[Type= discrete] [Format=numeric] [Range= 7777-99527] [Missing=*]			
Statistics [NW/ W]	[Valid=8 /-] [Invalid=1658 /-]			
Universe	If q23 in 1			
Literal question	Q23. And have you already stayed for periods of less than a year outside Ghana (but spending at least one night there)? This can also be a country where you have lived for a longer period at another time in your life. If "Yes" => In which countries have you stayed? Eleventh answer			
Interviewer's instructions	List the countries			
Value	Label	Cases	Percentage	
96000	FRANCE	1		12.5%
99223	INDIA	1		12.5%
99230	HONG KONG	1		12.5%
99302	LIBERIA	1		12.5%
99351	TUNISIA	2		25.0%
99404	UNITED STATES	2		25.0%
Sysmiss		1658		
Warning: these figures indicate the number of cases found in the data file. They cannot be interpreted as summary statistics of the population of interest.				
# q23p_12: 12th country EGO stayed less than a year				
Information	[Type= discrete] [Format=numeric] [Range= 7777-99527] [Missing=*]			
Statistics [NW/ W]	[Valid=5 /-] [Invalid=1661 /-]			
Universe	If q23 in 1			
Literal question	Q23. And have you already stayed for periods of less than a year outside Ghana (but spending at least one night there)? This can also be a country where you have lived for a longer period at another time in your life. If "Yes" => In which countries have you stayed? Twelfth answer			
Interviewer's instructions	List the countries			
Value	Label	Cases	Percentage	
99109	GERMANY	1		20.0%
99135	NETHERLANDS	1		20.0%
99216	CHINA	1		20.0%
99342	SIERRA LEONE	1		20.0%
99404	UNITED STATES	1		20.0%
Sysmiss		1661		
Warning: these figures indicate the number of cases found in the data file. They cannot be interpreted as summary statistics of the population of interest.				
# q23p_13: 13th country EGO stayed less than a year				
Information	[Type= discrete] [Format=numeric] [Range= 7777-99527] [Missing=*]			

# q23p_13: 13th country EGO stayed less than a year				
Statistics [NW/ W]		[Valid=4 /-] [Invalid=1662 /-]		
Universe		If q23 in 1		
Literal question		Q23. And have you already stayed for periods of less than a year outside Ghana (but spending at least one night there)? This can also be a country where you have lived for a longer period at another time in your life. If "Yes" => In which countries have you stayed? Thirteenth answer		
Interviewer's instructions		List the countries		
Value	Label	Cases	Percentage	
99110	AUSTRIA	1	<div></div>	25.0%
99207	ISRAEL	1	<div></div>	25.0%
99301	EGYPT	1	<div></div>	25.0%
99304	GAMBIA	1	<div></div>	25.0%
Sysmiss		1662		
Warning: these figures indicate the number of cases found in the data file. They cannot be interpreted as summary statistics of the population of interest.				

# q23p_14: 14th country EGO stayed less than a year				
Information		[Type= discrete] [Format=numeric] [Range= 7777-99527] [Missing=*]		
Statistics [NW/ W]		[Valid=4 /-] [Invalid=1662 /-]		
Universe		If q23 in 1		
Literal question		Q23. And have you already stayed for periods of less than a year outside Ghana (but spending at least one night there)? This can also be a country where you have lived for a longer period at another time in your life. If "Yes" => In which countries have you stayed? Fourteenth answer		
Interviewer's instructions		List the countries		
Value	Label	Cases	Percentage	
99103	NORWAY	1		25.0%
99109	GERMANY	1		25.0%
99127	ITALY	1		25.0%
99201	SAUDI ARABIA	1		25.0%
Sysmiss		1662		
Warning: these figures indicate the number of cases found in the data file. They cannot be interpreted as summary statistics of the population of interest.				
# q23p_15: 15th country EGO stayed less than a year				
Information		[Type= discrete] [Format=numeric] [Range= 7777-99527] [Missing=*]		
Statistics [NW/ W]		[Valid=2 /-] [Invalid=1664 /-]		
Universe		If q23 in 1		
Literal question		Q23. And have you already stayed for periods of less than a year outside Ghana (but spending at least one night there)? This can also be a country where you have lived for a longer period at another time in your life. If "Yes" => In which countries have you stayed? Fifteenth answer		
Interviewer's instructions		List the countries		
Value	Label	Cases	Percentage	
99122	POLAND	1		50.0%
99217	JAPAN	1		50.0%
Sysmiss		1664		
Warning: these figures indicate the number of cases found in the data file. They cannot be interpreted as summary statistics of the population of interest.				
# q23p_16: 16th country EGO stayed less than a year				
Information		[Type= discrete] [Format=numeric] [Range= 7777-99527] [Missing=*]		
Statistics [NW/ W]		[Valid=2 /-] [Invalid=1664 /-]		
Universe		If q23 in 1		
Literal question		Q23. And have you already stayed for periods of less than a year outside Ghana (but spending at least one night there)? This can also be a country where you have lived for a longer period at another time in your life. If "Yes" => In which countries have you stayed? Sixteenth answer		
Interviewer's instructions		List the countries		
Value	Label	Cases	Percentage	
99303	SOUTH AFRICA	1		50.0%
99338	NIGERIA	1		50.0%
Sysmiss		1664		
Warning: these figures indicate the number of cases found in the data file. They cannot be interpreted as summary statistics of the population of interest.				
# q600t: Number of transit stays				
Information		[Type= continuous] [Format=numeric] [Range= 0-9999] [Missing=*]		

# q600t: Number of transit stays			
Statistics [NW/ W]		[Valid=1666 /-] [Invalid=0 /-] [Mean=0.0366 /-] [StdDev=0.236 /-]	
Source		Interviewer	
Pre-question		MODULE: LONG AND SHORT STAYS OUTSIDE GHANA (= TRANSIT STAYS + STAYS WITH INTENTION TO SETTLE + STAYS OF MORE THAN 1 YEAR) LET'S LOOK IN SOME MORE DETAIL AT THE HISTORY OF YOUR STAYS OUTSIDE GHANA	
Literal question		600T.	
Interviewer's instructions		Count (column 8) every transit stay (TRANSIT) (recount a country if it is cited several times in the GRID): _ _	
# q600i: Number of set stays			
Information		[Type= continuous] [Format=numeric] [Range= 0-3] [Missing=*]	
Statistics [NW/ W]		[Valid=1666 /-] [Invalid=0 /-] [Mean=0.018 /-] [StdDev=0.142 /-]	
Source		Interviewer	
Literal question		600I.	
Interviewer's instructions		Count (column 8) every stay of less than a year outside Ghana with the intention to settle (SET) (recount the country if it is cited several times): _ _	
# q600m: Number of long stays			
Information		[Type= continuous] [Format=numeric] [Range= 0-8] [Missing=*]	
Statistics [NW/ W]		[Valid=1666 /-] [Invalid=0 /-] [Mean=0.57 /-] [StdDev=0.759 /-]	
Source		Interviewer	
Literal question		600M.	
Interviewer's instructions		Count (column 3.2) every STAY OF MORE THAN 1 YEAR outside Ghana (count a country several times if Ego went there repeatedly): _ _	
# q600tot: Total number of stays			
Information		[Type= continuous] [Format=numeric] [Range= 0-10] [Missing=*]	
Statistics [NW/ W]		[Valid=1666 /-] [Invalid=0 /-] [Mean=0.625 /-] [StdDev=0.839 /-]	
Source		Interviewer	
Literal question		600TOT. TOTAL:	
# q24: Contribution to associations			
Information		[Type= discrete] [Format=numeric] [Range= 0-1] [Missing=*]	
Statistics [NW/ W]		[Valid=1324 /-] [Invalid=342 /-]	
Pre-question		ASSOCIATIONS (FOR ALL STAYS OUTSIDE GHANA THAT LASTED MORE THAN A YEAR)	
Literal question		Q24. In the time that you spent abroad, were you at any time paying contributions or membership fees to one or more associations (including religious organisations) that finance projects in Ghana or support Ghanaian migrants in Europe?	
Value	Label	Cases	Percentage
0	No	1130	<div><div></div></div> 85.3%
1	Yes	194	<div><div></div></div> 14.7%
Sysmiss		342	
Warning: these figures indicate the number of cases found in the data file. They cannot be interpreted as summary statistics of the population of interest.			
# q25: Did you seek asylum			
Information		[Type= discrete] [Format=numeric] [Range= 0-1] [Missing=*]	
Statistics [NW/ W]		[Valid=1296 /-] [Invalid=370 /-]	
Pre-question		ASYLUM (FOR ALL STAYS OUTSIDE GHANA THAT LASTED MORE THAN A YEAR)	
Literal question		Q25. Over the years that you lived outside Ghana, did you seek asylum?	

# q25: Did you seek asylum			
Post-question		If q25 in 0 => Go to RESIDENCE AND WORK PERMITS, Page 46	
Value	Label	Cases	Percentage
0	No	1276	<div><div></div></div> 98.5%
1	Yes	20	<div><div></div></div> 1.5%
Sysmiss		370	
Warning: these figures indicate the number of cases found in the data file. They cannot be interpreted as summary statistics of the population of interest.			
# q700s: Number of short returns			
Information		[Type= continuous] [Format=numeric] [Range= 0-9999] [Missing=*]	
Statistics [NW/ W]		[Valid=1666 /-] [Invalid=0 /-] [Mean=0.0138 /-] [StdDev=0.117 /-]	
Source		Interviewer	
Pre-question		MODULE: RETURN TRIPS TO GHANA (SHORT STAYS TO SETTLE AND RETURNS OF MORE THAN ONE YEAR) I would now like to ask you some more questions about the circumstances in which you returned to Ghana to stay or live there.	
Literal question		700S.	
Interviewer's instructions		Count (column 13) each RETURN to Ghana lasting less than a year, but with the intention of settling (R+ SET): _ _	
# q700r: Number of long returns			
Information		[Type= continuous] [Format=numeric] [Range= 0-9999] [Missing=*]	
Statistics [NW/ W]		[Valid=1666 /-] [Invalid=0 /-] [Mean=0.238 /-] [StdDev=0.493 /-]	
Source		Interviewer	
Literal question		700R.	
Interviewer's instructions		Count (column 3.2) each RETURN to Ghana OF MORE THAN ONE YEAR: _ _	
# q700t: Total number of returns			
Information		[Type= continuous] [Format=numeric] [Range= 0-4] [Missing=*]	
Statistics [NW/ W]		[Valid=1666 /-] [Invalid=0 /-] [Mean=0.252 /-] [StdDev=0.506 /-]	
Source		Interviewer	
Literal question		700TOT. Total:	
# remarques: Remarks			
Information		[Type= discrete] [Format=character] [Missing=*]	
Statistics [NW/ W]		[Valid=348 /-]	
Pre-question		We are now at the end of the interview. I thank you very much for your participation.	
Literal question		Would you like to make any comments or give us your opinion about this questionnaire or this study?	
Value	Label	Cases	Percentage
"I THOUGHT IT WILL LEAD TO IMMIGRATION OFFICERS KNOCKING AS MY DOOR"		1	<div><div></div></div> 0.3%
.b		5	<div><div></div></div> 1.4%
1. SOME QUESTIONS ARE VERY PERSONAL.		1	<div><div></div></div> 0.3%

# remarques: Remarks			
Value	Label	Cases	Percentage
IT DIGS TOO MUCH INTO ONE'S LIFE. 2. IT IS EXTREMELY TIME WASTING AND COMPLEX. QUESTIONS COULD BE FRAMED JUST ONE AND STRAIGHT TO THE POINT. INTERVIEW IS EXHAUSTING. 3. SHE ASKED WHETHER SUCH QUESTIONS COULB			
1. VERY COMPREHENSIVE AND DETAILED 2.QUESTIONS HAS BEEN MASTERED WELL.		1	0.3%
1.IT IS A LONG INTERVIEW WHICH TAKES A LOT OF TIME, RESPONDENT WORRIED 2.IT TRIES TO KNOW MUCH OF A RESPONDANT'S PRIVATE LOFE TOO TOO MUCH, SHE SAID 3.UNDER NO CIRCUMSTANC WILL I GIVE OUT MY PRIVATE TELEPHONE NUMBER TO PEOPLE I DO NOT KNOW WE		1	0.3%
1.WHY ALL THESE QUESTIONS ABOUT GHANAIAI? 2.WHAT CAN I DO IF THIS INFORMATION IS USED AS POLICY		1	0.3%

# remarques: Remarks			
Value	Label	Cases	Percentage
AGAINST GHANAIAANS? 3.WHAT BENEFIT WILL THIS BRING TO FOREIGNERS HERE?			
15		1	<div></div> 0.3%
A BIT FRIGHTENING IN THE BEGINNING BUT IT BECAME LESS AS WE CONTINUED		1	<div></div> 0.3%
A GOOD STUDY		5	<div></div> 1.4%
A VERY GOOD STUDY BUT I SHOULD HAVE BEEN NOTIFIED FIRST BEFORE ANSWERING THE PLENTY QUESTIONS.		1	<div></div> 0.3%
AFTER THE RESEARCH GOVERNMENT SHOULD TAKE ACTIONS AND SHOULD HELP US.		1	<div></div> 0.3%
AKWAST WAS CONCERNED ABOUT THE USE OF THE DATA FOR THE STUDY. HE WONDERED WHETHER THE INFORMATION WOULD NOT BE USED TO KNOW THE ACTIVITIES OF ILLEGAL RESIDENCE AND FLUSH THEM OUT		1	<div></div> 0.3%
AM IMPRESSED WITH TEH TYPE OF QUESTIONS AND WOULD BE PLEASED TO ASSIST		1	<div></div> 0.3%

# remarques: Remarks			
Value	Label	Cases	Percentage
AS MUCH AS POSSIBLE			
AN ILLEGAL IMMIGRANT USING OTHER'S DOCUMENT TO WORK. HE HOPES THIS INFORMATION WILL NOT COME TO HAUNT HIM.		1	<div><div></div></div> 0.3%
AS YOU GAVE ME TO UNDERSTAND THE PURPOSE OF THE INTERVIEW, I HOPE YOU WILL STICK TO IT AND FIND LASTING SOLUTIONS FOR FUTURE MIGRANTS		1	<div><div></div></div> 0.3%
ASK PEOPLE WHY THEY DID NOT RETURN AFTER VISA EXPIRED, POLITICAL ACTIVITIES OR INACTIVITIES IN AFRICA. MORE QUESTIONS ABOUT CONTRIBUTION MONETARY AND IN KIND TO UK SOCIETY		1	<div><div></div></div> 0.3%
CERTAIN QUESTIONS WERE TOO PERSONAL. EXAMPLEX QUESTIONS ABOUT NAME, RELATIONSHIP QUESTIONS WERE MANY AND SHOULD BE FEWER NEXT TIME		1	<div><div></div></div> 0.3%
COMPLAINED ABOUT THE LENGTH OF THE QUESTIONNAIRE		1	<div><div></div></div> 0.3%

# remarques: Remarks			
Value	Label	Cases	Percentage
DID NOT HAVE ANY PROBLEM WITH THE QUESTIONS		1	0.3%
DO'T SEE ANYTHING WRONG. IF WHAT YOU ARE DOING IS GOING TO HELP GHANIANS I WILL BE MORE HAPPY		1	0.3%
DURING THE COURSE OF THE INTERVIEW, THE PARTICIPANT NOTED THAT HIS TOWN WAS NOT CODED. HE ALSO MENTIONED THAT THE INTERVIEW WAS QUITE TIRING.		1	0.3%
ENJOYED THE INTERVIEW, GOOD REMINDER		1	0.3%
FELT SOME OF THE QUESTIONS WERE INTENSIVE. WOULD BE INTERESTED TO SEE WHAT BECOMES OF THE COMPLETED STUDY		1	0.3%
FELT THE QUESTIONS WERE TOO INTRUDING		1	0.3%
GOOD CAUSE, MORE RESEARCH IS NEEDED. HOPEFULLY THIS WILL BE EXTENSIVE SO THAT THE FACTS WILL BE AVAILABLE TO ALL		1	0.3%

# remarques: Remarks			
Value	Label	Cases	Percentage
GOOD INTERVIEW BUT QUESTIONS WERE TOO MUCH. QUESTIONS SHOULD BE REDUCED NEXT TIME		1	0.3%
GOOD WORK AND IT WILL HELP THE WORLD TO KNOW MORE ABOUT MIGRATION FROM AFRICA TO EUROPR		1	0.3%
HAD NO PROBLEM WITH QUESTIONS BUT HUSBAND WAS ANGRY FOR ASKING ABOUT WIFE'S CELL PHONE NUMBER		1	0.3%
HAPPY TO HAVE CONTRIBUTED TO THE SURVEY SHE IS GRATEFUL		1	0.3%
HE BELIEVED THAT THE QUESTIONNAIR WAS TOO INTRUSIVE.		1	0.3%
HE SAID: I KNOW ITS NOT MEANT FOR ONLY EDUCATIONAL PURPOSES		1	0.3%
HE WANTED TO KNOW HOW THE STUDY WILL HELP THE ISSUE OF MIGRATION INT HE UK AND ELSEWHERE		1	0.3%
HOPE IT IS NO FRAUD DOCEMENTATI		1	0.3%
HOPE SOMETHING		1	0.3%

# remarques: Remarks			
Value	Label	Cases	Percentage
GOOD COMES OUT OF THIS EXERCISE			
HOPE THIS WILL HELP ME TO GET A SCHOLARSHIP TO GO TO THE UNIVERSITY FOR MY MATTERS IN nETHERLANDS		1	<div><div></div></div> 0.3%
HOPIE THE RESEARCH CAN BRING SOMETHING POSITIVE FOR GHANAIAANS		1	<div><div></div></div> 0.3%
HOW WILL THIS STUDY BRING ABOUT ANY POSITIVE CHANGE ON MIGRATION? THE QUESTIONNAIR IS SO COMPLEX. I GUESS MUCH RESOURCES IN TERMS OF TIME AND MONEY MUST HAVE GONE IN TO IT.		1	<div><div></div></div> 0.3%
HOW WILL THIS STUDY HELP US BECAUSE ITS TIME WASTING		1	<div><div></div></div> 0.3%
I AM HAPPY TO HAVE BEEN INTERVIEWED.		1	<div><div></div></div> 0.3%
I AM IMPRESSED WITH IT. I HAVE NO PROBLEM AND I AM ALWAYS READY		1	<div><div></div></div> 0.3%
I AM PLEASED BUT SOME OF THE QUESTIONS ARE DIFFICULT TO ANSWERS SINCE IT HAPPENED LONG AGO		1	<div><div></div></div> 0.3%

# remarques: Remarks			
Value	Label	Cases	Percentage
ESPECIALLY WITH THE DATES			
I AM TIRED, I WOULD NOT HAVE PARTICIPATED IF I KNEW THAT IT WOULD BE THIS LONG		1	<div><div></div></div> 0.3%
I ANSWERED YOUR QUESTIONS		1	<div><div></div></div> 0.3%
I BELIEVE IS GOING TO HELP US HERE IN GHANA IF A LOT MORE OF THIS IS DONE THEN IT WOULD REALLY HELP.		1	<div><div></div></div> 0.3%
I BELIEVE YOUR STUDY IS VERY GOOD FOR SINGLE GHANAIAAN ESPECIALLY THOSE WHO WANT TO TRAVEL OUTSIDE THE COUNTRY		1	<div><div></div></div> 0.3%
I DO NOT KNOW WHY THEY GIVE RESIDENCE PERMIT TO THE SICK PERSON WHO CANNOT WORK BUT DO NOT GIVE RESIDENCE AND WORK PERMIT SO I HOPE THAT THIS QUESTIONNAIR CAN ADDRESS THAT		1	<div><div></div></div> 0.3%
I DONT KNOW.		1	<div><div></div></div> 0.3%
I FEEL THIS QUESTIONNAIR BIAS TOO MUCH ON PERSONAL ISSUES AND		1	<div><div></div></div> 0.3%

# remarques: Remarks			
Value	Label	Cases	Percentage
IT IS TOO LONG			
I FIND THE QUESTIONNAIRE ON "RELATIONSHIP VERY PERSONAL		1	<div><div></div></div> 0.3%
I HAVE DONE NOTHING BAD SO I'M NOT AFRAID		1	<div><div></div></div> 0.3%
I HAVE HAD PATIENCE TO GO THROUGH THIS, IF IT WERE NOT FOR YOU.		1	<div><div></div></div> 0.3%
I HAVE NEVER SEEN A QUESTIONNAIRE AS COMPLEX AS THIS		1	<div><div></div></div> 0.3%
I HAVE NO PROBLEM TO ANSWER THE QUESTIONS		1	<div><div></div></div> 0.3%
I HOPE THAT SOMETHING GOOD WILL COME OUT OF THIS STUDY AND THEY WILL NOT WASTE YOUR INTERVIEWER TIME.		1	<div><div></div></div> 0.3%
I HOPE THAT SOMETHING GOOD WILL COME OUT OF THIS. OUR PEOPLE ARE SUFFERING IN THIS COUNTRY.		1	<div><div></div></div> 0.3%
I HOPE THAT THE UNIVERSITY WILL PAY YOU WELL FOR THIS VOLUME OF WORK		1	<div><div></div></div> 0.3%
I HOPE THIS INTERVIEW WILL NOT COME TO HAUNT ME AS AM WORKING ILLEGALLY		1	<div><div></div></div> 0.3%

# remarques: Remarks			
Value	Label	Cases	Percentage
WITHOUT THE REQUISITE WORKING PAPERS			
I HOPE THIS QUESTIONNAIRE WILL ALSO LET THE eu GOVERNMENT KNOW THAT gHANAIANS ARE PEACE LOVING AND NOT CRIMINALS. WE ARE HARDWORKING SO THEY SHOULD NOT DEPORT US WHEN WE COME TO EUROPE		1	<div><div></div></div> 0.3%
I HOPE THIS STUDY IS NOT BETRAY OTHERS. ANYWAY YOUR QUESTIONS ARE NOT FRIENDLY		1	<div><div></div></div> 0.3%
I HOPE THIS WILL NOT COME TO HAUNT ME.		1	<div><div></div></div> 0.3%
I HOPE WHATEVER THE FINDINGS OF THE RESEARCH, SOMETHING GOOD WILL COME OUT OF IT TO BENEFIT US AS MIGRANTS		1	<div><div></div></div> 0.3%
I JUST WANT TO SEE THE OUTCOME OF THE QUESTIONNAIRE		1	<div><div></div></div> 0.3%
I LIKE THE FACT THAT GHANAIANS ARE INVOLVED IN THIS QUESTIONNAIRE I THINK IT SHOWS THAT THE EU IS CONCERNED ABOUT US.		1	<div><div></div></div> 0.3%

# remarques: Remarks			
Value	Label	Cases	Percentage
HOWEVER THIS IS MY FIRST TIME OF BEING ASKED MY PHONE NUMBER IN A QUESTIONNAIR AND I DO NOT AGREE TO DO THAT.			
I SHOULD BE PAID FOR MY TIME SINCE IT IS TIME CONSUMING		1	<div><div></div></div> 0.3%
I STROGLY BELIEVE THIS STUDY WILL BE OF BENEFIT TO EVERYBODY		1	<div><div></div></div> 0.3%
I THINK IT ALLOWS THE RESPONDENT TO REMEMBER SO MANY THINGS ABOUT HIMSELF, WHICH IS A SORT OF THERAPY. I MEAN YOU HAVE SOMEONE TO TALK TO WHO ALSO HAS THE PATIENCE TO LISTEN.		1	<div><div></div></div> 0.3%
I THINK IT IS DIFFICULT IF YOU CAN PROVE THAT SOMEONE IS YOUR CHILD AND THE RULE SAUS YOU WILL STILL NOT GET DOCUMENTS FOR THIS PERSON. I HOPE YOUR QUESTIONNAIR CAN ADDRESS THIS PROBLEM SO THAT I CAN STAY IN EUROPE		1	<div><div></div></div> 0.3%

# remarques: Remarks			
Value	Label	Cases	Percentage
I THINK IT IS GOOD BUT LIFE IS NOT EASY. ESPECIALLY AS WE HAVE TO GIVE SUPPORT HOME. WE SPEND MORE SO IF YOU AT IT I CANNOT GO TO HOLIDAY EVERY YEAR. I HOPE THIS QUESTIONNAIRE CAN ADDRESS THAT.		1	0.3%
I THINK IT IS GOOD FOR DECISIONS MAKE TO KNOW OUR HISTORY HOWEVER I WANT TO SAY THAT LEARNING OF A LANGUAGE TAKES PEOPLE TO LONG TO FIND WORK THAT GOES WITH WHAT THEY HAVE STUDIED AND SINCE MOST PEOPLE CAN SPEAK ENGLISH, THE GOVERNMENT SHOULD		1	0.3%
I THINK IT TAKES TOO LONG TO BE ABLE TO LEARN THE LANGUAGE AND USE IT TO WORK. SINCE MOST OF THE PEOPLE CAN SPEAK ENGLISH THERE SHOULD BE A WAY OUT- MOST PEOPLE WOULD HAVE TO MOVE FROM SKILL		1	0.3%

# remarques: Remarks			
Value	Label	Cases	Percentage
TO UNSKILL FOR A LONG TIME BEFORE THEY CAN COME BACK			
I THINK SOME OF THE QUESTIONS ARE HARD.		1	<div><div></div></div> 0.3%
I THINK THE GOVERNMENT SHOULD ALLOW US TO COME IN AND WORK. I FOR INSTANCE DO NOT YET HAVE A PERMIT THIS MEANS THAT ALLTHOUGH I AM A TEACHER I CANNOT USE MY SKILLS TO WORK. THEY SHOULD NOT ONLY ALLOW HIGHLY SKILLED BUT ALL SKILLED PERSONAL		1	<div><div></div></div> 0.3%
I THINK THE QUESTIONS ARE TOO MANY JUST FOR ONE SURVEYOR STUDY		1	<div><div></div></div> 0.3%
I THINK THIS IS A GOOD STUDY		1	<div><div></div></div> 0.3%
I THINK YOU SHOULD TRY AND HELP US MIGRATE TO AFTEREVER WE WANT TO GO TO.		1	<div><div></div></div> 0.3%
I TOLD YOU THE TRUTH. THEY NEED TO HELP US STAY IN OUR COUNTRY. WE NEED MORE RESOURCES TO DEVELOP OUR COUNTRY.		1	<div><div></div></div> 0.3%
I WANT MY HUSBAND TO JOIN ME		1	<div><div></div></div> 0.3%

# remarques: Remarks			
Value	Label	Cases	Percentage
HERE BUT THEY HAVE MADE IT TOO HARD TO GET HIM HERE. I HAVE TRIED SEVERAL TIMES			
I WANT TO KNOW IF THERE IS A GUARANTEE THAT THIS WILL NOT IMPLICATE ME WITH THE AUTHORITIES IN THE NETHERLANDS I DON'T WANT ANY PERSONAL CONTACT FROM ANY QUARTERS AS REGARDS THIS INTERVIEW		1	<div><div></div></div> 0.3%
I WANT TO KNOW THE ADUANTAGE I WILL HAVE OR MY BENEFITS AFTER THIS STUDY		1	<div><div></div></div> 0.3%
I WISH I COULD TELL THE GOVERNMENT AND LEADERS IN MY COUNTRY TO ENCOURAGE GOOD EDUCATUION AND HELP PREVENT THE YOUNG GENERATION FROM HAZZLING AND DYING IN THE DESERT. I ALSO WISH THAT THE GOVERNMENT HERE WILL HELP THE MIGRANTS HERE BY OPENING D		1	<div><div></div></div> 0.3%

# remarques: Remarks			
Value	Label	Cases	Percentage
I WONDER WHY SO MANY QUESTIONS WITH REGARDS TO MIGRATION OF AFRICANS TO EUROPE. I THINK IT HAS OTHER MOTIVES BECAUSE IT IS TOO PERSONAL.		1	0.3%
I WOULD JUST LIKE TO KNOW THE CONCLUSION THEY MAKE OUT OF SUCH A QUESTIONNAIRE. IT TOOK LONGER THAN I EXPECTED.		1	0.3%
I WOULD LIKE TO KNOW THE OUTCOME		1	0.3%
I WOULD LIKE TO KNOW THE RESULTS, HOWEVER THIS IS LIKE WRITING YOUR OWN BIOGRAPHY		1	0.3%
I WOULD WISH TO REPORT THE FINAL REPORT ON THIS		1	0.3%
IF MORE INFO IS NEEDED I MUST RETURN TO HER		1	0.3%
IN SPAIN IT IS POSSIBLE TO ATTEND DUTCH COURSES ANONIMOUSLY. IN HOLLAND IT IS NOT. THIS PERPETUATES VICIOUS CYCLE: NO DUTCH PROFICIENCY>		1	0.3%

# remarques: Remarks			
Value	Label	Cases	Percentage
NO JOB OPPORTUNITIE			
IN THE EVENT OF ANY BENEFIT IN THE ABSENCE OF ME SHOULD BE GIVEN TO PRINCE MY SON.(HE INSISTED IN THE FACE OF THE AIMS & OBJECTIVES OF THE STUDY)		1	<div><div></div></div> 0.3%
INITIALLY I THOUGHT SOME HEEP WOULD COME OUT OF IT		1	<div><div></div></div> 0.3%
INTERESTING AND DETAILED QUESTIONS. TOO MUCH PROBING IN TO YOUR LIFE		1	<div><div></div></div> 0.3%
INTERESTING STUDY. MADE ME REALISE A PATTERN IN MY LIFE AND MY ATTACHMETNS TO MY HOME COUNTRY		1	<div><div></div></div> 0.3%
INTERVIEW IS THOUGHT PROVOKING AND INTERESTING. INVOLVES SO MUCH.		1	<div><div></div></div> 0.3%
INTERVIEW IS TOO LONG AND QUESTIONS ARE TOO PERSONAL		1	<div><div></div></div> 0.3%
INTERVIEW SHOULD BE RECORDED TO MAKE IT SHORTERAND NOT WASTE TIME. INTERVIEW IS TOO LONG AND OUGHT TO BE LESS THAN 30		1	<div><div></div></div> 0.3%

# remarques: Remarks			
Value	Label	Cases	Percentage
MINUTES. SOME QUESTIONS ARE IRRELEVANT			
INTERVIEWEE THINKS THE QUESTIONNAIRE IS SO COMPLEX AND A BIT INTENSIVE		1	<div><div></div></div> 0.3%
INTRESTING TO THINK BACK		1	<div><div></div></div> 0.3%
IT HELPS YOU TO LOOK BACK AT YOUR OWN LIFE, OTS NOT A BAD IDEA AND I THINK I WILL USE IT AS A TIME OF REFLECTION AND SEE WHERE I AM GOING NEXT. THAT YOU FOR YOUR QUESTIONNAIRE		1	<div><div></div></div> 0.3%
IT IS A GOOD EXECISE AND WHAT IS THE PURPOSE OF THE SURVEY		1	<div><div></div></div> 0.3%
IT IS A NICE RESEARCH		1	<div><div></div></div> 0.3%
IT IS A NICE RESEARCH BUT SOME OF YOUR QUESTIONS ARE TOO PERSONAL.		1	<div><div></div></div> 0.3%
IT IS A NICE STUDIES. TRY TO BRING OUT SOLUTIONS THAT CAN HELP US IN THE COUNTRY		1	<div><div></div></div> 0.3%
IT IS A VERY GOOD PROJECT. IT HELP ONE TO KNOW WHERE IS COMING FROM AND WHERE HE/ SHE HAS		1	<div><div></div></div> 0.3%

# remarques: Remarks			
Value	Label	Cases	Percentage
GOTTEN TO IN LIFE. I AM PLEASE WITH THE STUDY			
IT IS A VERY NICE PROJECT FOR THE INTEREST OF GHANAIS.		1	<div><div></div></div> 0.3%
IT IS LENGHTY AND I HOPE MY INFORMATION CAN HELP YOU IN YOUR STUDIES		1	<div><div></div></div> 0.3%
IT IS LONG AND INTERESTING. I WOULD WANT TO FIND OUT WHAT HAPPENS NEXT AFTER THIS STUDY.		1	<div><div></div></div> 0.3%
IT IS TIME WASTING AND IT MADE ME LATE FOR AN APPOINTMENT. ALSO, WHY DO YOU WANT TO KNOW IF I OWN AN ASSET?		1	<div><div></div></div> 0.3%
IT IS TOO LONG		1	<div><div></div></div> 0.3%
IT IS TOO LONG FOR Â £15 AND WAS NOT VERY COMFORTABLE WITH QUESTIONS OF RELATIONSHIP		1	<div><div></div></div> 0.3%
IT IS TOO LONG IT HAS TAKEN ALL MY TIME I HOPE IT CAN BE SUMMERIZED AT ONE TIME		1	<div><div></div></div> 0.3%
IT IS TOO LONG; SINCE IT TELLS YOU ABOUT YOUR OWN		1	<div><div></div></div> 0.3%

# remarques: Remarks			
Value	Label	Cases	Percentage
BIOGRAPHY THEY SHOULD HAVE MADE IT TWO SO THAT THE PERSON THAT IS INTERVIEWED CAN KEEP ONE FOR HIMSELF			
IT IS VERY LONG. I WOULD LIKE TO KNOW THE RESULTS WHEN IT IS READY AND ALSO SEE THE IMPACT THAT IT CAN HAVE ON GHANAIS.		1	<div><div></div></div> 0.3%
IT REMINDS ME OF MY HISTORY. THE ONLY THING I WISH COULD BE CHANGED IS THE 18 YEARS OF AGE (AFTER WHICH YOU CANNOT BRING YOUR CHILDREN IN THE NETHERLANDS MY CHILDREN ARE ALL MORE THAN 18 YEARS AND STILL IN GHANA		1	<div><div></div></div> 0.3%
IT TAKES TOO MUCH TIME		1	<div><div></div></div> 0.3%
IT TOOK QUITE A LONG TIME THAN I EXPECTED		1	<div><div></div></div> 0.3%
IT WAS QUIT LONG. THEY SHOULD FIND A WAY OF GETTING THE SAME RESULTS IN A SHORTER QUESTIONNAIR		1	<div><div></div></div> 0.3%
IT WAS TOO BROAD		1	<div><div></div></div> 0.3%

# remarques: Remarks			
Value	Label	Cases	Percentage
IT WAS TOO DETAILED AND THE 'SWEETNER' IS NOT ENOUGH. IT SHOULD HAVE BEEN AT LEAST Â £20.		1	<div><div></div></div> 0.3%
IT WAS TOO LONG		1	<div><div></div></div> 0.3%
IT'S A GOOD EXERCISE AND SHOULD BE ENCOURAGED.		1	<div><div></div></div> 0.3%
IT'S A GOOD QUESTIONNAIRE I WOULD LIKE TO TELL YOU MORE ABOUT MY MIGRATION EXPERIENCE (DETAILS RECORDED IN AGEVEN COMMENTS)		1	<div><div></div></div> 0.3%
IT'S LONG		1	<div><div></div></div> 0.3%
IT'S OK AND STRAIGHT FORWARD AND I MADE ME REMEMBER		1	<div><div></div></div> 0.3%
ITS INTERESTING		1	<div><div></div></div> 0.3%
ITS A GOOD RECORD TO HAVE; WOULD LIKE TO HAVE A COPY FOR OWN REFERENCE		1	<div><div></div></div> 0.3%
ITS INTENSIVE AND NECK BREAKING		1	<div><div></div></div> 0.3%
ITS INTERESTING		3	<div><div></div></div> 0.9%
ITS TAKEN TOO LONG YOU HAVE TO PAY ME FOR MY LIFE STORY		1	<div><div></div></div> 0.3%
ITS TIME WASTING SO THEY		1	<div><div></div></div> 0.3%

# remarques: Remarks			
Value	Label	Cases	Percentage
SHOULD GIVE US SOMTHING			
ITS VERY EXTENSIVE, HOPE IT IS NOT ONE OF THESE KIND OF RESEARCH WHICH WOULD BE USED AGAINST GHANAIAANS IN THE END.		1	<div><div></div></div> 0.3%
ITS WORTHWHILE IF IT IMPROVES THE SITUATION FOR GHANAIAANS		1	<div><div></div></div> 0.3%
LET US SEE THE OUTCOME OF THIS INTERVIEW AND THE GOOD EFFECT THAT IT WILL HAVE ON GHANAIAANS LEARNING HERE IN THE NETHERLANDS		1	<div><div></div></div> 0.3%
MANY OF US MIGRANTS ARE HERE FOR ECONOMIC REASONS AND HOPE THIS STUDIES WILL HELP TO OPEN THE WAY FOR MOST PEOPLE TO EAT, THE OPPORTUNITY TO COME HERE TO WORK AND THOSE HERE TO LEGAL STATUS		1	<div><div></div></div> 0.3%
MONEY GIVEN OUT IS TOO LITTLE TO THINK OF THE DEEP QUESTIONS BEING ASKED		1	<div><div></div></div> 0.3%
MOST MIGRANTS		1	<div><div></div></div> 0.3%

remarques: Remarks

Value	Label	Cases	Percentage
ARE NOT VERY HAPPY ASKING QUESTIONS ABOUT THEIR LIFE AND THIS INTERVIEW APPROACHES TO HIT ON ALL THREE IMPORTANT AREAS			
NA		1	0.3%
NL HAS HELPED ME A LOT, HOWEVER IT IS UNFORTUNATE THAT I CANNOT USE MY KNOWLEDGE TO AFFECT THIS NATION THE WAY I WANTED. I HOPE THIS QUESTIONNAIRE ADDRESSES THE POINT THAT MOST PEOPLE HERE CAN SPEAK ENGLISH SO THAT WHEN WE GET OUR PERMITS WE CAN		1	0.3%
NO		5	1.4%
NO COMMENT		9	2.6%
NO COMMENT QUESTION E9 EGO DECLINED THE GIFT. MONEY RETURNED TO SUPERVISOR		1	0.3%
NO COMMENT, BUT IT IS TOO LONG		1	0.3%
NO COMMENT, YOU TOOK MOST OF MY TIME		1	0.3%
NO COMMENTS		51	14.7%

# remarques: Remarks			
Value	Label	Cases	Percentage
NO COMMENTS AND OPINIONS		1	<div><div></div></div> 0.3%
NO COMMENTS OR OPINION		1	<div><div></div></div> 0.3%
NO COMMENTS.		5	<div><div></div></div> 1.4%
NO- EVERYTHING WAS FINE		1	<div><div></div></div> 0.3%
NO. THE ONLY THING IS THAT DO NOT USE THIS FOR ANY DIABOLIC ACTIVITY THAT WILL BE DETRIMENTAL TO OUR STAY HERE.		1	<div><div></div></div> 0.3%
NONE		4	<div><div></div></div> 1.1%
NOT REALLY. I JUST WISH THEM WELL IN THEIR FINDINGS. EUROPE IS AN EYEOPENER THAT LOTS OF AFRICANS SHOULD COME AND EXPERIENCE AND LEARN FROM HERE		1	<div><div></div></div> 0.3%
NOTHING TO HIDE		1	<div><div></div></div> 0.3%
NOTINH, IT WAS OKAY. I LIKE THE GIFT AS WELL		1	<div><div></div></div> 0.3%
PLEASE PAY THE RESEARCH ASSISTANTS WELL. THEIR JOB IS QUITE HARD.		1	<div><div></div></div> 0.3%
PREYING INTO OUR PAST RELATIONSHIP BRINGS AT TIMES BAD MEMORIES.		1	<div><div></div></div> 0.3%
PROGRAMMS ARE MADE		1	<div><div></div></div> 0.3%

# remarques: Remarks			
Value	Label	Cases	Percentage
FOR HIGHLY SKILLED IMMIGRANTS WHO ARE NOW APPLYING TO COME TO THE NETHERLANDS BUT THERE IS NO PROGRAMME FOR THE HIGHLY SKILLED IMMIGRANTS WHO IS LIVING ILLEGALLY. I THINK THIS SHOULD ALSO BE THOUGHT OF.			
QUESTIONED THE RATIONALE BEHIND THIS STUDY		1	<div><div></div></div> 0.3%
QUESTIONNAIRE IS TOO LONG. YOU SHOULD FIND SOMETHING FOR US AFTER TAKING OUR TIME.		1	<div><div></div></div> 0.3%
QUESTIONNAIRE IS VERY DETAILED. DO NOT KNOW IF IT WILL EFFECTIVELY APPROACH THEIR OBJECTIVES. TOO LONG, FEEL LIKE EXPOSING PERSONAL INFORMATION		1	<div><div></div></div> 0.3%
QUESTIONNAIRE WAS SUCCESSFULLY COMPLETED		1	<div><div></div></div> 0.3%
QUESTIONS ABOUT RELATIONSHIP I DID NOT FIND COMFORTABLE		1	<div><div></div></div> 0.3%
QUESTIONS ARE GOOD, THEY HELP UNDERSTAND THE MIGRANT		1	<div><div></div></div> 0.3%

# remarques: Remarks			
Value	Label	Cases	Percentage
TO KNOW HIS STATUS IN NL AND GHANA			
QUESTIONS ARE MENY AND IF THERE IS ANY HELP WE SHOULD REMEMBER HER.		1	<div><div></div></div> 0.3%
QUESTIONS ARE VERY PERSONAL AND SUSPICIOUS. TIME CONSUMING AS WELL.		1	<div><div></div></div> 0.3%
QUESTIONS WERE A BIT TOO MANY		1	<div><div></div></div> 0.3%
QUESTIONS WERE EXTREMELY TOO LONG FOR HER. QUESTIONS SHOULD BE SHIORTENED NEXT TIME		1	<div><div></div></div> 0.3%
QUESTIONS WERE INTERESTING, BUT IT ASKED PRIVATE QUESTIONS. THEY ARE TOO MUCH FOR OLD PEOPLE LIKE ME.		1	<div><div></div></div> 0.3%
QUITE INTERESTING BUT TAKES A LONG TIME		1	<div><div></div></div> 0.3%
REFUSED TO COMMENT		1	<div><div></div></div> 0.3%
REPOUDENT WOULD LIKE TO KNOW WHETHER THIS RESEARCH WILL IN ANY WAY HELP HER. HOWEVER SHE WAS GRATEFUL FOR THE TELEPHONE CARDS.		1	<div><div></div></div> 0.3%

# remarques: Remarks			
Value	Label	Cases	Percentage
RESEARCH MUST BE USED TO HELP MIGRNATS AND NOT TO SCARE THEM		1	<div><div></div></div> 0.3%
RESPINDANT EXPLAINED THAT THIS RESEARCH WILL SHOW THAT HIS STATUS HERE IS NOT GOOD		1	<div><div></div></div> 0.3%
RESPONDENT ASKED ABOUT THE REASONS BEHIND THE PRIVATE QUESTIONS WHICH DELVE INTO PRIVATE LIFE. SHE FELT SHE WAS BEIONG INVESTIGATED INTO PRIVATE LIFE TOO MUCH		1	<div><div></div></div> 0.3%
RESPONDENT STRONGLT DEMANDED FOR MONEY THE NEXT TIME WE ARE CONDUCTING SUCH A SURVEY		1	<div><div></div></div> 0.3%
RESPONDENT TO KNOW WHEN THE RESULTS WILL BE PUBLISHED, AS SHE IS INTERESTED IN THE SUBJECT MATTER.		1	<div><div></div></div> 0.3%
RESPONDENT WANTED TO KNOW THE PURPOSE OF THE STUDY AND WONDERED WHETHER THE FINDINGS WOULD NOT BE USED TO MAKE TOUGHER		1	<div><div></div></div> 0.3%

# remarques: Remarks			
Value	Label	Cases	Percentage
POLICIES FOR IMMIGRANTS.			
RESPONDENT WOULD LIKE TO BE CONTACTED WHEN THERE ARE RESULTS: AKAN622000@Y		1	<div><div></div></div> 0.3%
RESPONDENT WOULD LIKE TO HIGHLIGHT THE BIAS THAT EXIST AGAINST AFRICAN IMMIGRANTS WITHOUT DUTCH PASSPORT WHO APPLY TO RECEIVE STUDENT SCHOLARSHIPS		1	<div><div></div></div> 0.3%
SHE CHUCKLED AND ASKED IF I WORKED FOR THE DUTCH GOVERNMENT		1	<div><div></div></div> 0.3%
SHE HOPES INFORMATION IS SECURE.		1	<div><div></div></div> 0.3%
SHE THINKS THE QUESTIONNAIRE IS TOO COMPLEX.		1	<div><div></div></div> 0.3%
SHE WANTED TO KNOW IF THERE COULD BE ANY HELP AS A RESULT OF HER PARTICIPATING		1	<div><div></div></div> 0.3%
SOME OF THE QUESTIONS ARE TOO REVEALING. YOU ASK TOO MANY QUESTIONS ABOUT ONE'S PIRATE LIFE		1	<div><div></div></div> 0.3%
SOME OF THE QUESTIONS I THINK WERE TOO PERSONAL.		1	<div><div></div></div> 0.3%

# remarques: Remarks			
Value	Label	Cases	Percentage
SOME OF YOUR QUESTIONS ARE NOT NECESSARY. WHY DO YOU WANT TO KNOW ALL THESE. EG(WHY I LEFT FOR BURKINA AND NOT ANY OTHER COUNTRY)		1	<div><div></div></div> 0.3%
SOME QUESTIONS ARE TOO PERSONAL AND ALSO A BIT MISLEADING WHICH MAKES THE ANSWERING OF THE QUESTIONS A BIT DIFFICULT		1	<div><div></div></div> 0.3%
SOME QUESTIONS ARE TOO PERSONAL TO ANSWER AND IT TAKES SO MUCH TIME		1	<div><div></div></div> 0.3%
SOME QUESTIONS WERE TOO PERSONAL		1	<div><div></div></div> 0.3%
STOPE REPETING AND MAKE IT SHORTER. SOME QUESTIONS ARE IRRELEVANT, SUCH AS MARRIAGE		1	<div><div></div></div> 0.3%
THANK YOU AND LEARN HARD.		1	<div><div></div></div> 0.3%
THAT WAS LIKE WRITING YOUR OWN BIOGRAPHY THE QUESTIONNAIR LOOKS TOO INVASIVE, CHECKING TOO MUCH		1	<div><div></div></div> 0.3%

# remarques: Remarks			
Value	Label	Cases	Percentage
ON YOUR BACKGROUND. THEY SHOULD MAKE IT SIMPLER NEXT TIME			
THE AUTHORITIES NEED TO HELP AFRICAN MIGRANTS AS IT IS DONE IN SPAIN		1	<div><div></div></div> 0.3%
THE EXTENT OF THE PERSONAL QUESTIONS ASKED ND THE NUMBER OF HOURS DOES NOT MATCH		1	<div><div></div></div> 0.3%
THE FIRST DAY, THERE WERE TWO MAIN INTERRUPTION EMERGENCY EVACUATION AND FAMILY.....		1	<div><div></div></div> 0.3%
THE INTERVIEW I FIND VERY LONG. IT TAKES A LOT OF EFFORT TO REMAIN FOCUSED AND CONCENTRATE		1	<div><div></div></div> 0.3%
THE INTERVIEW IS GOOD BUT THE QUESTIONS ARE TOO MUCH. THE QUESTIONS ARE INTERESTING BUT SOME OF THEM WERE TOO PERSONAL. YOU SHOULD ASK QUESTIONS WHICH BRING IMPROVEMENT OR BE BENEFICIAL		1	<div><div></div></div> 0.3%

# remarques: Remarks			
Value	Label	Cases	Percentage
TO THE PERSON BEEN INTERVIEWED			
THE INTERVIEW IS TOO LONG		1	<div><div></div></div> 0.3%
THE QUESTION ARE MANY AND QUITE PERSONAL. I WONDER WHAT YOU NEED ALL THESE INFORMATION FOR.		1	<div><div></div></div> 0.3%
THE QUESTIONNAIRE IS BULKY AND IF SOMETHING COULD BE DONE TO REDUCE THE SIZE		1	<div><div></div></div> 0.3%
THE QUESTIONNAIRE IS BULKY		1	<div><div></div></div> 0.3%
THE QUESTIONNAIRE IS TOO DETAILED AND TRIES TO GET VERY PERSONAL.		1	<div><div></div></div> 0.3%
THE QUESTIONNAIRE IS TOO INQUISITIVE		1	<div><div></div></div> 0.3%
THE QUESTIONNAIRE IS TOO LONG		1	<div><div></div></div> 0.3%
THE QUESTIONNAIRE IS VERY DETAILED AND TOO PERSONAL		1	<div><div></div></div> 0.3%
THE QUESTIONNAIRE IS VERY DETAILED BUT I THINK IT IS GOOD FOR ALL OF US AS GHANAIS		1	<div><div></div></div> 0.3%
THE QUESTIONS ARE MANY		1	<div><div></div></div> 0.3%

# remarques: Remarks			
Value	Label	Cases	Percentage
THE QUESTIONS ARE MANY AND TOO PERSONAL		1	<div><div></div></div> 0.3%
THE QUESTIONS ARE MANY AND WASTE A LOT OF TIME. FEEL SO TIRED.		1	<div><div></div></div> 0.3%
THE QUESTIONS ARE PERSONAL QUESTIONS THAN MIGRATION QUESTIONS		1	<div><div></div></div> 0.3%
THE QUESTIONS ARE TOO DEEP AND IT IS EASIER TO DO IT CHRONOLOGIC IF I HAD KNOWN ABOUT NEED FOR EXACT DATES I WOULD HAVE LOOKED THEM UP BEFORE.		1	<div><div></div></div> 0.3%
THE QUESTIONS ARE TOO MANY		6	<div><div></div></div> 1.7%
THE QUESTIONS ARE TOO MANY AND TOO DETAILED		1	<div><div></div></div> 0.3%
THE QUESTIONS ARE TOO MANY AND VERY PERSONAL, SHE HOPES WE ARE NOT GOING TO USE HER FAMILY FOR SAKAWA BECAUSE EVERYTHING SHE SAID IS TRUE		1	<div><div></div></div> 0.3%

# remarques: Remarks			
Value	Label	Cases	Percentage
THE QUESTIONS ARE TOO MANY.		1	<div><div></div></div> 0.3%
THE QUESTIONS ARE TOO PERSONAL		1	<div><div></div></div> 0.3%
THE QUESTIONS WERE TOO MANY AND INTRUSIVE		1	<div><div></div></div> 0.3%
THE QUESTIONS ARE MORE PERSONAL THAN THE MIGRATION ISSUES AND IT TAKES A LONG TIME TO COMPLETE IT		1	<div><div></div></div> 0.3%
THE STUDY IS A VERY NICE ONE		1	<div><div></div></div> 0.3%
THE STUDY IS A VERY NICE ONE THE GOVERNMENT MUST ALSO SUPPORT IT FOR THE GOOD OF ALL GHANAIAN MIGRANTS		1	<div><div></div></div> 0.3%
THE STUDY IS TOO VOLUMINOUS AND SHOULD COME SOME KIND OF INCENTIVES		1	<div><div></div></div> 0.3%
THE WAGE EARNED SHOULD BE ANSWERED WITH PROVIDED RANGE OF AMOUNT BECAUSE ITS TOO MUCH OF PERSONAL THAN JUST A STUDY		1	<div><div></div></div> 0.3%
THIS IS A GOOD RESEARCH FOR GHANAIANS		1	<div><div></div></div> 0.3%

# remarques: Remarks			
Value	Label	Cases	Percentage
BUT THE RESULTS OF THIS SURVEY WHETHER POSITIVE OR NEGATIVE MUST BE EXPLAINED TO EVERYDOBY			
THIS IS A GOOD STUDY THAT WILL HELP EVERYDOBY. BUT THE RESEARCHERS SHOULD ADD GIFTS OR MONEY NEXT TIME BECAUSE THE QUESTIONS ARE TOO MANY AND PERSONAL		1	0.3%
THIS IS A GOOD STUDY WHICH WILL HELP ALL OF US		1	0.3%
THIS IS A VERY GOOD STUDY BUT THE QUESTIONS ARE TOO MANY.		1	0.3%
THIS IS LIKE WRITING YOUR OWN BIOGRAPHY. I HOPE THEY CAN GET SOMETHING OUT OF IT		1	0.3%
THIS IS QUIT LONGER THAN I EXPECTED.		1	0.3%
THIS IS UNUSUALLY LONG INTERVIEW. IN THE FUTURE LIST OF QUESTIONNAIR NEED TO BE LIMITED TO MAKE THE INTERVIEW ATTRACTIVE. IT IS BECAUSE		1	0.3%

# remarques: Remarks			
Value	Label	Cases	Percentage
I KNOW ALEX WELL, ELSE I WILL NOT COMPLETE THIS INTERVIEW			
THIS TYPE OF STUDY OF QUESTIONNAIRE IS TOO PERSONAL.		1	<div><div></div></div> 0.3%
THOUGHT THE QUESTIONNAIRE WAS TOO DIFFICULT TO ANSWER.		1	<div><div></div></div> 0.3%
TOO DETAILED AND PERSONAL STUFF		1	<div><div></div></div> 0.3%
TOO LENGTHY DOES NOT MAKE IT INTERESTING TO ANSWER QUESTIONS		1	<div><div></div></div> 0.3%
TOO MANY QUESTIONS, SOME QUESTIONS INTRUSIVE AND ANNOYING		1	<div><div></div></div> 0.3%
TOO MUCH INFORMATION TO VOLUNTEER		1	<div><div></div></div> 0.3%
TOO MUCH RECALL IS REQUIRED		1	<div><div></div></div> 0.3%
TRY TO RESEARCH ON THE WAYS GHANAIANS CAN MIGRATE WITHOUT ANY PROBLEM AND WHICHH WILL BRING BENEFITS TO THE COUNTRY. RESEARCH ON EFFECTS OF MINING AND THE WAY FOREWARD.		1	<div><div></div></div> 0.3%

# remarques: Remarks			
Value	Label	Cases	Percentage
VERY EDUCATIVE BUT IT SEARCHES INTO ONCE PRIVATE LIFE TOO MUCH (PRIVACY IS NEEDED)		1	0.3%
VERY EDUCATIVE INDEED, BUT PLEASE, QUESTIONS SHOULD BE REDUCED. NO ONE WOULD GIVE HIS/HER TIME FOR THIS LONG INTERVIEW. I DID IT BECAUSE OF THE INTERVIEWER.		1	0.3%
VERY EXTENSIVE		1	0.3%
VERY HAPPY, VERY INTERESTING		1	0.3%
VERY INTERESTING AND VERY DEEP QUESTIONS. CASH GIVEN OUT TOO SMALL		1	0.3%
VERY INTERESTING INTERVIEW. GRID FORMAT HELPED TO REMEMBER DATES AND CORRESPONDING EVENTS		1	0.3%
VERY TIRED. RESPONDANT WANTED INTERVIEWER TO GO AND COME BACK NEXT DAY TO CONTINUE WITH INTERVIEW. QUESTIONS SHOULD BE REDUCED, NO TIME FOR SUCH QUESTIONS		1	0.3%

# remarques: Remarks			
Value	Label	Cases	Percentage
WANT TO GET ACCURATE INFO, BUT YOU DON'T ALWAYS RECEIVED GOOD INFO. YOU NEED TO BE MORE PROBING		1	<div><div></div></div> 0.3%
WAS GLAD TO HAVE PARTICIPATION BUT DID NOT WISH TO HAVE PHONE NUMBER RECORDED		1	<div><div></div></div> 0.3%
WE NEED AMNESTY, COLONIAL MASTERS HAVE MADE US POOR BY STEALING OUR RAW MATERIALS. NO NUMBER PLEASE, COME TO THE SHOP, BARBEING		1	<div><div></div></div> 0.3%
WE SHOULD BE GIVEN SOMETHING AFTER THE INTERVIEW ITS A WASTE OF TIME		1	<div><div></div></div> 0.3%
WELL I HOP THIS QUESTIONNAIRE WILL ENLIGHTEN THE POLICY MAKERS TO SEE HOW SKILLED PEOPLE ARE NOT ABLE TO USE THEIR SKILLS TO WORK HERE BECAUSE OF LANGUAGE BARRIER AND FIND POSSIBLE SOLUTION TO THAT		1	<div><div></div></div> 0.3%
WELL IT IS THOUGHTFUL OF YOU TO GIVE ME		1	<div><div></div></div> 0.3%

# remarques: Remarks			
Value	Label	Cases	Percentage
TWO CARDS AFTERWARDS, BECAUSE IT IS REALLY MY WHOLE LIFE HISTORY YOU ASKED			
WELL YOUR QUESTIONNAIRE IS SO VOLUMENOUS AND SOME OF THE QUESTIONS ARE IRRELEVANT ANOTHER TIME TRY TO MINIMIZE IT YOU KNOW VERY WELL THAT NOT ALL RESPONDENT WILL BE PATIENT AS I'VE BEEN THANK YOU		1	<div><div></div></div> 0.3%
WELL, I THINK SOME OF US, YOU CAN SEE FROM THE QUESTIONNAIR COULD NOT DO SKILLED JOBS BECAUSE OF THE LANGUAGE BARRIER BUT OUR CHILDREN HAVE BEEN ABLE TO STUDY AND GET GOOD JOBS. SO NEXT TIME THEY SHOULD ALSO DO QUESTIONNAIR ON OUR CHILDREN.		1	<div><div></div></div> 0.3%
WELL, I WOULD LIKE TO KNOW THE POSITIVE EFFECT THAT MY INFORMATION CAN HAVE BOTH HERE AND IN		1	<div><div></div></div> 0.3%

# remarques: Remarks			
Value	Label	Cases	Percentage
GHANA, SO KEEP ME INFORMED			
WHAT ACTUAL REASON IS THIS RESEARCH		1	<div><div></div></div> 0.3%
WHAT IS THE OUTCOME? WILL IT HELP AFRICAN MIGRANTS' SITUATION IN ANY WAY?		1	<div><div></div></div> 0.3%
WHAT KIND OF HELP ARE YOU OFFERING FOR THIS INTERVIEW FOR GHANANIANS OR IMMIGRANTS?		1	<div><div></div></div> 0.3%
WHAT WILL THE END RESULT BE? WILL IT AFFECT ANY POLICY OR CHANGE? I DOUBT IT. IT IS ALSO VERY LENGTHY		1	<div><div></div></div> 0.3%
WHAT YOU WANT TO ASK HAS BEEN ANSWERED. TOO LONG AND BORING. SORRY		1	<div><div></div></div> 0.3%
WHY ALL THIS PERSONAL QUESTIONS ALSO THE QUESTIONS ARE TOO MANY AND TIME WASTING.		1	<div><div></div></div> 0.3%
WHY ARE YOU DOING THIS?		1	<div><div></div></div> 0.3%
WORKING ILLEGALLY WITH SOMEBODY'S PAPERS HOPES IT WILL NOT		1	<div><div></div></div> 0.3%

# remarques: Remarks			
Value	Label	Cases	Percentage
COME TO HAUNT ME			
WOULD BE BETTER TO CATEGORISE THE QUESTIONNAIR ACCORDING TO PARTICIPANT FOR IT TO BE SHORTER		1	<div><div></div></div> 0.3%
WOULD LIKE TO KNOW THE MOTIVATIONS FOR THIS RESEARCH AND HOW IT MIGHT BENEFIT HER		1	<div><div></div></div> 0.3%
YOU HAVE TO GIVE US SOMETHING AFTHETHE INTERVIEW		1	<div><div></div></div> 0.3%
YOU MUST AT LEAST GIVE US SOME MONEY AFTER ANSWERING THESE PLENTY QUESTIONS.		1	<div><div></div></div> 0.3%
`NETHERLAND: IS A GOOD COUNTRY. I THINK WE ARE NOT GOING BACK NOW SO THEY COULD REDUCE THE AMOUNT OF MONEY THAT YOU HAVE BEFORE YOU CAN MARRY. I HOPE THIS QUESTIONNAIR CAN SOLVE THAT PROBLEM		1	<div><div></div></div> 0.3%
it was too long		1	<div><div></div></div> 0.3%
Warning: these figures indicate the number of cases found in the data file. They cannot be interpreted as summary statistics of the population of interest.			
# h_fin: Hour of the end of the interview			
Information	[Type= discrete] [Format=character] [Missing=*]		
Statistics [NW/ W]	[Valid=1580 /-] [Invalid=0 /-]		
Source	Interviewer		
Literal question	END TIME:		

h_fin: Hour of the end of the interview

Value	Label	Cases	Percentage
01:30:00		1	<div></div> 0.1%
07:45:00		1	<div></div> 0.1%
07:48:00		1	<div></div> 0.1%
07:56:00		1	<div></div> 0.1%
08:03:00		1	<div></div> 0.1%
08:06:00		1	<div></div> 0.1%
08:31:00		1	<div></div> 0.1%
08:38:00		1	<div></div> 0.1%
08:41:00		1	<div></div> 0.1%
08:45:00		1	<div></div> 0.1%
08:59:00		1	<div></div> 0.1%
09:01:00		1	<div></div> 0.1%
09:03:00		1	<div></div> 0.1%
09:07:00		1	<div></div> 0.1%
09:08:00		1	<div></div> 0.1%
09:10:00		1	<div></div> 0.1%
09:15:00		1	<div></div> 0.1%
09:17:00		1	<div></div> 0.1%
09:20:00		1	<div></div> 0.1%
09:25:00		1	<div></div> 0.1%
09:31:00		1	<div></div> 0.1%
09:33:00		1	<div></div> 0.1%
09:38:00		1	<div></div> 0.1%
09:40:00		1	<div></div> 0.1%
09:42:00		1	<div></div> 0.1%
09:43:00		1	<div></div> 0.1%
09:47:00		1	<div></div> 0.1%
09:49:00		2	<div></div> 0.1%
09:50:00		1	<div></div> 0.1%
09:55:00		1	<div></div> 0.1%
09:56:00		2	<div></div> 0.1%
09:57:00		1	<div></div> 0.1%
09:59:00		1	<div></div> 0.1%
0:00:00		1	<div></div> 0.1%
0:15:00		1	<div></div> 0.1%
0:30:00		1	<div></div> 0.1%
10:00:00		1	<div></div> 0.1%
10:00:00 AM		1	<div></div> 0.1%
10:00:00 PM		1	<div></div> 0.1%
10:01:00 AM		1	<div></div> 0.1%
10:02:00 AM		1	<div></div> 0.1%
10:03:00 AM		2	<div></div> 0.1%
10:05:00 AM		2	<div></div> 0.1%
10:05:00 PM		2	<div></div> 0.1%
10:06:00		1	<div></div> 0.1%

# h_fin: Hour of the end of the interview			
Value	Label	Cases	Percentage
10:06:00 AM		2	<div></div> 0.1%
10:07:00 AM		1	<div></div> 0.1%
10:07:00 PM		1	<div></div> 0.1%
10:08:00 AM		1	<div></div> 0.1%
10:09:00 AM		1	<div></div> 0.1%
10:10:00 AM		2	<div></div> 0.1%
10:11:00 AM		1	<div></div> 0.1%
10:14:00 AM		1	<div></div> 0.1%
10:15:00 AM		4	<div></div> 0.3%
10:16:00 AM		2	<div></div> 0.1%
10:17:00		1	<div></div> 0.1%
10:17:00 AM		2	<div></div> 0.1%
10:19:00		1	<div></div> 0.1%
10:19:00 AM		1	<div></div> 0.1%
10:20:00		1	<div></div> 0.1%
10:20:00 AM		2	<div></div> 0.1%
10:21:00 AM		1	<div></div> 0.1%
10:22:00 AM		1	<div></div> 0.1%
10:23:00 AM		1	<div></div> 0.1%
10:25:00		1	<div></div> 0.1%
10:25:00 AM		1	<div></div> 0.1%
10:29:00 AM		2	<div></div> 0.1%
10:30:00		2	<div></div> 0.1%
10:30:00 AM		2	<div></div> 0.1%
10:30:00 PM		1	<div></div> 0.1%
10:31:00		1	<div></div> 0.1%
10:31:00 AM		2	<div></div> 0.1%
10:32:00 PM		1	<div></div> 0.1%
10:33:00 AM		1	<div></div> 0.1%
10:34:00		1	<div></div> 0.1%
10:35:00		3	<div></div> 0.2%
10:36:00		1	<div></div> 0.1%
10:36:00 AM		1	<div></div> 0.1%
10:37:00		2	<div></div> 0.1%
10:37:00 AM		2	<div></div> 0.1%
10:38:00		1	<div></div> 0.1%
10:38:00 AM		2	<div></div> 0.1%
10:39:00		1	<div></div> 0.1%
10:39:00 AM		2	<div></div> 0.1%
10:40:00 AM		1	<div></div> 0.1%
10:42:00 AM		3	<div></div> 0.2%
10:43:00 AM		1	<div></div> 0.1%
10:44:00 AM		2	<div></div> 0.1%
10:45:00		2	<div></div> 0.1%
10:45:00 AM		2	<div></div> 0.1%

h_fin: Hour of the end of the interview

Value	Label	Cases	Percentage
10:46:00		3	0.2%
10:47:00		1	0.1%
10:48:00		2	0.1%
10:48:00 AM		2	0.1%
10:49:00		2	0.1%
10:49:00 AM		1	0.1%
10:50:00		4	0.3%
10:50:00 AM		1	0.1%
10:51:00 AM		1	0.1%
10:52:00		1	0.1%
10:52:00 AM		1	0.1%
10:54:00 AM		1	0.1%
10:55:00		3	0.2%
10:56:00 AM		1	0.1%
10:57:00		1	0.1%
10:58:00 AM		1	0.1%
10:59:00		1	0.1%
11:00:00		1	0.1%
11:00:00 PM		1	0.1%
11:01:00 AM		1	0.1%
11:02:00 AM		2	0.1%
11:03:00 AM		2	0.1%
11:04:00 AM		1	0.1%
11:05:00		2	0.1%
11:05:00 AM		3	0.2%
11:07:00		1	0.1%
11:08:00 AM		1	0.1%
11:09:00		1	0.1%
11:10:00		1	0.1%
11:10:00 AM		1	0.1%
11:11:00 AM		1	0.1%
11:13:00		2	0.1%
11:13:00 AM		1	0.1%
11:14:00		1	0.1%
11:15:00		2	0.1%
11:15:00 AM		5	0.3%
11:17:00		1	0.1%
11:17:00 AM		2	0.1%
11:18:00 AM		1	0.1%
11:20:00 AM		4	0.3%
11:20:00 PM		1	0.1%
11:21:00 AM		2	0.1%
11:23:00 AM		1	0.1%
11:24:00 AM		1	0.1%
11:25:00		3	0.2%

# h_fin: Hour of the end of the interview			
Value	Label	Cases	Percentage
11:25:00 AM		1	0.1%
11:27:00		1	0.1%
11:27:00 AM		1	0.1%
11:29:00 AM		2	0.1%
11:30:00		2	0.1%
11:30:00 AM		3	0.2%
11:31:00 AM		3	0.2%
11:32:00 AM		1	0.1%
11:35:00		1	0.1%
11:35:00 AM		2	0.1%
11:37:00 AM		2	0.1%
11:38:00 AM		2	0.1%
11:39:00		2	0.1%
11:39:00 AM		2	0.1%
11:40:00		3	0.2%
11:40:00 AM		5	0.3%
11:41:00		1	0.1%
11:41:00 AM		2	0.1%
11:43:00 AM		2	0.1%
11:44:00 AM		1	0.1%
11:45:00		3	0.2%
11:45:00 AM		1	0.1%
11:46:00 AM		2	0.1%
11:47:00		1	0.1%
11:47:00 AM		1	0.1%
11:48:00		3	0.2%
11:48:00 AM		1	0.1%
11:49:00		2	0.1%
11:49:00 AM		1	0.1%
11:50:00		2	0.1%
11:50:00 AM		4	0.3%
11:51:00		1	0.1%
11:52:00		3	0.2%
11:52:00 AM		2	0.1%
11:54:00		1	0.1%
11:56:00 AM		2	0.1%
11:57:00 AM		1	0.1%
11:58:00 AM		1	0.1%
11:59:00		2	0.1%
11:59:00 AM		2	0.1%
12:00:00		4	0.3%
12:00:00 PM		3	0.2%
12:01:00		2	0.1%
12:01:00 PM		1	0.1%
12:02:00 PM		1	0.1%

h_fin: Hour of the end of the interview

Value	Label	Cases	Percentage
12:03:00		1	0.1%
12:03:00 PM		1	0.1%
12:05:00		1	0.1%
12:07:00 PM		2	0.1%
12:10:00		2	0.1%
12:10:00 PM		10	0.6%
12:11:00 PM		1	0.1%
12:12:00 PM		2	0.1%
12:13:00		1	0.1%
12:14:00		1	0.1%
12:14:00 PM		1	0.1%
12:15:00		2	0.1%
12:15:00 PM		3	0.2%
12:16:00		1	0.1%
12:16:00 PM		1	0.1%
12:17:00 PM		2	0.1%
12:18:00		2	0.1%
12:18:00 PM		1	0.1%
12:19:00		1	0.1%
12:20:00		1	0.1%
12:20:00 PM		8	0.5%
12:21:00		2	0.1%
12:21:00 PM		3	0.2%
12:22:00 PM		1	0.1%
12:24:00 PM		1	0.1%
12:25:00 PM		1	0.1%
12:27:00 PM		2	0.1%
12:28:00		1	0.1%
12:28:00 PM		2	0.1%
12:29:00		1	0.1%
12:29:00 PM		1	0.1%
12:30:00		2	0.1%
12:30:00 PM		7	0.4%
12:31:00 PM		2	0.1%
12:33:00 PM		1	0.1%
12:35:00		2	0.1%
12:35:00 PM		1	0.1%
12:36:00 PM		2	0.1%
12:38:00 PM		2	0.1%
12:39:00 PM		1	0.1%
12:40:00		4	0.3%
12:40:00 PM		2	0.1%
12:41:00		1	0.1%
12:41:00 PM		1	0.1%
12:42:00 PM		2	0.1%

# h_fin: Hour of the end of the interview			
Value	Label	Cases	Percentage
12:43:00 PM		1	<div></div> 0.1%
12:44:00		1	<div></div> 0.1%
12:44:00 PM		1	<div></div> 0.1%
12:45:00		7	<div></div> 0.4%
12:45:00 PM		1	<div></div> 0.1%
12:46:00		1	<div></div> 0.1%
12:46:00 PM		1	<div></div> 0.1%
12:47:00		1	<div></div> 0.1%
12:49:00		1	<div></div> 0.1%
12:49:00 PM		2	<div></div> 0.1%
12:50:00		2	<div></div> 0.1%
12:50:00 PM		7	<div></div> 0.4%
12:51:00		1	<div></div> 0.1%
12:51:00 PM		2	<div></div> 0.1%
12:55:00		2	<div></div> 0.1%
12:55:00 PM		4	<div></div> 0.3%
12:57:00 PM		3	<div></div> 0.2%
12:58:00 PM		1	<div></div> 0.1%
13:00:00		4	<div></div> 0.3%
13:02:00		2	<div></div> 0.1%
13:05:00		1	<div></div> 0.1%
13:06:00		1	<div></div> 0.1%
13:07:00		1	<div></div> 0.1%
13:08:00		2	<div></div> 0.1%
13:09:00		1	<div></div> 0.1%
13:10:00		2	<div></div> 0.1%
13:11:00		1	<div></div> 0.1%
13:14:00		1	<div></div> 0.1%
13:15:00		3	<div></div> 0.2%
13:16:00		1	<div></div> 0.1%
13:18:00		2	<div></div> 0.1%
13:20:00		4	<div></div> 0.3%
13:25:00		4	<div></div> 0.3%
13:27:00		1	<div></div> 0.1%
13:30:00		2	<div></div> 0.1%
13:32:00		1	<div></div> 0.1%
13:33:00		1	<div></div> 0.1%
13:37:00		1	<div></div> 0.1%
13:39:00		1	<div></div> 0.1%
13:40:00		3	<div></div> 0.2%
13:42:00		1	<div></div> 0.1%
13:43:00		2	<div></div> 0.1%
13:45:00		1	<div></div> 0.1%
13:50:00		1	<div></div> 0.1%
13:52:00		1	<div></div> 0.1%

h_fin: Hour of the end of the interview

Value	Label	Cases	Percentage
13:54:00		1	0.1%
13:55:00		2	0.1%
13:56:00		1	0.1%
13:58:00		2	0.1%
13:59:00		1	0.1%
14:00:00		5	0.3%
14:01:00		1	0.1%
14:06:00		1	0.1%
14:09:00		1	0.1%
14:10:00		3	0.2%
14:12:00		1	0.1%
14:15:00		5	0.3%
14:16:00		1	0.1%
14:17:00		2	0.1%
14:18:00		2	0.1%
14:20:00		3	0.2%
14:21:00		1	0.1%
14:22:00		1	0.1%
14:24:00		1	0.1%
14:25:00		3	0.2%
14:30:00		5	0.3%
14:37:00		1	0.1%
14:38:00		1	0.1%
14:39:00		1	0.1%
14:40:00		2	0.1%
14:41:00		1	0.1%
14:42:00		1	0.1%
14:45:00		2	0.1%
14:46:00		2	0.1%
14:48:00		1	0.1%
14:50:00		4	0.3%
14:52:00		1	0.1%
14:53:00		1	0.1%
14:55:00		2	0.1%
15:00:00		6	0.4%
15:01:00		1	0.1%
15:02:00		1	0.1%
15:03:00		1	0.1%
15:05:00		2	0.1%
15:07:00		1	0.1%
15:09:00		1	0.1%
15:10:00		2	0.1%
15:12:00		2	0.1%
15:14:00		1	0.1%
15:15:00		3	0.2%

# h_fin: Hour of the end of the interview			
Value	Label	Cases	Percentage
15:16:00		1	<div></div> 0.1%
15:17:00		1	<div></div> 0.1%
15:20:00		3	<div></div> 0.2%
15:21:00		1	<div></div> 0.1%
15:22:00		1	<div></div> 0.1%
15:28:00		1	<div></div> 0.1%
15:30:00		7	<div></div> 0.4%
15:31:00		2	<div></div> 0.1%
15:35:00		2	<div></div> 0.1%
15:38:00		1	<div></div> 0.1%
15:40:00		3	<div></div> 0.2%
15:44:00		1	<div></div> 0.1%
15:45:00		3	<div></div> 0.2%
15:46:00		1	<div></div> 0.1%
15:50:00		4	<div></div> 0.3%
15:51:00		1	<div></div> 0.1%
15:52:00		2	<div></div> 0.1%
15:54:00		2	<div></div> 0.1%
15:55:00		1	<div></div> 0.1%
15:57:00		1	<div></div> 0.1%
15:58:00		1	<div></div> 0.1%
16:00:00		9	<div></div> 0.6%
16:02:00		1	<div></div> 0.1%
16:03:00		1	<div></div> 0.1%
16:05:00		1	<div></div> 0.1%
16:07:00		1	<div></div> 0.1%
16:09:00		2	<div></div> 0.1%
16:10:00		4	<div></div> 0.3%
16:15:00		4	<div></div> 0.3%
16:16:00		1	<div></div> 0.1%
16:17:00		1	<div></div> 0.1%
16:18:00		2	<div></div> 0.1%
16:20:00		4	<div></div> 0.3%
16:21:00		1	<div></div> 0.1%
16:22:00		1	<div></div> 0.1%
16:25:00		4	<div></div> 0.3%
16:30:00		3	<div></div> 0.2%
16:35:00		2	<div></div> 0.1%
16:36:00		1	<div></div> 0.1%
16:37:00		1	<div></div> 0.1%
16:38:00		2	<div></div> 0.1%
16:42:00		1	<div></div> 0.1%
16:44:00		2	<div></div> 0.1%
16:45:00		1	<div></div> 0.1%
16:50:00		3	<div></div> 0.2%

h_fin: Hour of the end of the interview

Value	Label	Cases	Percentage
16:55:00		4	0.3%
17:00:00		7	0.4%
17:02:00		1	0.1%
17:04:00		1	0.1%
17:05:00		3	0.2%
17:08:00		2	0.1%
17:10:00		2	0.1%
17:15:00		4	0.3%
17:17:00		1	0.1%
17:20:00		1	0.1%
17:21:00		1	0.1%
17:22:00		2	0.1%
17:30:00		8	0.5%
17:34:00		1	0.1%
17:35:00		2	0.1%
17:36:00		2	0.1%
17:41:00		1	0.1%
17:45:00		1	0.1%
17:46:00		1	0.1%
17:49:00		2	0.1%
17:50:00		3	0.2%
17:51:00		2	0.1%
17:52:00		2	0.1%
17:55:00		1	0.1%
17:56:00		1	0.1%
17:58:00		2	0.1%
18:00:00		7	0.4%
18:03:00		2	0.1%
18:05:00		3	0.2%
18:07:00		1	0.1%
18:08:00		1	0.1%
18:09:00		1	0.1%
18:12:00		1	0.1%
18:13:00		1	0.1%
18:15:00		1	0.1%
18:20:00		2	0.1%
18:25:00		5	0.3%
18:28:00		1	0.1%
18:30:00		12	0.8%
18:31:00		1	0.1%
18:35:00		2	0.1%
18:39:00		2	0.1%
18:40:00		4	0.3%
18:43:00		1	0.1%
18:45:00		3	0.2%

h_fin: Hour of the end of the interview

Value	Label	Cases	Percentage
18:47:00		1	0.1%
18:48:00		1	0.1%
18:49:00		1	0.1%
18:50:00		3	0.2%
18:51:00		1	0.1%
18:53:00		1	0.1%
18:55:00		1	0.1%
19:00:00		6	0.4%
19:04:00		2	0.1%
19:05:00		1	0.1%
19:06:00		1	0.1%
19:08:00		1	0.1%
19:09:00		1	0.1%
19:11:00		1	0.1%
19:14:00		1	0.1%
19:15:00		9	0.6%
19:17:00		1	0.1%
19:18:00		1	0.1%
19:20:00		1	0.1%
19:25:00		1	0.1%
19:30:00		7	0.4%
19:35:00		1	0.1%
19:40:00		2	0.1%
19:43:00		2	0.1%
19:45:00		3	0.2%
19:50:00		3	0.2%
19:54:00		1	0.1%
19:55:00		1	0.1%
19:56:00		1	0.1%
1:00:00 PM		1	0.1%
1:01:00 PM		3	0.2%
1:02:00 PM		2	0.1%
1:05:00 PM		1	0.1%
1:06:00 PM		1	0.1%
1:07:00 AM		1	0.1%
1:07:00 PM		2	0.1%
1:08:00 PM		3	0.2%
1:09:00 PM		1	0.1%
1:10:00 PM		5	0.3%
1:12:00 PM		1	0.1%
1:13:00 PM		2	0.1%
1:15:00 PM		4	0.3%
1:16:00 PM		2	0.1%
1:17:00 PM		2	0.1%
1:18:00 PM		1	0.1%

h_fin: Hour of the end of the interview

Value	Label	Cases	Percentage
1:20:00 PM		5	0.3%
1:21:00 PM		1	0.1%
1:22:00 PM		1	0.1%
1:25:00 PM		2	0.1%
1:26:00 PM		2	0.1%
1:27:00 PM		2	0.1%
1:29:00 PM		1	0.1%
1:30:00 PM		7	0.4%
1:32:00 PM		1	0.1%
1:34:00 PM		1	0.1%
1:35:00 PM		1	0.1%
1:36:00 PM		1	0.1%
1:37:00 PM		3	0.2%
1:38:00 PM		1	0.1%
1:40:00 PM		5	0.3%
1:41:00 PM		1	0.1%
1:43:00 PM		2	0.1%
1:45:00 PM		3	0.2%
1:47:00 PM		1	0.1%
1:48:00		1	0.1%
1:48:00 PM		2	0.1%
1:49:00 PM		5	0.3%
1:50:00 PM		3	0.2%
1:52:00 PM		3	0.2%
1:54:00 PM		1	0.1%
1:56:00 PM		2	0.1%
1:57:00 PM		1	0.1%
1:58:00 PM		1	0.1%
1:59:00 PM		1	0.1%
20:00:00		9	0.6%
20:01:00		1	0.1%
20:02:00		1	0.1%
20:06:00		1	0.1%
20:07:00		1	0.1%
20:08:00		1	0.1%
20:09:00		2	0.1%
20:10:00		2	0.1%
20:15:00		5	0.3%
20:20:00		1	0.1%
20:25:00		2	0.1%
20:26:00		1	0.1%
20:28:00		1	0.1%
20:30:00		9	0.6%
20:35:00		2	0.1%
20:40:00		1	0.1%

# h_fin: Hour of the end of the interview			
Value	Label	Cases	Percentage
20:45:00		6	<div></div> 0.4%
20:48:00		1	<div></div> 0.1%
20:50:00		1	<div></div> 0.1%
20:51:00		1	<div></div> 0.1%
20:54:00		1	<div></div> 0.1%
20:55:00		1	<div></div> 0.1%
21:00:00		8	<div></div> 0.5%
21:02:00		1	<div></div> 0.1%
21:05:00		3	<div></div> 0.2%
21:10:00		1	<div></div> 0.1%
21:15:00		3	<div></div> 0.2%
21:18:00		1	<div></div> 0.1%
21:20:00		1	<div></div> 0.1%
21:22:00		1	<div></div> 0.1%
21:25:00		1	<div></div> 0.1%
21:26:00		1	<div></div> 0.1%
21:30:00		4	<div></div> 0.3%
21:38:00		1	<div></div> 0.1%
21:42:00		1	<div></div> 0.1%
21:45:00		4	<div></div> 0.3%
21:48:00		2	<div></div> 0.1%
21:50:00		7	<div></div> 0.4%
21:54:00		1	<div></div> 0.1%
21:55:00		1	<div></div> 0.1%
21:58:00		1	<div></div> 0.1%
22:00:00		4	<div></div> 0.3%
22:05:00		1	<div></div> 0.1%
22:07:00		1	<div></div> 0.1%
22:08:00		1	<div></div> 0.1%
22:09:00		1	<div></div> 0.1%
22:10:00		1	<div></div> 0.1%
22:11:00		1	<div></div> 0.1%
22:13:00		1	<div></div> 0.1%
22:20:00		1	<div></div> 0.1%
22:25:00		2	<div></div> 0.1%
22:27:00		1	<div></div> 0.1%
22:30:00		2	<div></div> 0.1%
22:32:00		1	<div></div> 0.1%
22:35:00		1	<div></div> 0.1%
22:38:00		1	<div></div> 0.1%
22:40:00		2	<div></div> 0.1%
22:50:00		3	<div></div> 0.2%
23:05:00		3	<div></div> 0.2%
23:10:00		2	<div></div> 0.1%
23:12:00		1	<div></div> 0.1%

h_fin: Hour of the end of the interview

Value	Label	Cases	Percentage
23:15:00		2	0.1%
23:20:00		1	0.1%
23:29:00		1	0.1%
23:45:00		2	0.1%
2:00:00 PM		4	0.3%
2:01:00 PM		1	0.1%
2:02:00 PM		3	0.2%
2:03:00 PM		1	0.1%
2:06:00 PM		1	0.1%
2:07:00 PM		2	0.1%
2:09:00 PM		1	0.1%
2:10:00 PM		1	0.1%
2:11:00 PM		1	0.1%
2:12:00 PM		1	0.1%
2:14:00 PM		3	0.2%
2:15:00 PM		5	0.3%
2:17:00 PM		2	0.1%
2:20:00 PM		9	0.6%
2:21:00 PM		2	0.1%
2:22:00 PM		1	0.1%
2:23:00 PM		2	0.1%
2:25:00 PM		1	0.1%
2:26:00 PM		1	0.1%
2:27:00 PM		1	0.1%
2:28:00 PM		2	0.1%
2:29:00 PM		2	0.1%
2:30:00 AM		1	0.1%
2:30:00 PM		2	0.1%
2:31:00 PM		3	0.2%
2:32:00 PM		2	0.1%
2:33:00 PM		1	0.1%
2:35:00 PM		2	0.1%
2:37:00 PM		1	0.1%
2:38:00 PM		1	0.1%
2:39:00 PM		1	0.1%
2:40:00 PM		3	0.2%
2:41:00 PM		1	0.1%
2:42:00 PM		2	0.1%
2:43:00 PM		3	0.2%
2:44:00 PM		1	0.1%
2:46:00 PM		1	0.1%
2:48:00 PM		1	0.1%
2:50:00 PM		5	0.3%
2:52:00 PM		2	0.1%
2:53:00 PM		3	0.2%

h_fin: Hour of the end of the interview

Value	Label	Cases	Percentage
2:55:00 PM		3	0.2%
2:56:00 PM		1	0.1%
2:57:00 PM		1	0.1%
2:58:00 PM		2	0.1%
2:59:00 PM		2	0.1%
3:00:00 PM		9	0.6%
3:01:00 PM		1	0.1%
3:02:00 PM		2	0.1%
3:03:00 PM		2	0.1%
3:08:00 PM		2	0.1%
3:09:00 PM		2	0.1%
3:10:00 PM		3	0.2%
3:11:00 PM		1	0.1%
3:12:00 PM		1	0.1%
3:13:00 PM		3	0.2%
3:14:00 PM		1	0.1%
3:15:00 PM		3	0.2%
3:16:00 PM		1	0.1%
3:17:00 PM		1	0.1%
3:18:00 PM		3	0.2%
3:20:00 PM		5	0.3%
3:21:00 PM		2	0.1%
3:22:00 PM		2	0.1%
3:24:00 PM		1	0.1%
3:25:00 PM		2	0.1%
3:26:00 PM		2	0.1%
3:27:00 PM		3	0.2%
3:28:00 PM		1	0.1%
3:30:00 PM		2	0.1%
3:31:00 PM		1	0.1%
3:33:00 PM		1	0.1%
3:35:00 PM		3	0.2%
3:37:00 PM		3	0.2%
3:39:00 PM		2	0.1%
3:40:00 PM		4	0.3%
3:41:00 PM		2	0.1%
3:42:00 PM		1	0.1%
3:43:00 PM		1	0.1%
3:44:00 PM		1	0.1%
3:45:00 PM		3	0.2%
3:46:00 PM		1	0.1%
3:47:00 PM		1	0.1%
3:48:00 PM		2	0.1%
3:50:00 PM		3	0.2%
3:51:00 PM		3	0.2%

# h_fin: Hour of the end of the interview			
Value	Label	Cases	Percentage
3:52:00 PM		1	0.1%
3:53:00 PM		1	0.1%
3:55:00 PM		5	0.3%
3:56:00 PM		1	0.1%
3:59:00 PM		2	0.1%
4:00:00 PM		4	0.3%
4:01:00 PM		2	0.1%
4:02:00 PM		1	0.1%
4:03:00 PM		2	0.1%
4:07:00 PM		1	0.1%
4:09:00 PM		1	0.1%
4:10:00 PM		5	0.3%
4:15:00 PM		5	0.3%
4:16:00 PM		1	0.1%
4:17:00 PM		2	0.1%
4:18:00 PM		3	0.2%
4:19:00 PM		2	0.1%
4:20:00 PM		4	0.3%
4:21:00 PM		1	0.1%
4:25:00 PM		2	0.1%
4:28:00 PM		1	0.1%
4:30:00 AM		1	0.1%
4:30:00 PM		5	0.3%
4:31:00 PM		3	0.2%
4:32:00 PM		1	0.1%
4:33:00 PM		2	0.1%
4:34:00 PM		1	0.1%
4:35:00 PM		3	0.2%
4:36:00 PM		1	0.1%
4:37:00 PM		1	0.1%
4:39:00 PM		1	0.1%
4:40:00 PM		2	0.1%
4:41:00 PM		2	0.1%
4:42:00 PM		2	0.1%
4:44:00 PM		1	0.1%
4:45:00 PM		1	0.1%
4:47:00 PM		2	0.1%
4:48:00 PM		1	0.1%
4:49:00 PM		1	0.1%
4:50:00 PM		1	0.1%
4:51:00 PM		2	0.1%
4:53:00 PM		5	0.3%
4:55:00 PM		3	0.2%
4:56:00 PM		1	0.1%
4:57:00 PM		2	0.1%

h_fin: Hour of the end of the interview

Value	Label	Cases	Percentage
4:58:00 PM		2	0.1%
5:00:00 PM		6	0.4%
5:01:00 PM		3	0.2%
5:02:00 PM		1	0.1%
5:04:00 PM		1	0.1%
5:06:00 PM		1	0.1%
5:08:00 PM		2	0.1%
5:10:00 PM		6	0.4%
5:14:00 PM		1	0.1%
5:15:00 PM		2	0.1%
5:16:00 PM		1	0.1%
5:18:00 PM		1	0.1%
5:20:00 PM		5	0.3%
5:21:00 PM		1	0.1%
5:22:00 PM		1	0.1%
5:25:00 PM		1	0.1%
5:26:00 PM		2	0.1%
5:29:00 PM		2	0.1%
5:30:00 PM		3	0.2%
5:31:00 PM		2	0.1%
5:33:00 PM		1	0.1%
5:34:00 PM		1	0.1%
5:35:00 PM		3	0.2%
5:36:00 PM		2	0.1%
5:38:00 PM		1	0.1%
5:39:00 PM		2	0.1%
5:40:00 PM		4	0.3%
5:41:00 PM		1	0.1%
5:42:00 PM		1	0.1%
5:45:00 PM		5	0.3%
5:46:00 PM		1	0.1%
5:49:00 PM		2	0.1%
5:50:00 PM		4	0.3%
5:52:00 PM		1	0.1%
5:54:00 PM		1	0.1%
5:55:00 PM		2	0.1%
5:56:00 PM		1	0.1%
6:00:00 PM		4	0.3%
6:01:00 PM		2	0.1%
6:02:00 PM		3	0.2%
6:09:00 PM		4	0.3%
6:10:00 PM		2	0.1%
6:12:00 PM		1	0.1%
6:13:00 PM		1	0.1%
6:15:00 PM		6	0.4%

h_fin: Hour of the end of the interview

Value	Label	Cases	Percentage
6:16:00 PM		1	0.1%
6:17:00 PM		1	0.1%
6:18:00 PM		3	0.2%
6:19:00 PM		1	0.1%
6:20:00 PM		5	0.3%
6:21:00 PM		1	0.1%
6:22:00 PM		1	0.1%
6:23:00 PM		2	0.1%
6:24:00 PM		1	0.1%
6:28:00 PM		1	0.1%
6:29:00 PM		1	0.1%
6:30:00 PM		4	0.3%
6:31:00 PM		4	0.3%
6:32:00 PM		3	0.2%
6:33:00 PM		1	0.1%
6:34:00 PM		1	0.1%
6:35:00 PM		3	0.2%
6:39:00 PM		1	0.1%
6:40:00 PM		1	0.1%
6:41:00 AM		1	0.1%
6:44:00 PM		1	0.1%
6:45:00 PM		4	0.3%
6:48:00 PM		1	0.1%
6:50:00 PM		1	0.1%
6:51:00 PM		1	0.1%
6:52:00 PM		1	0.1%
6:53:00 PM		2	0.1%
6:55:00 PM		2	0.1%
6:56:00 PM		1	0.1%
6:57:00 PM		1	0.1%
6:58:00 PM		1	0.1%
6:59:00 PM		2	0.1%
7:00:00 PM		6	0.4%
7:01:00 AM		1	0.1%
7:03:00 PM		1	0.1%
7:05:00 PM		2	0.1%
7:07:00 PM		1	0.1%
7:10:00 AM		1	0.1%
7:12:00 PM		1	0.1%
7:15:00 PM		5	0.3%
7:18:00 AM		1	0.1%
7:20:00 PM		2	0.1%
7:21:00 PM		1	0.1%
7:22:00 PM		1	0.1%
7:27:00 AM		1	0.1%

# h_fin: Hour of the end of the interview			
Value	Label	Cases	Percentage
7:27:00 PM		1	<div></div> 0.1%
7:30:00 PM		1	<div></div> 0.1%
7:31:00 AM		1	<div></div> 0.1%
7:32:00 PM		1	<div></div> 0.1%
7:33:00 PM		1	<div></div> 0.1%
7:35:00 PM		2	<div></div> 0.1%
7:37:00 PM		1	<div></div> 0.1%
7:40:00 PM		2	<div></div> 0.1%
7:42:00 PM		1	<div></div> 0.1%
7:45:00 PM		2	<div></div> 0.1%
7:47:00 PM		1	<div></div> 0.1%
7:48:00 AM		1	<div></div> 0.1%
7:49:00 AM		1	<div></div> 0.1%
7:52:00 PM		1	<div></div> 0.1%
7:53:00 AM		1	<div></div> 0.1%
7:55:00 PM		1	<div></div> 0.1%
7:57:00 PM		2	<div></div> 0.1%
7:58:00 PM		1	<div></div> 0.1%
7:59:00 PM		1	<div></div> 0.1%
8:02:00 AM		2	<div></div> 0.1%
8:03:00 PM		2	<div></div> 0.1%
8:06:00 PM		1	<div></div> 0.1%
8:07:00 AM		1	<div></div> 0.1%
8:08:00 AM		1	<div></div> 0.1%
8:09:00 AM		1	<div></div> 0.1%
8:10:00 AM		2	<div></div> 0.1%
8:10:00 PM		1	<div></div> 0.1%
8:11:00 AM		1	<div></div> 0.1%
8:22:00 AM		1	<div></div> 0.1%
8:22:00 PM		1	<div></div> 0.1%
8:25:00 AM		1	<div></div> 0.1%
8:28:00 PM		1	<div></div> 0.1%
8:29:00 AM		1	<div></div> 0.1%
8:30:00 AM		1	<div></div> 0.1%
8:30:00 PM		2	<div></div> 0.1%
8:31:00 PM		1	<div></div> 0.1%
8:33:00 AM		1	<div></div> 0.1%
8:35:00 AM		1	<div></div> 0.1%
8:37:00 AM		1	<div></div> 0.1%
8:41:00 AM		1	<div></div> 0.1%
8:45:00 PM		1	<div></div> 0.1%
8:48:00 AM		1	<div></div> 0.1%
8:51:00 AM		1	<div></div> 0.1%
8:52:00 AM		1	<div></div> 0.1%
8:53:00 AM		1	<div></div> 0.1%

# h_fin: Hour of the end of the interview			
Value	Label	Cases	Percentage
8:59:00 AM		1	<div></div> 0.1%
9:00:00 PM		2	<div></div> 0.1%
9:01:00 AM		1	<div></div> 0.1%
9:02:00 PM		1	<div></div> 0.1%
9:04:00 AM		1	<div></div> 0.1%
9:05:00 AM		1	<div></div> 0.1%
9:06:00 AM		1	<div></div> 0.1%
9:07:00 AM		2	<div></div> 0.1%
9:10:00 AM		1	<div></div> 0.1%
9:12:00 AM		4	<div></div> 0.3%
9:15:00 AM		1	<div></div> 0.1%
9:15:00 PM		2	<div></div> 0.1%
9:16:00 AM		1	<div></div> 0.1%
9:17:00 AM		1	<div></div> 0.1%
9:19:00 AM		2	<div></div> 0.1%
9:20:00 AM		2	<div></div> 0.1%
9:20:00 PM		1	<div></div> 0.1%
9:23:00 AM		1	<div></div> 0.1%
9:27:00 AM		2	<div></div> 0.1%
9:28:00 AM		1	<div></div> 0.1%
9:29:00 AM		1	<div></div> 0.1%
9:30:00 AM		4	<div></div> 0.3%
9:30:00 PM		2	<div></div> 0.1%
9:31:00 AM		3	<div></div> 0.2%
9:34:00		1	<div></div> 0.1%
9:36:00 AM		1	<div></div> 0.1%
9:37:00 AM		1	<div></div> 0.1%
9:40:00 AM		2	<div></div> 0.1%
9:42:00 AM		2	<div></div> 0.1%
9:43:00 AM		2	<div></div> 0.1%
9:47:00 AM		1	<div></div> 0.1%
9:48:00 AM		1	<div></div> 0.1%
9:49:00 AM		1	<div></div> 0.1%
9:50:00 PM		1	<div></div> 0.1%
9:51:00 AM		1	<div></div> 0.1%
9:54:00 AM		2	<div></div> 0.1%
9:55:00 AM		2	<div></div> 0.1%
9:57:00		1	<div></div> 0.1%
Warning: these figures indicate the number of cases found in the data file. They cannot be interpreted as summary statistics of the population of interest.			
# e1: This person was			
Information	[Type= discrete] [Format=numeric] [Range= 1-9999] [Missing=*]		
Statistics [NW/ W]	[Valid=1652 /-] [Invalid=14 /-]		
Source	Interviewer		
Pre-question	INTERVIEWER'S OBSERVATIONS – TO BE FILLED OUT AFTER THE INTERVIEW		

# e1: This person was			
Literal question		E1. This person was:	
Post-question		If e1 in 1 => Go to e2 (E2)	
Value	Label	Cases	Percentage
1	Easily persuaded to participate	1469	<div><div></div></div> 88.9%
2	A bit difficult to persuade	166	<div><div></div></div> 10.0%
3	Very difficult to persuade	17	<div><div></div></div> 1.0%
Sysmiss		14	
<i>Warning: these figures indicate the number of cases found in the data file. They cannot be interpreted as summary statistics of the population of interest.</i>			
# e1a: For what reason was she/he reluctant			
Information		[Type= discrete] [Format=character] [Missing=*]	
Statistics [NW/ W]		[Valid=183 /-]	
Universe		If e1 in 2, 3	
Source		Interviewer	
Literal question		E1A. For what reasons was he/she reluctant to participate? And which arguments enabled you to convince him/her in the end?	
Value	Label	Cases	Percentage
.b		38	<div><div></div></div> 20.8%
1.FIRSTABOUT THE TIME DURATION OF BETWEEN 1 TO 2 HOURS WAS TOO LONG FOR HIM. 2.WAS AFRAID THE INFORMATION WOULD BE USED AGAINST GHANAIA NS.		1	<div><div></div></div> 0.5%
A STUDY FROM LEGON.		1	<div><div></div></div> 0.5%
ACCORDING TO HIM, CATHOLIC PRIESTS ARE NOT SUPPOSED TO GRANT INTERVIEWS ON THEIR PERSONAL LIFE		1	<div><div></div></div> 0.5%
AFTER READING THROUGH THE 1ST PAGE WAS A BIT CONCERNED ABOUT THE QUESTIONS		1	<div><div></div></div> 0.5%
BECAUSE HE DID NOT HAVE HIS RESIDENCE		1	<div><div></div></div> 0.5%

e1a: For what reason was she/he reluctant

Value	Label	Cases	Percentage
PERMIT AND THOUGHT IT WAS FOR POLICE. I EXPLAINED THAT IT WAS FOR RESEARCH PURPOSES AND NOTHING WAS GOING TO THE POLICE			
BECAUSE SHE DID NOT HAVE THE TIME		1	0.5%
BECAUSE SHE JUST CAME BACK FROM WORK AND HAD A SORE THROAT. TOLD HER IT WON'T TAKE THAT LONG AND THAT ITS DIFFICULT GETTING HER AGAIN.		1	0.5%
BECAUSE THE INTERVIEWER CONTACTED HIM BY PHONE AND HE DIDN'T KNOW WHO HE WAS, BUT AFTER EXPLAINING WHO AND TELLING HIM WHO RECOMMENDED HIM HE FINALLY AGREED		1	0.5%
BY LETTING HER KNOW THAT IT IS PURELY FOR ACADEMIC PURPOSE AND NOTHING WILL LEAD TO HER AS HER FIRST NAME AND YEAR OF BIRTH WILL BE RECORDED AND NO ADDRESS		1	0.5%

e1a: For what reason was she/he reluctant

Value	Label	Cases	Percentage
CAUTIOUS AT WHICH QUESTIONS WERE GOING TO BE ASKED AND WHO THE QUESTIONNAIRE WOULD EVENTUALLY GO TO		1	0.5%
COMPLEMENTED ABOUT THE PURPOSE OF THE STUDY AND WHY HIM. I EXPLAINED THE ANONYMITY OF THE SURVEY TO HIM.		1	0.5%
CONCERNED IT WOULD TAKE LONG		1	0.5%
COULDN'T REMEMBER EVERYTHING		1	0.5%
DID NOT FIND THE TIME. I PROMISED TO DO WITHIN AN HOUR		1	0.5%
DID NOT HAVE THE REQUISITE DOCUMENTS TO STAY OR WORK IN THIS COUNTRY- AN OVER STAYER.		1	0.5%
DID NOT HAVE THE TIME		1	0.5%
DID NOT HAVE TIME. HE ALSO DID NOT TRUST THE INTERVIEWER		1	0.5%
DID NOT HAVE TIME. I PROMISED IT WAS NOT GOING TO TAKE A MAXIMUM OF 1 HOUR		1	0.5%
DID NOT NEED HER		1	0.5%

# e1a: For what reason was she/he reluctant			
Value	Label	Cases	Percentage
ACTUAL DATE OF BIRTH, I.E. DAY, MONTH AND YEAR. ONLY "YEAR". INTERVIEWED HER FRIEND FIRST			
DID NOT UNDERSTAND THE OBJECTIVE OF THE RESERACH		1	0.5%
DID NOT UNDERSTAND THE PURPOSE OF THE RESEARCH		1	0.5%
DID NOT WANT TO DISCLOSE HER CONFIDENT INFORMATION		1	0.5%
DOES NOT MANY PEOPLE TO KNOW ABOUT HER PERSONAL LIFE. FOR RESEARCH, CONFIDENTIAL IS ASSURED		1	0.5%
DURATION WAS A PROBLEM. WE AGREED TO HAVE THE INTERVIEW IN THE SHOP SO SHE WOULD NOT HAVE TO 'MAKE' TIME ESPECIALLY FOR INTERVIEW		1	0.5%
EGO REPETEDLY ASKED ME WHETHER ALL THE INFORMATION WOULD REMAIN ANNONYMOUS AND DECIDED TO GIVE PSEUDONAMES		1	0.5%

# e1a: For what reason was she/he reluctant			
Value	Label	Cases	Percentage
FOR SOME PEOPLE			
EGO WASN'T SURE IF HE WOULD BE ABLE TO ANSWER ALL THE QUESTIONS, DID THIS AS A FAVOUR TO ME		1	0.5%
FINDING TIME TO TAKE PANT WAS DIFFICULT		1	0.5%
FROM MY CONVERSATION WITH HER IT APPEARS SHE MIGHT LIKE TO GO BACK GHANA		1	0.5%
HAD TO EXPLAIN THE PURPOSE OF THE STUDY		1	0.5%
HAS NOT BEEN INFORMED EARLIER ON OR BEFORE THE INTERVIEW.		1	0.5%
HAS NOT BEEN NOTIFIED EARLIER		1	0.5%
HE COMPLAINED OF NOT HAVING TIME FOR INTERVIEW THAT WILL LAST FOR MORE THAN ONE HOUR. I PROMISED TO DO MY BEST TO FINISH EARLY		1	0.5%
HE CLAIMS HE DOES NOT HAVE A LOT OF TIME TO SPARE.		1	0.5%
HE DEMANDED THAT WE BUY HIM FOOD		1	0.5%

e1a: For what reason was she/he reluctant

Value	Label	Cases	Percentage
HE DID NOT HAVE MUCH TIME. HE WAS TOLD BY A PREVIOUS RESPONDENT THAT IT INVOLVED MUCH TIME. I EXPLAINED THE IMPORTANCE OF THE PROJECT.		1	0.5%
HE HAS NO MONEY		1	0.5%
HE HAS NOT BEEN NOTIFIED BEFORE THE INTERVIEW		1	0.5%
HE IS UNDOCUMENTED AND WAS THINKING IT CAN LEAD TO ESPOSING THE DOCUMENTS. TOLD HIM THAT NOTHING WILL LEAD TO HIM AND ALL THIS IS FOR STUDY PURPOSES AND THAT ALSO NAME AND ADDRESS WILL NEVER LEAD TO HIM.		1	0.5%
HE THINKS HE HAS NOT ENOUGH TIME FOR THIS AND WHY SHOULD I BE A PART OF SUCH A VENTURE. I TOLD HIM THERE IS NO WAY HE COULD BE TRACED SINCE HIS PERSONAL DETAILS REMAIN ANONYMOUS		1	0.5%
HE THOUGHT IT WAS GOING TO BE		1	0.5%

e1a: For what reason was she/he reluctant

Value	Label	Cases	Percentage
USED FOR MIGRATION PURPOSES. HE GAVE ME THE CHANCE TO DO AFTER THE EXPLANATION OF THE RESEARCH			
HE WANTED TO KNOW FOR WHAT THE RESULTS OF THE RESEARCH WOULD SERVE. HE WAS ALSO CONCERNED ABOUT THE CONFIDENTIAL OF THE RESPONSES		1	0.5%
HE WANTED TO UNDERSTAND WHY THIS STUDY ID BEING UNDERTAKEN. THE SIGNIFICANCE OF THE STUDY		1	0.5%
HE WAS A LITTLE BUSY		1	0.5%
HE WAS NOT AWARE OF THE PROJECT		1	0.5%
HE WAS NOT AWARE OF THE STUDY		1	0.5%
HE WAS PLANNING TO GO TO TOWN FOR A MEETING		1	0.5%
HE WAS PREPARING TO LEAVE FOR WORK		1	0.5%
HE WAS TIRED AND ALSO EVERYTHING ABOUT THE SURVEY IS HIS		1	0.5%
HE WAS TIRED OF TALKING		1	0.5%

e1a: For what reason was she/he reluctant

Value	Label	Cases	Percentage
HE WASN'T SURE OF WHERE I WAS COMING FROM. I HAD TO SHOW HIM MY ID CARD & LETTER OF INTRODUCTION TO GIVE CREDENCE TO WHAT I WAS CLAIMING		1	0.5%
I DON'T NEED HIS DAT OF BIRTH AND OTHER DEAILTS LIKE HIS HOME ADDRESS ETC.		1	0.5%
I ORIGINALLY INTENDED TO INTERVIEW EGO'S HUSBAND BUT ONLY REALISED BEFORE STARTING THE INTERVIEW TAHT HE DID NOT MEET ONE OF THE REQUIREMENT CRITERIA. WHEN EGO REALISED THAT SHE WAS ELIGIBLE, SHE WAS HAPPY TO HELP.		1	0.5%
I TOLD HER ABOUT THE POSSIBLE BENEFITS OF THE RESEARCH		1	0.5%
I TOLD HIM THERE WAS NOT ENOUGH INFORMATION AND THAT HIS EXPERIENCE WOULD BE EXTREMELY VALUABLE FOR THIS STUDY		1	0.5%
IMPORTANCE OF RESEARCH		1	0.5%

e1a: For what reason was she/he reluctant

Value	Label	Cases	Percentage
EXPLAINED TO HIM			
IMPORTANCE OF STUDY		1	0.5%
INITIALLY EGO DID NOT UNDERSTAND WHY I WAS CALLING HER AND DIDN'T WANT TO SPEAK TO ME. BUT AFTER I EXPLAINED WHO I WAS SHE AGREED TO SET UP AN INTERVIEW		1	0.5%
INTERVIEW WAS TOO LONG. CAME BY COUPLE OF TIMES, SP EVENTUALLY HE AGREED TO PARTICIPATE.		1	0.5%
INTERVIEWER HAD TO REASSURE HIM THAT INFORMATION GIVEN COULD NEVER BE TRACEABLE TO HIM. HE STILL CLAIMED IT IS TRACEABLE BUT IN THE END HE DECIDED TO TAKE PART		1	0.5%
IT IS TIME WASTING AND NO BENEFITS.		1	0.5%
IT WILL NOT BRING HIM MONEY, SAID IT WILL ONLY TAKE A WHIILE		1	0.5%
MATTER OF TRUST, WAS AFRAID OF QUESTIONS AND ANONIMTY		1	0.5%
MOSTLY RESEARCH TENDS TO BE WASTE		1	0.5%

e1a: For what reason was she/he reluctant

Value	Label	Cases	Percentage
OF TIME AND THAT NOTHING COMES OUT OF IT, I TOLD HIM THIS IS NOT ONE OF SUCH AND THAT SOMETHING POSITIVE WOULD COME OUT OF THIS.			
NO REASON, HE WOULDN'T TELL ME		1	0.5%
PERSONAL ISSUES		1	0.5%
PERSUADED HIM OF THE PURPOSE OF THE INTERVIEW		1	0.5%
RESPONDENT WAS RELUCTANT TO REVEAL PRIVATE INFORMATION AND REFUSED TO ANSWER SOME QUESTIONS AS PER HER RIGHTS		1	0.5%
SAID THE TIME FOR THE INTERVIEW WAS GOING TO BE TOO MUCH. INTERVIEWER ASSURED THAT IT WAS GOING TO BE SHORT AND PRECISE IF HE WENT STRAIGHT TO THE POINT		1	0.5%
SHE DID NOT AGREE TO DO THE LISTING AND HER YOUNGER SISTER WROTE HER NAME. I HAD TO EXPLAIN TO HER THAT WE WERE HARMLESS AND WAS JUST A STUDY		1	0.5%

# e1a: For what reason was she/he reluctant			
Value	Label	Cases	Percentage
AND NOT SAKAWA AS SHE CLAIMED. SHE WAS ALSO SCARED TO GIVE OUT ALL THOSE INFORMATION			
SHE DID NOT HAVE ENOUGH TIME TO SPEND, SINCE SHE CLAIMS SUCH SURVEYS TAKE ABOUT 2 HOURS TO COMPLETE		1	0.5%
SHE DID NOT KNOW ME SO WAS RELUCTANT. TOLD HER INRERVIEW INFORMATION WILL BE CONFIDENTIAL		1	0.5%
SHE DID NOT TELL US WHY SHE WONT PARTICIPATE UNTIL I TOLD HER WE ARE STUDENT'S UNDERTAKING A STUDY ON THE ESSENCE AND EFFECT OF MIGRATION. I OBSERVED THAT SHE JUST CAME OUT OF A RELATION WITH A MIGRANT SO SHE WAS SAD THROUGHOUT THE INTERVIEW		1	0.5%
SHE DIDN'T SEE THE REASON WHY I INTERVIEWED THE HEAD OF HOUSEHOLD AND STILL WANTED TO INTERVIEW HER TOO		1	0.5%

# e1a: For what reason was she/he reluctant			
Value	Label	Cases	Percentage
SHE DIDN'T WANT TO DISCLOSE ANYTHING ABOUT HERSELF		1	0.5%
SHE DOES NOT SEE THE NEED FOR THIS SURVEY. I CONVINCED HER THAT IT WILL BE USED FOR POLICY FORMULATION		1	0.5%
SHE DOESN'T SEE THE ESSENCE OF WASTING HER TIME TO ANSWER A QUESTIONNAIRE AND ALSO THE BENEFIT		1	0.5%
SHE FELT RESEARCH WAS A WASTE OF TIME. TOLD HER RESEARCH LIKELY TO HAVE AN IMPACT ON POLICY AND MAY IMPROVE THE CONDITIONS OF MIGRANTS		1	0.5%
SHE FELT SO LONG AS THE HEAD OF THE HOUSEHOLD HAS BEEN INTERVIEWED THERE IS NO NEED SHE IS ALSO INTERVIEWED. I TOLD HER IT IS DONE INDIVIDUALLY AND THE HEAD HAD TO COME IN AND ALSO CONVINCE HER.		1	0.5%
SHE HAD RESPONDED TO THE HOUSEHOLD QUESTIONNAIRE AND HAD COMPLAINED		1	0.5%

# e1a: For what reason was she/he reluctant			
Value	Label	Cases	Percentage
ABOUT IT BEING BULKY.			
SHE HAD TO PAY FOR HER MARRIAGE (SHOM) AND THOUGH DID DIVORCE THE PERSON WAS NOT GOING TO SOLVE INTO IT		1	0.5%
SHE HAS OR IS USING HER OWN NI NUMBER TO WORK. HER ARGUMENT IS THAT SHE IS NOT TAKING MONEY FROM THE SYSTEM BUT RATHER ADDING TO IT		1	0.5%
SHE IS TOO BUSY AND THINKS THAT IT IS A WASTE OF TIME		1	0.5%
SHE JUST WASN'T INTERESTED		1	0.5%
SHE SAID SHE WAS AFRAID I TOLD HER WE WERE STUDENTS AND HAD NO BAD INTENTION		1	0.5%
SHE SAID SHE WAS AFRAID. I TOLD HER WE ARE STUDENT AND AS SUCH THERE IS NO CAUSE TO FEAR		1	0.5%
SHE SAID SHE WAS SICK AND COULD NOT PARTICIPATE. BUT DID THE INTERVIEW BECAUSE SHE HAD HEARD ABOUT INTERVIEWER THROUGH FRIENDS		1	0.5%

e1a: For what reason was she/he reluctant

Value	Label	Cases	Percentage
SHE WAS A BIT RELUCTANT TO PARTAKE, BUT I MANAGE TO PERSUADE HER		1	0.5%
SHE WAS AFRAID. I TOLD HER WE WERE STUDENTS AND I HAVE ALREADY INTERVIEW HER MOTHER		1	0.5%
SHE WAS ATTENDING TO A FRIEND BUT I TOLD HER TO GRANT ME A NEW MINUTES		1	0.5%
SHE WAS BUSY AND DID NOT HAVE TIME. I CONVINCED HER BY TELLING HER WE'VE BEEN THERE TWICE AND NEVER MEET HER, SO SHE SHOULD KINDLY SPARE US SOME TIME.		1	0.5%
SHE WAS BUSY AND DID NOT HAVE TIME. I PLEASSED WITH HER TO SPARE ME SOME FEW MINUTE OF HER TIME		1	0.5%
SHE WAS HESISTATING AND GOING FALSE INFORMATION ABOUT THE COUNTRY THE HUSBAND RESIDES IN UNTIL WE TALKED FOR A LONG TIME TO		1	0.5%

e1a: For what reason was she/he reluctant

Value	Label	Cases	Percentage
ESTABLISH RAPORE. SHE SAID SHE WAS AFRAID BECAUSE THE HUSBAND HAD TOLD HER PEOPLE MIGHT COME UNDER COVER TO SYPHONE INFO			
SHE WAS IN A HURRY TO ATTEND A FUNERAL BUT I HAD TO PLEAD WITH HER TO CO- OPERATE		1	0.5%
SHE WAS JUST NOT INTERESTED.		1	0.5%
SHE WAS JUST RELUCTANT AND WAS DEMANDING MONEY. I TOLD HER WE ARE STUDENTS UNDERTAKING THIS STUDY AS PART OF OUR REQUIREMENT		1	0.5%
SHE WAS NOT AWARE OF THE STUDY AND SO WAS RELUCTANT I JUST EXPLIAN THE WHILE STUDY AND ITS ESSENCE TO HER		1	0.5%
SHE WAS NOT INFORMED BEFORE THE INTERVIEW		1	0.5%
SHE WAS NOT INTERESTED AND EVEN DENIED EVER LIVING OUTSIDE GHAT. I HAD TO TELL HER I AM A STUDENT AND WE ARE EMBARKING ON SOME		1	0.5%

e1a: For what reason was she/he reluctant

Value	Label	Cases	Percentage
STUDIES ON MIGRATION. EVEN WITH THAT SHE WAS NOT RESPONDING WELL TO SOME QUESTIONS.			
SHE WAS NOT READY TO GIVE OUT THE INFORMATION BECAUSE SHE WAS AFRAID OF "SAKAWA" I HAD TO PLEAD AND CONVINCE HER THE INTERVIEW HAD NOTHING TO DO WITH "SAKAWA".		1	0.5%
SHE WAS NOT SURE WHAT THE INFORMATION WAS GOING TO BE NEEDED FOR. THAT IT WILL ENABLE THE POLICY MAKERS SEE HOW MIGRANTS CONTRIBUTE TO THEIR NATION AND ALSO WHERE THEY LIVE		1	0.5%
SHE WAS SUSPICIOUS OF THE PURPOSE AND REMARKED SHE HAD TALKED TO OTHER GHANAIANS WHO DID NOT KNOW ABOUT THE SURVEY		1	0.5%
SHE WAS TIRED OF TALKING. I ONLY CONVINCED HER ON THE IMPORTANCY OF THE SURVEY		1	0.5%

e1a: For what reason was she/he reluctant

Value	Label	Cases	Percentage
TO INFORM POLICY MAKERS ON THE WAY FORWARD.			
SHE WASN'T INFORMED ABOUT THE SURVEY EARLIER TIME.		1	0.5%
SHE WASN'T VERY MUCH CONVINCED THAT THE INFORMATION SHE WAS GOING TO GIVE WILL BE KEPT AWAY FROM STATE AUTHORITIES. I HAD TO HANG ON MY INTEGRITY.		1	0.5%
SUSPICIOUS ABOUT THE MOTIVE OF THE RESEARCH WORK ESPECIALLY WITH THE UNIVERSITY OF GHANA AS A PARTNER		1	0.5%
TALKING ABOUT HIS NO OF PARTNERSHIPS IN MIGRATIONAL STATUS		1	0.5%
THAT IT WAS CONFIDENTIAL		1	0.5%
THAT WE SHOULD UNDERTAKE PROFITABLE STUDIES LIKE HOW GHANAIS CAN MIGRATE WITHOUT HAVING ANY PROBLEM AND THIS WILL BRING SOME BENEFIT TO THE GOVERNMENT JUST AS THE PHILIPPINES		1	0.5%

e1a: For what reason was she/he reluctant

Value	Label	Cases	Percentage
DO. I TOLD HER WE WILL TAKE HER SUGGESTION INTO CONSIDERATION AND T			
THAT WE WOULD KNOW WHY MOST GHANANIAN MIGRANTS ARE NOT SKILLED WORKERS AND BE ABLE TO HELP THEM		1	0.5%
THE INTERVIEW WILL BE OVER IN SOME FEW MINUTES		1	0.5%
THE INTERVIEW WILL TAKE SOME FEW MINUTES		1	0.5%
THE FACT THAT IT WAS ON IMMIGRATION ON THE ISSUES REGARDING HER PAST. I MADE HER TO UNDERSTAND WE DON'T WANT HIS ACTUAL DATE OF BIRTH JUST YEAR		1	0.5%
THE GIFT GIVING WAS VERY LITTLE HE NEEDED MONEY		1	0.5%
THE INTERVIEW WILL TAKE SOME FEW MINUTES		1	0.5%
THE INTERVIEWEE WAS INITIALLY SCEPTICAL ABOUT THE STUDY.		1	0.5%

e1a: For what reason was she/he reluctant

Value	Label	Cases	Percentage
BECAME HAPPY ONCE I EXPLAINED MORE AND GAVE HIM THE MAFE LEAFLET			
THE ISSUES ABOUT RELATIONSHIP SPOUSES AND VISA OR IMMIGRATION STATUS		1	0.5%
THE PERSON DID NOT UNDERSTAND WHY GHANIANS WERE CHOSEN INSTEAD OF NIGERIANS		1	0.5%
THE QUESTIONNAIRE WAS BULKY		1	0.5%
THE QUESTIONS ARE TOO MANY AND VERY PRIVATE. TO HELP IN PROPER PLANNING AND POLICIES.		1	0.5%
THE RESPONDANTS MOTHER WHO HAPPENS TO BE AN OLD LADY REALLY WANTED. DBS SURE OF WHERE AM COMING FROM THE ESSENCE OF THE INTERVIEW BY ALLOWING THE DAUGHTER, BECAUSE EXPERINCE.		1	0.5%
THE RESPONDED CLARIFIED ON HIS OWN ACCOUNT AT THE		1	0.5%

e1a: For what reason was she/he reluctant

Value	Label	Cases	Percentage
BEGINNING THAT HE WAS UNDOCUMENTED AND WANTED TO KNOW WHETHER THIS WAS A PROBLEM FOR ME. I SAID THAT MANY PEOPLE WERE IN HIS SITUATION AND INCLUDING HIS STORY WOULD HELP US REFLECT A REPRESENTAT			
THE TIMING FOR THE INTERVIEW		1	0.5%
THERE WAS NOTHING TO GAIN		1	0.5%
THINKING IT CAN BE TRACED TO HER . SHE WAS AGREED OF NEVER TO USE HER REAL NAME OR DATE OF BIRTH AND ADDRESS.		1	0.5%
THINKS SHE DOES NOT HAVE TIME TO SPEND LISTENING TO THESE QUESTIONS		1	0.5%
THIS IS A GUY I BOOKED APPOINTMENT: THREE TIMES BUT NEVER SUCCEDED TO HAVE HIM SIT IN INTERVIEW WITH ME. HE WAS A BIT APPREHENSIVE UNTIL I INSISTED ON CONFIDENTIAL AND STOOD ON MY INTEGRITY.		1	0.5%
THOUGHT THE QUESTION		1	0.5%

e1a: For what reason was she/he reluctant






















Value	Label	Cases	Percentage
WILL LEAD HER TO THE AUTHORITIES TO BE ARRESTED. INTERVIEWER WAS ABLE TO CONVINCE HER THAT IT WAS ONLZ FOR RESEARCH AND THAT AND THAT NOTHING WILL LEAD TO HER ADDRESS OR LAST NAME			
TIME FACTOR BUT HE FINALLY AGREED		1	0.5%
TIME TO DO INTERVIEW		1	0.5%
TOO BUSY. HAD TO USE PERSISTENT TO GET HER TO INTERVIEW		1	0.5%
TOO MUCH PERSONAL INFORMATION EXPOSED		1	0.5%
UNKNOWN		1	0.5%
WANTED TO KNOW MORE ABOUT WHAT THE INTERVIEW WAS FOR		1	0.5%
WANTED TO KNOW WHAT THIS INTERVIEW WAS FOR, AFTER EXPLANATION AGREED		1	0.5%
WANTED TO KNOW WHICH PURPOSE THE RESEARCH DOES HAVE		1	0.5%
WANTED TO UNDERSTAND THE PURPOSE OF THE INTERVIEW/ RESEARCH. I EXPLAINED		1	0.5%

# e1a: For what reason was she/he reluctant			
Value	Label	Cases	Percentage
IT TO HER, I.E. THE NEED FOR PROPER INFORMATION			
WAS BUSY		1	0.5%
WAS BUSY WITH BABI, I WILL NOT TAKE MUCH OF HER TIME.		1	0.5%
WAS NOT COMFORTABLE TO ABOUT GIVING HER LIFE HISTORY. I TOLD HER I DID NOT NEED HER ACTUAL DATE, I.E. DAY, MONTHA ETC BUT YEAR IS OK. EVENT MUST BE TRUE BUT CAN CHANGE NAMES OF CHARACTERS.		1	0.5%
WAS RELUCTANT TO PARTICIPATE INITIALLY, I CONVINCED HER TAHT IT WAS CONFIDENTIAL PRIVATE		1	0.5%
WAS SCEPTICAL ABOUT THE RESEARCHER. SHE THOUGHT THE INFORMATION WOULD BE USED FOR PRIVATE PURPOSES.		1	0.5%
WAS SUSPICIOUS OF THE PURUPOSE OF THE INTERVIEW, HER HUSBAND HAD TO CONVINCE		1	0.5%

# e1a: For what reason was she/he reluctant			
Value	Label	Cases	Percentage
HER TO PARTICIPATE			
WAS UNWILLING TO TELL ME HER PERSONAL INFORMATION. I TOLD HER ANY INFORMATION PROVIDED IS CONFIDENTIAL AND NOT TO ANY AUTHORITY		1	<div><div></div></div> 0.5%
WASN'T CONVINCED ENOUGH ABOUT THE WHOLE PROJECT		1	<div><div></div></div> 0.5%
WHY WOULD SOMEONE WANT SO MUCH INFORMATION? THAT IT WAS FOR OWN GOOD AND THAT OF GENERATIONS TO COME THAT POLICY MAKERS WOULD KNOW WHAT IS HAPPENING		1	<div><div></div></div> 0.5%
Warning: these figures indicate the number of cases found in the data file. They cannot be interpreted as summary statistics of the population of interest.			
# e2: The reception by the respondent was			
Information	[Type= discrete] [Format=numeric] [Range= 1-4] [Missing=*]		
Statistics [NW/ W]	[Valid=1644 /-] [Invalid=22 /-]		
Source	Interviewer		
Literal question	E2. The reception by the respondent was:		
Value	Label	Cases	Percentage
1	Very good over the entire interview	1447	<div><div></div></div> 88.0%
2	Good, but reluctant on certain questions	125	<div><div></div></div> 7.6%
3	Quite reluctant or suspicious over the entire duration of the interview	63	<div><div></div></div> 3.8%
4	Other	9	<div><div></div></div> 0.5%
Sysmiss		22	
Warning: these figures indicate the number of cases found in the data file. They cannot be interpreted as summary statistics of the population of interest.			
# e2r: On which questions the respondent was reluctant			
Information	[Type= discrete] [Format=character] [Missing=*]		
Statistics [NW/ W]	[Valid=125 /-]		

# e2r: On which questions the respondent was reluctant			
Universe		If e2 in 2	
Source		Interviewer	
Literal question		E2R. Which ones?	
Value	Label	Cases	Percentage
.b		8	<div></div> 6.4%
101-111		1	<div></div> 0.8%
2.1		1	<div></div> 0.8%
2.1 ON PARTNERS		1	<div></div> 0.8%
21		5	<div></div> 4.0%
23		1	<div></div> 0.8%
408		4	<div></div> 3.2%
408 FINANCE RELATED		1	<div></div> 0.8%
408 HE DIDNT FEEL COMFORTABLE SHARINGMONT EARNINGS AND CLAIMED NOT TO KNOW, DID NOT REFUSE		1	<div></div> 0.8%
408. P.25		1	<div></div> 0.8%
5		1	<div></div> 0.8%
706,408		1	<div></div> 0.8%
711,408		2	<div></div> 1.6%
ABOUT HIS PARTNER WHO IS DIVORCED		1	<div></div> 0.8%
ABOUT PARTNER AMOUNT PER MOUTH		1	<div></div> 0.8%
ABOUT RELATIONSHIP		1	<div></div> 0.8%
ABOUT THE ASSETS AND INCOME		1	<div></div> 0.8%
ACTIVITIES		1	<div></div> 0.8%
AMOUNT RECEIVED PER MONTH		1	<div></div> 0.8%
ANYTHING ABOUT THE PEOPLE ABROAD		1	<div></div> 0.8%
ASSETS		4	<div></div> 3.2%
ASSETS AND RELATIONSHIP		2	<div></div> 1.6%
ASSETS, RELATIONSHIP		1	<div></div> 0.8%

e2r: On which questions the respondent was reluctant

Value	Label	Cases	Percentage
ASSTETS AND MONEY/ INCOME		1	 0.8%
ASYLUM AND ASSETS INFORMATION		1	 0.8%
COLUMN 21 &23		1	 0.8%
COMMENTS AND TELEPHONE NR		1	 0.8%
DETAILS ABOUT RESIDENCY AND PERMITS		1	 0.8%
DID NOT SEE HOW ACCURATE ANSWER COULD BE GIVEN ABOUT INCOME AS A CHILD		1	 0.8%
EX PARTNER INFORMATION		1	 0.8%
FINANCE		3	 2.4%
FINANCE AND ASSETS		2	 1.6%
FINANCE QUESTIONS		1	 0.8%
FINANCIAL QUESTIONS		1	 0.8%
HIS JOB IN LONDON		1	 0.8%
HIS RELATIONSHIP PARTNERS		1	 0.8%
HISTORY OF ACTIVITY AND ASSETS		1	 0.8%
HOW HE CAME HERE		1	 0.8%
HOW SHE CAME TO HOLLAND		1	 0.8%
INCOME		1	 0.8%
INCOME QUESTIONS		1	 0.8%
KIND OF WORK IN ITALY, SALARY		1	 0.8%
M3		1	 0.8%
MODULE REGARDING HER ASSTETS		1	 0.8%

e2r: On which questions the respondent was reluctant





Value	Label	Cases	Percentage
MONETARY ISSUES		1	0.8%
NAME OF CHILDREN		3	2.4%
NAME OF DECEASED SON		1	0.8%
NAMES OF FAMILY MEMBERS		1	0.8%
NETWORKS.		1	0.8%
NUMBER OF PARTNERS		1	0.8%
P9 28 ABOUT ASSETS		1	0.8%
PARTNER RELATED		1	0.8%
PARTNERS		1	0.8%
PARTNERS AND ASSETS		1	0.8%
PARTNERS, WORK PERMIT		1	0.8%
PARTNERSHIP BEFORE HER FORMER HUSBAND		1	0.8%
PARTNERSHIPS		1	0.8%
PARTNERSHIPS PROPERTIES		1	0.8%
PERSONAL LIFE, REMEMBERING PAST TIMES		1	0.8%
PLACES SHE HAS STAYED		1	0.8%
PROPERTIES		1	0.8%
PROPERTY, HOUSING/ INCOME		1	0.8%
PROVIOUS PARNERS		1	0.8%
Q 100		1	0.8%
Q 408.		1	0.8%
Q0, QUESTIONS ON PARTNERS- WAS RELUCTANT TO DISCUSS PARTNER IN GHANA		1	0.8%
Q17F, Q17S, Q17A, Q626		1	0.8%

e2r: On which questions the respondent was reluctant

Value	Label	Cases	Percentage
Q23 AND HIS ATTEMPT TO MIGRATE TO SPAIN		1	<div></div> 0.8%
Q408 (A07) SHE CLAIMS NOT TO KNOW THE APPR. AMOUNT OF HER INCOME BECAUSE ALL MONEY (PROFIT) IS BEING INVESTED IN THE SHOP RIGHT AWAY.		1	<div></div> 0.8%
Q604, Q605		1	<div></div> 0.8%
QUE. 706		1	<div></div> 0.8%
QUESTIONS ABOUT HER TRIP OUTSIDE GHANA		1	<div></div> 0.8%
QUESTIONS ABOUT INCOME		1	<div></div> 0.8%
QUESTIONS ABOUT PARTNER AND RELATIVES ABROAD.		1	<div></div> 0.8%
QUESTIONS ABOUT PERMIT AND STAYS		1	<div></div> 0.8%
QUESTIONS ON ASSET		1	<div></div> 0.8%
QUESTIONS ON ASSETS		1	<div></div> 0.8%
QUESTIONS ON RELATIONSHIP ESPECIALLY ON FIRST ONE		1	<div></div> 0.8%
QUESTIONS TO PERSONAL PARTNERS		1	<div></div> 0.8%
REFUSED TO ANSWER SECTION ON PARTNERS		1	<div></div> 0.8%
RELATIONSHIP		1	<div></div> 0.8%
RELATIONSHIP IMMIGRATION STATUS		1	<div></div> 0.8%
RELATIONSHIP		6	<div></div> 4.8%

# e2r: On which questions the respondent was reluctant			
Value	Label	Cases	Percentage
RELATIONSHIP AND PARTNERS		1	<div><div></div></div> 0.8%
RELATIONSHIP AND RESIDENCE PERMITS		1	<div><div></div></div> 0.8%
RELATIONSHIP AND TRAVEL HISTORY		1	<div><div></div></div> 0.8%
RELATIONSHIP SALARIES/ ASSETS		1	<div><div></div></div> 0.8%
RESIDENCE AND WORK PERMITS AND FINANCES		1	<div><div></div></div> 0.8%
RESIDENT AND WORK PERMITS		1	<div><div></div></div> 0.8%
SALARIES		1	<div><div></div></div> 0.8%
SALARIES & INCOME QUES. 407		1	<div><div></div></div> 0.8%
SALARY LEVELS/ PARTNERS		1	<div><div></div></div> 0.8%
SPOUSE		1	<div><div></div></div> 0.8%
TELEPHONE NUMBER		1	<div><div></div></div> 0.8%
TELEPHONE NUMBER. A BIT DISTURBED		1	<div><div></div></div> 0.8%
VISA STATUS / RELATIONSHIP		1	<div><div></div></div> 0.8%
Warning: these figures indicate the number of cases found in the data file. They cannot be interpreted as summary statistics of the population of interest.			
# e2a: Specify the "Other" (e2)			
Information	[Type= discrete] [Format=character] [Missing=*]		
Statistics [NW/ W]	[Valid=9 /-] [Invalid=0 /-]		
Universe	If e2 in 4		
Source	Interviewer		
Literal question	E2. The reception by the respondent was: If "Other" => Specify		
Value	Label	Cases	Percentage
APPEARED VERY UNCONCENTRATED SO OFFERED A SECOND DRINK AND A BREAK		1	<div><div></div></div> 11.1%














# e2a: Specify the "Other" (e2)			
Value	Label	Cases	Percentage
DID NOT REMEMBER MOST AGES		1	<div></div> 11.1%
INITIALLY RELUCTANT WITH ANS. BUT FINALLY SHE VOLUNTARILY STARTED CO-OPERATING		1	<div></div> 11.1%
QUITE SUSPICIOUS OF CERTAIN QUESTIONS		1	<div></div> 11.1%
SHE WAS QUITE SUSPICIOUS FROM THE BEGINNING BUT COOPERATED LATER		1	<div></div> 11.1%
SLOW (TIRED)		1	<div></div> 11.1%
VERY LACKADAISIC ^A IN GIVING ANSWERS		1	<div></div> 11.1%
WAS REALLY AWKWARD IN ANSWERING SOME QUESTIONS (PARTNERSHIP ^A)		1	<div></div> 11.1%
WAS TIRED AND ANGRY		1	<div></div> 11.1%
Warning: these figures indicate the number of cases found in the data file. They cannot be interpreted as summary statistics of the population of interest.			
# e3_1: 1st language used in the interview			
Information	[Type= discrete] [Format=numeric] [Range= 1-9999] [Missing=*]		
Statistics [NW/ W]	[Valid=174 /-] [Invalid=1492 /-]		
Source	Interviewer		
Literal question	E3. In what language(s) did you conduct the interview? 1st language		
Value	Label	Cases	Percentage
0	Other	35	<div></div> 20.1%
21	English	31	<div></div> 17.8%
22	Akan	96	<div></div> 55.2%
23	Ga	11	<div></div> 6.3%
25	Hausa	1	<div></div> 0.6%
Sysmiss		1492	
Warning: these figures indicate the number of cases found in the data file. They cannot be interpreted as summary statistics of the population of interest.			
# e3_2: 2nd language used in the interview			
Information	[Type= discrete] [Format=numeric] [Range= 0-2147483624] [Missing=*]		

# e3_2: 2nd language used in the interview			
Statistics [NW/ W]		[Valid=14 /-] [Invalid=1652 /-]	
Source		Interviewer	
Literal question		E3. In what language(s) did you conduct the interview? 2nd language	
Value	Label	Cases	Percentage
0	Other	1	 7.1%
21	English	8	 57.1%
23	Ga	4	 28.6%
24	Ewe	1	 7.1%
Sysmiss		1652	
<i>Warning: these figures indicate the number of cases found in the data file. They cannot be interpreted as summary statistics of the population of interest.</i>			
# e3_3: 3rd language used in the interview			
Information		[Type= discrete] [Format=numeric] [Range= 0-2147483624] [Missing=*]	
Statistics [NW/ W]		[Valid=2 /-] [Invalid=1664 /-]	
Source		Interviewer	
Literal question		E3. In what language(s) did you conduct the interview? 3rd language	
Value	Label	Cases	Percentage
23	Ga	2	 100.0%
Sysmiss		1664	
<i>Warning: these figures indicate the number of cases found in the data file. They cannot be interpreted as summary statistics of the population of interest.</i>			
# e3a: Other language used in the interview			
Information		[Type= discrete] [Format=character] [Missing=*]	
Statistics [NW/ W]		[Valid=36 /-] [Invalid=0 /-]	
Source		Interviewer	
Literal question		E3. In what language(s) did you conduct the interview? If "Other" => Specify	
Value	Label	Cases	Percentage
DAGAARE		2	 5.6%
DANGBE		34	 94.4%
<i>Warning: these figures indicate the number of cases found in the data file. They cannot be interpreted as summary statistics of the population of interest.</i>			
# e4: Were any other person present during the interview			
Information		[Type= discrete] [Format=numeric] [Range= 0-1] [Missing=*]	
Statistics [NW/ W]		[Valid=1641 /-] [Invalid=25 /-]	
Source		Interviewer	
Literal question		E4. And were any other person(s) present during the interview?	
Post-question		If e4 in 0 => Go to e5 (E5)	
Value	Label	Cases	Percentage
0	No	1296	 79.0%
1	Yes	345	 21.0%
Sysmiss		25	
<i>Warning: these figures indicate the number of cases found in the data file. They cannot be interpreted as summary statistics of the population of interest.</i>			

# e4i: Did you have the impression she/he influenced the answers			
Information	[Type= discrete] [Format=numeric] [Range= 0-9999] [Missing=*]		
Statistics [NW/ W]	[Valid=333 /-] [Invalid=1333 /-]		
Universe	If e4 in 1		
Source	Interviewer		
Literal question	E4I. Did you have the impression that this presence influenced the respondent in his/her answers?		
Value	Label	Cases	Percentage
1	Yes, the entire questionnaire	20	<div><div></div></div> 6.0%
2	Yes, certain parts of the questionnaire	24	<div><div></div></div> 7.2%
3	No	289	<div><div></div></div> 86.8%
Sysmiss		1333	
Warning: these figures indicate the number of cases found in the data file. They cannot be interpreted as summary statistics of the population of interest.			
# e4q: On which questions the respondent was influenced			
Information	[Type= discrete] [Format=character] [Missing=*]		
Statistics [NW/ W]	[Valid=24 /-]		
Universe	If e4 in 1 If e4i in 2		
Source	Interviewer		
Literal question	E4Q. Which ones (specify the nb of the questions)?		
Value	Label	Cases	Percentage
.b		3	<div><div></div></div> 12.5%
101		1	<div><div></div></div> 4.2%
102B		1	<div><div></div></div> 4.2%
2.1, 23, 603, 604, 606, 614, COLUMN 11 AND 12		1	<div><div></div></div> 4.2%
A PERSON IN THE CAFE MADE THE ATTEMPT TO STEEL THE INTERVIEWER'S HAND BAG. SO I NEEDED TO GATHER MY THOUGHTS BEFORE PROCEEDING.		1	<div><div></div></div> 4.2%
ABOUT ASSETS		1	<div><div></div></div> 4.2%
ABOUT RELATIONSHIP		1	<div><div></div></div> 4.2%
ACTIVITIES AND ASSETS		1	<div><div></div></div> 4.2%
INCOME AND ASSETS		1	<div><div></div></div> 4.2%
MARRIAGE, DEATHS AND RELATIONSHIP		1	<div><div></div></div> 4.2%

# e4q: On which questions the respondent was influenced			
Value	Label	Cases	Percentage
ON TELEPHONE NUMBER		1	<div></div> 4.2%
Q301 - Q313		1	<div></div> 4.2%
QO - Q21		1	<div></div> 4.2%
QUES. 17P-313		1	<div></div> 4.2%
QUESTIONS ABOUT PARTNERS, QUESTIONS ABOUT MONEY		1	<div></div> 4.2%
QUESTIONS ON PREVIOUS RELATIONSHIP		1	<div></div> 4.2%
RELATIONSHIP		1	<div></div> 4.2%
RELATIONSHIP BECAUSE THE CURRENT PARTNER WAS AROUND		1	<div></div> 4.2%
RELATIONSHIP I.E. PARTNERS. HOWEVER, THE RESPONDENT SAID HIS LAST RELATIONSHIP BEFOR HIS WIFE ENDED WHEN HE WAS 19 YEARS OLD		1	<div></div> 4.2%
RELATIOSHIPS		1	<div></div> 4.2%
WHETHER YOU NEED WP TO BUY AND EXPORT		1	<div></div> 4.2%
WHILE THE MUSIC WAS OFF IN CAFE HE WAS ANSWERING QUESTIONS REGARDING ASSETS VERY QUIETLY		1	<div></div> 4.2%
Warning: these figures indicate the number of cases found in the data file. They cannot be interpreted as summary statistics of the population of interest.			
# e5: Where there any interruptions			
Information	[Type= discrete] [Format=numeric] [Range= 0-1] [Missing=*]		
Statistics [NW/ W]	[Valid=1584 /-] [Invalid=82 /-]		
Source	Interviewer		
Literal question	E5. Were there any interruptions?		










# e5: Where there any interruptions			
Value	Label	Cases	Percentage
0	No	1357	<div><div></div></div> 85.7%
1	Yes	227	<div><div></div></div> 14.3%
Sysmiss		82	
Warning: these figures indicate the number of cases found in the data file. They cannot be interpreted as summary statistics of the population of interest.			
# e5a: Specify (interruptions)			
Information	[Type= discrete] [Format=character] [Missing=*]		
Statistics [NW/ W]	[Valid=227 /-]		
Universe	If e5 in 1		
Source	Interviewer		
Literal question	E5A. Specify		
Value	Label	Cases	Percentage
.b		7	<div><div></div></div> 3.1%
1. GOT UP OCCASSIONAL TO ATTEND TO CUSTOMERS.		1	<div><div></div></div> 0.4%
1. INTERRUPTED BY FOOTBALL MATCH ON TELEVISION. 2. INTERRUPTED BY HUSBAND NOT TO GIVE OUT TELEPHONE NUMBER. HE DID NOT LIKE THE IDEA		1	<div><div></div></div> 0.4%
2		3	<div><div></div></div> 1.3%
2 SMALL VISITORS PLUS USE OF TOILET		1	<div><div></div></div> 0.4%
3 SHORT PHONE CALLS		1	<div><div></div></div> 0.4%
4 SHORT TELEPHONE CALLS		1	<div><div></div></div> 0.4%
6 TELEPHONE CALLS		1	<div><div></div></div> 0.4%
A BRIEF CHAT ON THE PHONE		1	<div><div></div></div> 0.4%
A BRIEF PHONE CALL		1	<div><div></div></div> 0.4%
A FEW AS COOKING FOR KIDS		1	<div><div></div></div> 0.4%
A FRIEND POPPED IN TO DISCUSS		1	<div><div></div></div> 0.4%

# e5a: Specify (interruptions)			
Value	Label	Cases	Percentage
SOME URGENT ISSUE			
A LITTLE BIT OF POLITICAL TALK ABOUT GHANA		1	 0.4%
A VISITOR CAME IN MIDWAY THROUGH INTERVIEW		1	 0.4%
AFTER 2 HOURS WE HAD NOT FINISHED AND FINISHED THE FOLLOWING DAY. IN ALL IT LASTED 4 HOURS		1	 0.4%
ANSWERING PHONE CALLS AND VISITORS		1	 0.4%
ANYTIME A CUSTOMER EXPRESSED INTEREST IN MERCHANDISE		1	 0.4%
ASKING THE WIFE TO HELP HIM RECOLLECT CERTAIN DATES		1	 0.4%
ATTEND TO DUTIES, BUT WAS NOT FOR LONG		1	 0.4%
ATTENDING TO HER HUSBAND AND HAS TO CONTINUE AFTER OVER ONE MONTH		1	 0.4%
ATTENDING TO PEOPLE		1	 0.4%
BREAK TO PREPARE FOOD FOR FAMILY		1	 0.4%
BRIEF INTERRUPTION BY FRIEND		1	 0.4%
CHILDREN		1	 0.4%
CHILDREN AND PHONE CALLS FOR		1	 0.4%

# e5a: Specify (interruptions)			
Value	Label	Cases	Percentage
APPOINTMENT TO DO HAIR			
CHILDREN WOKE UP TOWARDS THE END OF THE INTERVIEW AND OFTEN INTERRUPTED. WE TRIED NOT TO PAUSE TOO MUCH.		1	<div><div></div></div> 0.4%
CHILDRENS' PRESENCE DURING INTERVIEW		1	<div><div></div></div> 0.4%
CONVERSATION WITH OTHER PERSON PRESENT		1	<div><div></div></div> 0.4%
CONVERSATION WITH FAMILY MEMBERS		1	<div><div></div></div> 0.4%
COOKING DINER, PHONE CALL		1	<div><div></div></div> 0.4%
DINNER AND PHONECALLS		1	<div><div></div></div> 0.4%
DISCUSSED ABOUT EX-HUSBAND WITH FRIENDS		1	<div><div></div></div> 0.4%
DISCUSSION WITH FRIENDS		1	<div><div></div></div> 0.4%
DRINK BEER BEFORE HE COULD CONTINUE		1	<div><div></div></div> 0.4%
DUE TO POOR LIGHTNING CONDITIONS		1	<div><div></div></div> 0.4%
EDUCATION HISTORY		1	<div><div></div></div> 0.4%
EGO HAD A VISITOR. WE HAD A BREAK AND CONTINUED THE FOLLOWING WEEK		1	<div><div></div></div> 0.4%
EGO MADE THREE SHORT PHONECALLS TO FRIENDS IN ORDER		1	<div><div></div></div> 0.4%






















# e5a: Specify (interruptions)			
Value	Label	Cases	Percentage
TO VERIFY SPECIFIC DATES IN QUESTIONNAIRE			
FEED CHILD		1	<div><div></div></div> 0.4%
FEEDING HER BABY		1	<div><div></div></div> 0.4%
FEW PHONE CALLS AND TALKS WITH THOSE AROUND		1	<div><div></div></div> 0.4%
FOUR SHORT TELEPHONE CONVERSATIONS		1	<div><div></div></div> 0.4%
FREQUENT BUT SHORT TELEPHONE CALLS		1	<div><div></div></div> 0.4%
FRIENDS		1	<div><div></div></div> 0.4%
HAD TO GO TO THE SHOP		1	<div><div></div></div> 0.4%
HAD TO PICK UP HER SON FROM SCHOOL		1	<div><div></div></div> 0.4%
HAD TO SOMETIMES TALK TO HER GRANDCHILDREN		1	<div><div></div></div> 0.4%
HAD TO STOP AND CONTINUE BECAUSE HE WAS BUSY		2	<div><div></div></div> 0.9%
HANDY MAN		1	<div><div></div></div> 0.4%
HE HAD A PHONE CALL AND A VISITOR. THE FIRST DAY THERE WERE 2 MAIN INTERRUPTIONS - EMERGENCY EVACUATION AND FAMILY ERRAND		1	<div><div></div></div> 0.4%
HE HAD ANOTHER APPOINTMENT SO WE HAD TO RUSH		1	<div><div></div></div> 0.4%
HE HAD PHONE CALLS		1	<div><div></div></div> 0.4%
HE HAD TO ANSWER FOUR PHONE CALLS		1	<div><div></div></div> 0.4%

# e5a: Specify (interruptions)			
Value	Label	Cases	Percentage
HE HAD TO ATTEND AN ASSOCIATION		1	<div><div></div></div> 0.4%
HE HAD TO HELP ONE OF HIS CHILDREN WITH HIS HOMEWORK		1	<div><div></div></div> 0.4%
HE RECEIVED A FEW PHONE CALLS		1	<div><div></div></div> 0.4%
HE TOOK A CALL ON HIS CELL AND MADE A CALL		1	<div><div></div></div> 0.4%
HE WANTED TO SAY MUCH ABOUT HIS FAMILY IN UK		1	<div><div></div></div> 0.4%
HE WAS BUSY ROASTING MEAT		1	<div><div></div></div> 0.4%
HE WAS GOING FOR A FUNERAL SO HE HAD TO EXCUSE HIMSELF TO DRESS UP		1	<div><div></div></div> 0.4%
HE WAS MANNING A SHOP AND IT WAS BUSY		1	<div><div></div></div> 0.4%
HE WAS WORKING AND HAD TO STOP TO ATTEND THE PEOPLE		1	<div><div></div></div> 0.4%
HER FRIEND DID WELL BY REASSURING HER AT TIMES, I FOUND IT DISRUPTIVE		1	<div><div></div></div> 0.4%
HER LITTLE BABY FREQUENTLY TOOK HER ATTENTION AWAY FROM THE EVENT		1	<div><div></div></div> 0.4%
HER LITTLE GIRL OCCASIONALLY DID SOMETHING TO DISTRACT US! EITHER SHE NEEDED		1	<div><div></div></div> 0.4%

# e5a: Specify (interruptions)			
Value	Label	Cases	Percentage
SOME COOKIES, DRINKS OR ANYTHING THAT WOULD CATCH HER MOTHERS ATTENTION			
HER TWO LITTLE DAUGHTERS FREQUENTLY INTERRUPTED US.		1	 0.4%
HIS FIRST SON KEPT INTERRUPTING THE INTERVIEWS BECAUSE HE NEED HIS DADDY'S ATTENTION		1	 0.4%
HOUSING C6, FAMILY HISTORY		1	 0.4%
HOUSING, ACTIVITY		1	 0.4%
HUSBAND NEVER LIKED THE QUESTIONS ON WIFE'S PERMIT'S STATUS. SOME HOW SUSPICIOUS		1	 0.4%
INTERREUPTIO BY SON		1	 0.4%
INTERRUPTION DUE TO CHILDREN. EGO BROUGH CHILDREN DURING THE INTERVIEW		1	 0.4%
INTERVIEW WAS IN SHOP DURING OPENING HOURS, SO GOT INTERRUPTED QUITE FREQUENTLY AND WE TOOK A 25 MIN. BREAK		1	 0.4%
INTERVIEW WAS PAUSED ON 05/06/09 AND		1	 0.4%














# e5a: Specify (interruptions)			
Value	Label	Cases	Percentage
RESUMED ON 15/06/06 DUE TO INTERVIEWEE FATIGUE			
KIND OF WORK IN ITALY		1	<div><div></div></div> 0.4%
LOUD MUSIC WAS EBING PLAYED		1	<div><div></div></div> 0.4%
LUNCHBREAK FOR 30 MIN		1	<div><div></div></div> 0.4%
MOBILE PHONE CALLS		1	<div><div></div></div> 0.4%
MOBILE PHONE CALLS/ CONVERSATION WITH OTHER PEOPLE		1	<div><div></div></div> 0.4%
NEEDED TO TAKE CARE OF CHILD		1	<div><div></div></div> 0.4%
NORMAL CONVERSATION BETWEEN US		1	<div><div></div></div> 0.4%
NOT VERY FREQUENT PHONE CALL		1	<div><div></div></div> 0.4%
OCCASIONAL INTERRUPTION FROM HER HUSBAND		1	<div><div></div></div> 0.4%
OCCASIONAL PHONE CALLS		1	<div><div></div></div> 0.4%
OCCASIONAL PHONE CALLS BY RESPONDENT		1	<div><div></div></div> 0.4%
ON TELEPHONE NUMBER. HUSBAND WAS ANGRY AT ME. I FELT VERY BAD.		1	<div><div></div></div> 0.4%
ONE PHONE CALL ON THE MOBILE		1	<div><div></div></div> 0.4%
ONE SHORT PHONECALL ON THE LAND LINE		1	<div><div></div></div> 0.4%
ONE TELEPHONE CALL FROM GHANA		1	<div><div></div></div> 0.4%

e5a: Specify (interruptions)
















Value	Label	Cases	Percentage
ONE TEXT MESSAGE RECEIVED BY INTERVIEWEE		1	 0.4%
PAUSED FOR A WHILE. WAS TIRED AFTER WORK.		1	 0.4%
PG 23		1	 0.4%
PHONE		1	 0.4%
PHONE CALL		4	 1.8%
PHONE CALL (THOUGH SHORT INTERRUPTION		1	 0.4%
PHONE CALL AND PREPARE COFFEE		1	 0.4%
PHONE CALL, CHILD AND SPOUSE		1	 0.4%
PHONE CALL/ FRIEND		1	 0.4%
PHONE CALLS		20	 8.8%
PHONE CALLS AND FRIENDS VISITS		1	 0.4%
PHONE CALLS AND SHE HAD TO ATTEND THE CHILDREN		1	 0.4%
PHONE CALLS AND SMALL KITCHEN CHORES		1	 0.4%
PHONE CALLS ATTENDING TO VISITORS		1	 0.4%
PHONE CALLS RECEIVING		1	 0.4%
PHONE, MAKING DINNER		1	 0.4%
PHONECALLS		1	 0.4%
PICK CALLS ON HER CELL PHONE		1	 0.4%
PICK PHONE CALLS FROM GHANA		1	 0.4%
PICKING CALLS AND ATTENDING TO A VISITOR		1	 0.4%
PICKING OF CALLS		1	 0.4%

# e5a: Specify (interruptions)			
Value	Label	Cases	Percentage
PICKING UP MY CALLS		1	 0.4%
POWER CUT IN THE VENUE CONDUCTING INTERVIEW		1	 0.4%
RECEIVED VISITORS BRIEFLY		1	 0.4%
RESPONDENT HAD TO PREPARE DINNER FOR THE CHILDREN		1	 0.4%
RESPONDENT HAD TO STOP AND ATTENT TO CUSTOMERS		1	 0.4%
RESPONDENT HAS TO RECEIVES A LOT OF CALLS		1	 0.4%
RESPONDENT RECEIVED PHONE CALL		1	 0.4%
RESPONDENT TO ATTEND TO FRIENDS AT VARIOUS POINTS OF INTERVIEW		1	 0.4%
RESPONDENT WAS TIRED AND WANTED TO SLEEP		1	 0.4%
SEVERAL CUSTOMERS TROOPED IN FROM TIME TO TIME		1	 0.4%
SHE FELT TIRED AFTER TWO HOURS AND I HAD TO COME BACK THE FOLLOWING WEEK IN ORDER FOR US TO FINISH		1	 0.4%
SHE GET UP AND WENT TO THE ROOM FOR ABOUT FIVE MINUTE.		1	 0.4%
SHE GOES TO THE KITCHEN		1	 0.4%

# e5a: Specify (interruptions)			
Value	Label	Cases	Percentage
AND COMES BACK.			
SHE HAD TO ATTEND TO CUSTOMERS		1	<div><div></div></div> 0.4%
SHE HAD TO ATTEND TO HER CCUSTOMERS.		1	<div><div></div></div> 0.4%
SHE HAD TO ATTEND TO HER GRANDCHILDR		1	<div><div></div></div> 0.4%
SHE HAD TO ATTEND TO HER SON		1	<div><div></div></div> 0.4%
SHE HAD TO ATTEND TO HIS SON'S NEED		1	<div><div></div></div> 0.4%
SHE HAD TO EAT HER DINNER		1	<div><div></div></div> 0.4%
SHE HAD TO GO FOR A PARTY		1	<div><div></div></div> 0.4%
SHE HAD TO SEE TO THE NEEDS OF HER CHILDREN		1	<div><div></div></div> 0.4%
SHE HAD TO SERVE CUSTOMERS		1	<div><div></div></div> 0.4%
SHE HAD TO SERVE HER HUSBAND THE DINNER		1	<div><div></div></div> 0.4%
SHE HAD TO TALK TO HER KIDS		1	<div><div></div></div> 0.4%
SHE HAD TO USE 30 MINUTES TO FEED HER DOUGHTER		1	<div><div></div></div> 0.4%
SHE HAS TO SE TO A CUSTOMER AND CAME BACK		1	<div><div></div></div> 0.4%
SHE RECEIVED CALLS AND HAD TO ATTED TO HER CUSTOMER		1	<div><div></div></div> 0.4%

# e5a: Specify (interruptions)			
Value	Label	Cases	Percentage
SHE RECEIVED SEVERAL PHONE CALLS AND ALSO ONCE A WHILE DASHED INTO HER KITCHEN TO TAKE CARE OF SOME THINGS ON THE FIRE		1	 0.4%
SHE WAS BUSY WITH BABIES		1	 0.4%
SHE WAS RECEIVING SO MANY PHONE CALLS		1	 0.4%
SHE WAS SALLING		1	 0.4%
SHE WAS TIRED AND THOUGHT SHE WAS BEING INVESTIGATED DEEPLY.		1	 0.4%
SHE WENT TO PICK UP HER SON (20 MIN INTO IT)		1	 0.4%
SHORT BUT FREQUENT PHONE CALLS		1	 0.4%
SMALL TOILET/ MAKE TEA/ TELEPHONE CALL		1	 0.4%
SO MANY PHONE CALLS		1	 0.4%
SOMETIMES ATTENDED TO A BABY GIRL OR NURSING BABY.		1	 0.4%
STOP TO ATTEND TO OTHER ISSUES		1	 0.4%
TALKED A LITTLE BIT ABOUT HOW SHE MISSES HER SON, THE FOOD, THE WEATHER, ETC.		1	 0.4%
TALKED ABOUT		1	 0.4%

# e5a: Specify (interruptions)			
Value	Label	Cases	Percentage
CONSEQUENCE OF MIGRATION			
TALKED ABOUT HIS EXPERIENCE AS AB IMMIGRATION OFFICER		1	0.4%
TALKING ABOUT HIS CHILDREN		1	0.4%
TALKING WITH OTHER PERSON		1	0.4%
TELEPHONE CALL AS NOTED		1	0.4%
TELEPHONE CALLS		3	1.3%
TELEPHONE CALLS AND IRRELEVANT CONVERSATION OUTSIDE THE INTERVIEW		1	0.4%
TELEPHONE. KIDS MADE NOISE BECAUSE THEY DIDNT WANT TO SLEEP		1	0.4%
TEXT MESSAGE AND A PHONE CALL		1	0.4%
THE DAUGHTER NEEDED ATTENTION AND HE HAD TO ATTEND HER		1	0.4%
THE OTHERS WANTED TO KNOW WHAT THE INTERVIEW IS FOR		1	0.4%
THE RESPONDENT HAS TO GO AND PRAY.		1	0.4%
THIS IS A BUSY YOUNG MAN WITH FAMILY AND OTHER RESPONSIBILITIES AS A		1	0.4%

# e5a: Specify (interruptions)			
Value	Label	Cases	Percentage
RESULT THE CHILDREN INTERRUPTED A LOT. BESIDES HE RESPONDED TO PHONE CALLS AND ONCE A WHILE WENT TO THE KITCHEN TO HELP HIS WIFE. AS SUCH I HAD TO DO THIS INTERVIEW IN 2 PHAS			
TIME BREAK		1	 0.4%
TIME OUT TO EAT. ATTEND TO HIS SON AND WIFE.		1	 0.4%
TO ATTEND TO CUSTOMERS		1	 0.4%
TO ATTEND TO VISITORS		1	 0.4%
TO CONVINCE HER OF CONFIDENTIAL		1	 0.4%
TO DRINK AND RECEIVE A TELEPHONE CALL		1	 0.4%
TO EAT AND PREPARE FOOD		1	 0.4%
TO GO AND DRESS UP FOR WORK		1	 0.4%
TO GO TO TOWN		1	 0.4%
TO MAKE A CALL		1	 0.4%
TO MAKE PHONE CALLS		1	 0.4%
TO TAKE CARE OF FAMILY		1	 0.4%
TO TAKE HIS MEAL		1	 0.4%
TO TAKE TELEPHONE CALLS AND TO OPEN DOOR		1	 0.4%
TO WASH CLOTHINGS		1	 0.4%

# e5a: Specify (interruptions)			
Value	Label	Cases	Percentage
TOILET BREAK		1	0.4%
TOILET BREAK, PHONE CALLS		1	0.4%
TWO BRIEF TELEPHONE CALLS		1	0.4%
UNFORTUNATE WE WERE IN GHANIAN BAR/ RESTAURANT WHERE FOTBALL MATCH WAS ON THAT TIME		1	0.4%
VISIT BY A FRIEND		1	0.4%
WAS TIRED AFTER ONE HOUR		1	0.4%
WAS TIRED AND HAS TO ATTEND TO OTHER ISSUES		1	0.4%
WAS TOO TIRED TO CONTINUE		1	0.4%
WATCHING A FOOTBALL MATCH AND FEW PHONE CALLS		1	0.4%
WE HAD TEA AND CAKE		1	0.4%
WE HAD TO STOP AND CONTINUE LATER		1	0.4%
WE HAD TO STOP BECAUSE HE WAS BUSY		1	0.4%
WENT TO BATHROOM		1	0.4%
WENT TO LOOK FOR DOCUMENTS TO CONFIRM HIS EDUCATIONAL TRAVELLING PERIODS		1	0.4%
WHEN CUSTOMERS COME TO STAKE LOTTO HE HAD TO		1	0.4%

# e5a: Specify (interruptions)			
Value	Label	Cases	Percentage
ATTEND TO THEM			
WIFE INTERRUPTED DURING QUESTIONS ON RELATIONSHIP		1	<div><div></div></div> 0.4%
once in a while one of her children cried and she had to check out what was wrong		1	<div><div></div></div> 0.4%
Warning: these figures indicate the number of cases found in the data file. They cannot be interpreted as summary statistics of the population of interest.			
# e6: Was the respondent's general comprehension of the questions...			
Information	[Type= discrete] [Format=numeric] [Range= 1-3] [Missing=*]		
Statistics [NW/ W]	[Valid=1651 /-] [Invalid=15 /-]		
Source	Interviewer		
Literal question	E6. According to you, was the respondent's general comprehension of the questions:		
Value	Label	Cases	Percentage
1	Very good	1246	<div><div></div></div> 75.5%
2	Adequate, but not perfect	396	<div><div></div></div> 24.0%
3	Bad	9	<div><div></div></div> 0.5%
Sysmiss		15	
Warning: these figures indicate the number of cases found in the data file. They cannot be interpreted as summary statistics of the population of interest.			
# e7: Did the respondent have problems answering certain questions			
Information	[Type= discrete] [Format=numeric] [Range= 0-1] [Missing=*]		
Statistics [NW/ W]	[Valid=1651 /-] [Invalid=15 /-]		
Source	Interviewer		
Literal question	E7. And did the respondent have problems answering certain questions?		
Value	Label	Cases	Percentage
0	No	1488	<div><div></div></div> 90.1%
1	Yes	163	<div><div></div></div> 9.9%
Sysmiss		15	
Warning: these figures indicate the number of cases found in the data file. They cannot be interpreted as summary statistics of the population of interest.			
# e7d: On which questions the respondent had problems			
Information	[Type= discrete] [Format=character] [Missing=*]		
Statistics [NW/ W]	[Valid=163 /-]		
Universe	If e7 in 1		
Source	Interviewer		
Literal question	E7D. Which ones? N°		
Value	Label	Cases	Percentage
.b		14	<div><div></div></div> 8.6%
109		1	<div><div></div></div> 0.6%
111 (P2)		1	<div><div></div></div> 0.6%

















e7d: On which questions the respondent had problems

Value	Label	Cases	Percentage
2		2	<div><div></div></div> 1.2%
2.1		3	<div><div></div></div> 1.8%
21		1	<div><div></div></div> 0.6%
21 AND ASSETS		1	<div><div></div></div> 0.6%
21, 11 AND 12		1	<div><div></div></div> 0.6%
301D (H01+H02)		1	<div><div></div></div> 0.6%
313 408		1	<div><div></div></div> 0.6%
313, 408 (A02), 513 (AS03)		1	<div><div></div></div> 0.6%
408		8	<div><div></div></div> 4.9%
408 - INCOME RELATED		1	<div><div></div></div> 0.6%
408 A07		1	<div><div></div></div> 0.6%
408 FINANCE RELATED		1	<div><div></div></div> 0.6%
408 FOR A04 ON PG 25		1	<div><div></div></div> 0.6%
408 INCOME		1	<div><div></div></div> 0.6%
408 ON PG 25 ARE ESTIMATES		1	<div><div></div></div> 0.6%
408 P.27		1	<div><div></div></div> 0.6%
408, 2-1		1	<div><div></div></div> 0.6%
408, A02		1	<div><div></div></div> 0.6%
408, INCOME, M3 - IMMIGRATION OF EX PARTNER		1	<div><div></div></div> 0.6%
408, P.25		1	<div><div></div></div> 0.6%
408, PG 25		1	<div><div></div></div> 0.6%
408, Q12		1	<div><div></div></div> 0.6%
408, Q19E		1	<div><div></div></div> 0.6%
408P.25,27		1	<div><div></div></div> 0.6%
706,408		1	<div><div></div></div> 0.6%
711, FINANCE(408)		1	<div><div></div></div> 0.6%
711,408		1	<div><div></div></div> 0.6%
ABOUT ASSETS		1	<div><div></div></div> 0.6%
ABOUT ASSETS AND INCOME		1	<div><div></div></div> 0.6%
ABOUT INCOME 408		1	<div><div></div></div> 0.6%
ABOUT THE ASSETS		1	<div><div></div></div> 0.6%
AGE		1	<div><div></div></div> 0.6%




























e7d: On which questions the respondent had problems

Value	Label	Cases	Percentage
AGE AND FAMILY ISSUES		1	0.6%
AGES OF CHILDREN		1	0.6%
ALL QUESTION BECAUSE SHE DID NOT SEE WHY SHE SHOULD BE GIVEN US PERSONAL INFORMATION		1	0.6%
ASSETS		4	2.5%
ASSETS 2.1		1	0.6%
COL 2.1/2.2/ COL .5		1	0.6%
COLUMN 2.1		1	0.6%
COLUMN 2.1, DID NOT WNAT TO TALK ABOUT PARTNERS		1	0.6%
COLUMN 3.1 AND 3.2, ASSET OWNED		1	0.6%
COLUMN 3.1, 408 FOR AITO AS COULD NOT REMEMBER EXACT INCOME		1	0.6%
COLUMN 4		1	0.6%
COULD NOT REMEMBER WHAT SHE WAS EARNING WHEN WORKING FOR HER PARENTS		1	0.6%
CURRENT/ PREVIOUS ASSETS		1	0.6%
DATES OF ACTIVITIES		1	0.6%
DETAILS OF NAMES OF FAMILY & OUS, 408		1	0.6%
DIDN'T KNOW MUCH ABOUT THE HUSBANDS TRAVELING		1	0.6%

e7d: On which questions the respondent had problems

Value	Label	Cases	Percentage
EARNINGS PER MONTH-DIDN'T REMEMBER		1	 0.6%
FINANCE AND ASSETS		1	 0.6%
FINANCIAL		1	 0.6%
FORGOT 408		1	 0.6%
FOUND IT DIFICULT RE		1	 0.6%
GIVING OF THE EXACT AGE		1	 0.6%
HE HAD TO RECOLLECT CERTAIN INFORMATION		1	 0.6%
HER AGE, AREAS STAYED & YEARS SHE MOVED		1	 0.6%
HER RESIDENCE AND WORKING PURPOSES		1	 0.6%
HESITATED A BIT- RESIDENCE AND WORK		1	 0.6%
HOUSING HISTORY AND CURRENT ECONOMI ACTIVITIES		1	 0.6%
IDEA ABOUT WHEN SOME EVENTS TOOK PLACE		1	 0.6%
INCOME		1	 0.6%
INCOME, PROPERTY		1	 0.6%
INTERVIEW PAUSED AT 1217 DUE TO THEEGO'S COMMITMENTS RE-CONVINCED AT 2145.		1	 0.6%
M 1, COLUMN 4 (YEARS OF FATHER'S TRAVEL) ALSO HOW MUCH INCOME SHE RECEIVED		1	 0.6%

e7d: On which questions the respondent had problems

Value	Label	Cases	Percentage
AS WORKING HAS NEVER BEEN CONSISTENT			
M1 YEAR SHE LEFT FOR U.K		1	 0.6%
M3		1	 0.6%
ON IMMIGRATION AND RELIOnSHIP		1	 0.6%
P.25 Q.408		1	 0.6%
PARTNER		1	 0.6%
PARTNERS		2	 1.2%
PARTNERSHIP, RESIDENT/ WORK PERMIT		1	 0.6%
PARTNERSHIPS & CHILDREN		1	 0.6%
PREVIOUS RELATIONSHIP		1	 0.6%
PROPERTIES		1	 0.6%
Q 17A		1	 0.6%
Q 19E		1	 0.6%
Q.408		1	 0.6%
Q10 408		1	 0.6%
Q10 ON PG 6		1	 0.6%
Q14A		1	 0.6%
Q17P, Q175		1	 0.6%
Q19		1	 0.6%
Q40 ID Q408 D		1	 0.6%
Q406		1	 0.6%
Q408 (A07) IN GENERAL DIFFICULT TO REMEMBER PRECISE DATES OF EVENTS		1	 0.6%
Q605, Q605, Q610		1	 0.6%
Q8, Q10, Q14		1	 0.6%
QUESTION 305 AND 408		1	 0.6%
QUESTION ABOUT THE CURRENT PARTNER		1	 0.6%
QUESTION ON RELATIONSHIP		1	 0.6%
QUESTION THAT HAS		1	 0.6%

e7d: On which questions the respondent had problems

Value	Label	Cases	Percentage
TO DO WITH DATES			
QUESTION, WITH RATES		1	<div><div></div></div> 0.6%
QUESTIONS ON ABSENT MIGRANT		1	<div><div></div></div> 0.6%
QUESTIONS ON ASSETS		2	<div><div></div></div> 1.2%
QUESTIONS ON COL.4		1	<div><div></div></div> 0.6%
QUESTIONS ON PARTNERS		1	<div><div></div></div> 0.6%
QUESTIONS ON RELATIONSHIP PARTNERS		1	<div><div></div></div> 0.6%
QUESTIONS WITH DATES		5	<div><div></div></div> 3.1%
REASONS FOR MIGRATION		1	<div><div></div></div> 0.6%
RECOLLECTION OF DATES		1	<div><div></div></div> 0.6%
RELATIONSHIP		2	<div><div></div></div> 1.2%
RELATIONSHIP AND SALARY		1	<div><div></div></div> 0.6%
RELATIONSHIP FINANCE		1	<div><div></div></div> 0.6%
RELATIONSHIP		6	<div><div></div></div> 3.7%
RELATIONSHIP & CHILDREN		1	<div><div></div></div> 0.6%
RELATIONSHIP AND RESIDENCE PERMITS		1	<div><div></div></div> 0.6%
RELATIONSHIP AND RESIDENCY		1	<div><div></div></div> 0.6%
RELATIONSHIP SALARIES/ ASSETS		1	<div><div></div></div> 0.6%
REMEMBERING INCOME		1	<div><div></div></div> 0.6%
REMEMBERING SPECIFIC DATES		1	<div><div></div></div> 0.6%
RESIDENCE AND WORK PERMITS		1	<div><div></div></div> 0.6%
RESIDENCE PERMIT-HAD TO MENTION A MARRIAGE FOR PAPERS, WAS EMBARRASSED		1	<div><div></div></div> 0.6%

# e7d: On which questions the respondent had problems			
Value	Label	Cases	Percentage
SALARY/ PARTNERS		1	<div></div> 0.6%
SPOUSES AND VISA ISSUES		1	<div></div> 0.6%
STAYING AND WORKING PERMITS		1	<div></div> 0.6%
TELEPHONE NUMBER		1	<div></div> 0.6%
THE WORK SHE IS DOING AND HOW SHE CAME HERE		1	<div></div> 0.6%
THOSE DEALING WITH DATES.		1	<div></div> 0.6%
THOSE WITH DATES		1	<div></div> 0.6%
VISA, WORK PERMIT AND RELATIONSHIP		1	<div></div> 0.6%
WAS NOT COMFORTABLE TELLING ABOUT MOVING TO ITALY ALL THE TIME		1	<div></div> 0.6%
WHAT IS NEIGHBOURHO		1	<div></div> 0.6%
<i>Warning: these figures indicate the number of cases found in the data file. They cannot be interpreted as summary statistics of the population of interest.</i>			
# e8: Did the respondent refuse to answer certain questions			
Information	[Type= discrete] [Format=numeric] [Range= 0-1] [Missing=*]		
Statistics [NW/ W]	[Valid=1640 /-] [Invalid=26 /-]		
Source	Interviewer		
Literal question	E8. Did the respondent refuse to answer certain questions?		
Value	Label	Cases	Percentage
0	No	1543	<div></div> 94.1%
1	Yes	97	<div></div> 5.9%
Sysmiss		26	
<i>Warning: these figures indicate the number of cases found in the data file. They cannot be interpreted as summary statistics of the population of interest.</i>			
# e8r: On which questions the respondent refused to answer			
Information	[Type= discrete] [Format=character] [Missing=*]		
Statistics [NW/ W]	[Valid=97 /-] [Invalid=0 /-]		
Universe	If e8 in 1		
Source	Interviewer		
Literal question	E8R. Which ones? N°		
Value	Label	Cases	Percentage
.b		3	<div></div> 3.1%
























e8r: On which questions the respondent refused to answer

Value	Label	Cases	Percentage
101 - 111 SINCE THE PARTNER WAS DEAD BUT I CONVINCED HER.		1	<div></div> 1.0%
2		2	<div></div> 2.1%
2.1		1	<div></div> 1.0%
401D - 401F (A03, A04)		1	<div></div> 1.0%
407 (102 & 103)		1	<div></div> 1.0%
407, HISTORY OF ASSETS		1	<div></div> 1.0%
408		7	<div></div> 7.2%
408 (A07)		1	<div></div> 1.0%
408 (SOME OF THE QUESTIONS)		1	<div></div> 1.0%
408 A7		1	<div></div> 1.0%
408 ABOUT FINANCE		1	<div></div> 1.0%
408 ACTIVITY A07		1	<div></div> 1.0%
408, A07		1	<div></div> 1.0%
408- DID NOT WANT TO TALK ABOUT PERSONAL FINANCE		1	<div></div> 1.0%
604 605 612		1	<div></div> 1.0%
706,408		1	<div></div> 1.0%
711,408		1	<div></div> 1.0%
A02, Q4 08		1	<div></div> 1.0%
A02/A03 Q408		1	<div></div> 1.0%
A03,408		1	<div></div> 1.0%
ABOUT INCOME		3	<div></div> 3.1%
ALL QUESTIONS ON EX- HUSBAND		1	<div></div> 1.0%
ASSETS		4	<div></div> 4.1%
ASSETS AND BUSINESSES		1	<div></div> 1.0%
ASSETS AND SALARIES		1	<div></div> 1.0%
ATTEMPTS TO SETTLE IN GHANA		1	<div></div> 1.0%
B2 (MODULE BC)		1	<div></div> 1.0%

e8r: On which questions the respondent refused to answer

Value	Label	Cases	Percentage
C4 IN THE HOUSEHOLD QUESTIONNAIR		1	1.0%
CELL PHONE NUMBER, SHE WAS AFRAID BECAUSE SHE WAS UNDOCUMENT		1	1.0%
COLUMNS 11 AND 12 (HE GAVE INCOMPLETE ANSWERS AND WAS GETTING IRRITATED)		1	1.0%
COMMENTS AND TEL NR		1	1.0%
CURRENT INCOME		1	1.0%
DOCUMENTS TO STAY HERE		1	1.0%
FINANCE (408)		2	2.1%
FINANCES		1	1.0%
FINANCIAL QUESTIONS		1	1.0%
INCOME		1	1.0%
INCOME 408:A05		1	1.0%
INCOME QUESTIONS (RESPONDENT WAS WILLINGM, BUT HUSBAND ASKED TO REFUSE)		1	1.0%
M1		1	1.0%
M3 (WHEN HE LEFT GHANA)		1	1.0%
MODULE OF ASSETS		1	1.0%
MODULE ON ASSETS AND BUSINESSES OWNED		1	1.0%
MOVING HOUSES		1	1.0%
NAME OF CHILDREN		1	1.0%
NAME OF DECEASED SON		1	1.0%

e8r: On which questions the respondent refused to answer

Value	Label	Cases	Percentage
NAME OF PARTNER AND CHILDREN		1	 1.0%
NUMBER OF PARTNERS BUT RELUCTANTLY SAID 2		1	 1.0%
ON ASSETS		1	 1.0%
ON INCOME		1	 1.0%
ON MIGRATION ATTEMPTS		1	 1.0%
ON RELATIONSHIP		1	 1.0%
P.25 Q.408		1	 1.0%
PAGE 25 COLUMN 408		1	 1.0%
PARTNERS		1	 1.0%
PARTNERS & CHILDREN		1	 1.0%
PARTNERS AND INCOME		1	 1.0%
PAST RELATIONSHIP		1	 1.0%
PERIODS OF ACTIVITY AND INACTIVITY IN COLUMN 408		1	 1.0%
Q 100		1	 1.0%
Q 408 OF A 05, A 06 & A 07		1	 1.0%
Q 408, Q 20 PA, LA, CA, PP, LP, CP		1	 1.0%
Q0 FIRST NAME		1	 1.0%
Q102D, Q201-Q207, Q305		1	 1.0%
Q17F ON GRID		1	 1.0%
Q17F, Q17S, Q17A, Q626		1	 1.0%
Q706		1	 1.0%
QUES. 408		1	 1.0%
QUESTIONS ABOUT ASSETS AND INCOME, TRANSFERES TO GHANA		1	 1.0%

# e8r: On which questions the respondent refused to answer			
Value	Label	Cases	Percentage
QUESTIONS ON ABSENT MIGRANT		1	<div><div></div></div> 1.0%
QUESTIONS ON ASSETS		3	<div><div></div></div> 3.1%
SALARIES		2	<div><div></div></div> 2.1%
SALARY		1	<div><div></div></div> 1.0%
SALARY AT PRESENT		1	<div><div></div></div> 1.0%
SALARY LEVEL		1	<div><div></div></div> 1.0%
TELEPHONE NUMBER		1	<div><div></div></div> 1.0%
TRANSFERS		1	<div><div></div></div> 1.0%
VERY HESITANT WHEN IT CAOME TO RELATIONSHIP		1	<div><div></div></div> 1.0%
Warning: these figures indicate the number of cases found in the data file. They cannot be interpreted as summary statistics of the population of interest.			
# e9: Did you give a gift to the interviewee			
Information	[Type= discrete] [Format=numeric] [Range= 0-2147483624] [Missing=*]		
Statistics [NW/ W]	[Valid=1609 /-] [Invalid=57 /-]		
Source	Interviewer		
Literal question	E9. Did you give a gift to the interviewee?		
Post-question	THANK YOU FOR YOUR COOPERATION!		
Value	Label	Cases	Percentage
1	Yes before the interview	24	<div><div></div></div> 1.5%
2	Yes after the interview	366	<div><div></div></div> 22.7%
3	No	1219	<div><div></div></div> 75.8%
Sysmiss		57	
Warning: these figures indicate the number of cases found in the data file. They cannot be interpreted as summary statistics of the population of interest.			
# q900: Number of personal network who have lived abroad			
Information	[Type= continuous] [Format=numeric] [Range= 0-21] [Missing=*]		
Statistics [NW/ W]	[Valid=1666 /-] [Invalid=0 /-] [Mean=2.497 /-] [StdDev=2.823 /-]		
Source	MAFE team		
Pre-question	INFORMATION TO TRANSCRIBE AFTER THE INTERVIEW BASED ON THE BIOGRAPHICAL GRID MODULE: RESIDENCE HISTORY OF FAMILY MEMBERS AND PERSONAL NETWORK		
Literal question	900. Count in the GRID the number of family or personal network members who have lived outside Ghana _ _ and fill in one column per person (in principle, number equal to Q17TOT).		
Interviewer's instructions	SEE THE GRID COLUMNS 4		
# q1000: Number of returns			
Information	[Type= continuous] [Format=numeric] [Range= 0-9999] [Missing=*]		
Statistics [NW/ W]	[Valid=1666 /-] [Invalid=0 /-] [Mean=0.594 /-] [StdDev=1.651 /-]		
Source	MAFE team		

# q1000: Number of returns	
Pre-question	MODULE RETURNS TO GHANA OF LESS THAN A YEAR WITHOUT INTENTION TO SETTLE
Literal question	1000. Count in the grid all returns (R1, R2, etc., and each AR) without including the returns to settle marked as "R SET": __
Interviewer's instructions	SEE THE GRID COLUMN 13
# q1100: Number of stays abroad	
Information	[Type= continuous] [Format=numeric] [Range= 0-9999] [Missing=*]
Statistics [NW/ W]	[Valid=1666 /-] [Invalid=0 /-] [Mean=0.715 /-] [StdDev=1.77 /-]
Source	MAFE team
Pre-question	MODULE STAYS OF LESS THAN A YEAR OUTSIDE GHANA (HOL + BUS)
Literal question	1100. Count in the grid the stays outside Ghana marked HOL or BUS: __ ATTENTION: don't count those stays marked SET or TRANSIT
Interviewer's instructions	SEE THE GRID COLUMN 8
# q1200: Number of nationalities periods	
Information	[Type= continuous] [Format=numeric] [Range= 1-9999] [Missing=*]
Statistics [NW/ W]	[Valid=1666 /-] [Invalid=0 /-] [Mean=1.113 /-] [StdDev=0.327 /-]
Source	MAFE team
Pre-question	MODULE CITIZENSHIP
Literal question	1200. Count in the grid the number of periods during which ego had one or several nationalities: __
Interviewer's instructions	SEE THE GRID COLUMN 9
# q1300: Number of sought asylum	
Information	[Type= continuous] [Format=numeric] [Range= 0-9999] [Missing=*]
Statistics [NW/ W]	[Valid=1666 /-] [Invalid=0 /-] [Mean=0.0126 /-] [StdDev=0.136 /-]
Source	MAFE team
Pre-question	MODULE ASYLUM
Literal question	1300. Count in the grid the number of times ego sought asylum:
Interviewer's instructions	SEE THE GRID COLUMN 10
# q1410: Number of residence status	
Information	[Type= continuous] [Format=numeric] [Range= 0-9999] [Missing=*]
Statistics [NW/ W]	[Valid=1666 /-] [Invalid=0 /-] [Mean=0.845 /-] [StdDev=1.261 /-]
Source	MAFE team
Pre-question	MODULE RESIDENCE PERMITS
Literal question	1410. Number of periods of residence status: __
Interviewer's instructions	GRID COLUMN 11
# q1510: Number of work permits	
Information	[Type= continuous] [Format=numeric] [Range= 0-9999] [Missing=*]
Statistics [NW/ W]	[Valid=1666 /-] [Invalid=0 /-] [Mean=0.815 /-] [StdDev=1.213 /-]
Source	MAFE team
Pre-question	MODULE WORK PERMITS
Literal question	1510. Number of periods of work permits: __
Interviewer's instructions	GRID COLUMN 12

# q1600: Number of regular transfers			
Information		[Type= continuous] [Format=numeric] [Range= 0-9999] [Missing=*]	
Statistics [NW/ W]		[Valid=1666 /-] [Invalid=0 /-] [Mean=0.331 /-] [StdDev=0.571 /-]	
Source		MAFE team	
Pre-question		MODULE TRANSFERS	
Literal question		1600. Count in the Grid the periods of REGULAR TRANSFERS: __ and fill in one column for each period	
Interviewer's instructions		SEE THE GRID COLUMN 6	
# q1700: Number of contributions to associations			
Information		[Type= continuous] [Format=numeric] [Range= 0-9999] [Missing=*]	
Statistics [NW/ W]		[Valid=1666 /-] [Invalid=0 /-] [Mean=0.124 /-] [StdDev=0.374 /-]	
Source		MAFE team	
Pre-question		MODULE ASSOCIATIONS	
Literal question		1700. Count in the grid the number of periods Ego paid contributions to ASSOCIATIONS: __ and fill in one column for each period	
Interviewer's instructions		SEE THE GRID COLUMN 14	
# statu_mig: Migration status			
Information		[Type= discrete] [Format=numeric] [Range= 1-4] [Missing=*]	
Statistics [NW/ W]		[Valid=1666 /-] [Invalid=0 /-]	
Value	Label	Cases	Percentage
1	Return migrant	319	<div><div></div></div> 19.1%
2	Migrant partner	84	<div><div></div></div> 5.0%
3	Non migrant	841	<div><div></div></div> 50.5%
4	Migrant	422	<div><div></div></div> 25.3%
Warning: these figures indicate the number of cases found in the data file. They cannot be interpreted as summary statistics of the population of interest.			
# migr_cur: Current migrant			
Information		[Type= discrete] [Format=numeric] [Range= 0-1] [Missing=*]	
Statistics [NW/ W]		[Valid=1666 /-] [Invalid=0 /-]	
Definition		Current migrant at the time of the survey	
Value	Label	Cases	Percentage
0	No	1244	<div><div></div></div> 74.7%
1	Yes	422	<div><div></div></div> 25.3%
Warning: these figures indicate the number of cases found in the data file. They cannot be interpreted as summary statistics of the population of interest.			
# migr_ret: Return migrant			
Information		[Type= discrete] [Format=numeric] [Range= 0-1] [Missing=*]	
Statistics [NW/ W]		[Valid=1666 /-] [Invalid=0 /-]	
Definition		Return migrant in Africa at the time of the survey	
Value	Label	Cases	Percentage
0	No	1344	<div><div></div></div> 80.7%
1	Yes	322	<div><div></div></div> 19.3%
Warning: these figures indicate the number of cases found in the data file. They cannot be interpreted as summary statistics of the population of interest.			
# migr_cjt: Migrant's spouse			
Information		[Type= discrete] [Format=numeric] [Range= 0-1] [Missing=*]	

# migr_cjt: Migrant's spouse			
Statistics [NW/ W]		[Valid=1666 /-] [Invalid=0 /-]	
Definition		Non migrant partner (living in Africa) of a migrant at the time of the survey	
Value	Label	Cases	Percentage
0	No	1548	92.9%
1	Yes	118	7.1%
Warning: these figures indicate the number of cases found in the data file. They cannot be interpreted as summary statistics of the population of interest.			
# migr_no: No migrant			
Information		[Type= discrete] [Format=numeric] [Range= 0-1] [Missing=*]	
Statistics [NW/ W]		[Valid=1666 /-] [Invalid=0 /-]	
Definition		Other non migrant (living in Africa) at the time of the survey	
Value	Label	Cases	Percentage
0	No	828	49.7%
1	Yes	838	50.3%
Warning: these figures indicate the number of cases found in the data file. They cannot be interpreted as summary statistics of the population of interest.			
# flag_age: Less than 25 years and more than 75 years			
Information		[Type= discrete] [Format=numeric] [Range= 0-1] [Missing=*]	
Statistics [NW/ W]		[Valid=1666 /-] [Invalid=0 /-]	
Definition		The migrant is younger than 25 or older than 75 at the time of the survey.	
Notes		These individuals have ages very close to the thresholds 25-75.	
Value	Label	Cases	Percentage
0	No	1659	99.6%
1	Yes	7	0.4%
Warning: these figures indicate the number of cases found in the data file. They cannot be interpreted as summary statistics of the population of interest.			
# flag_arrival: First migration in Europe before 18			
Information		[Type= discrete] [Format=numeric] [Range= 0-1] [Missing=*]	
Statistics [NW/ W]		[Valid=1666 /-] [Invalid=0 /-]	
Definition		The migrant (current or returnee) arrived in Europe the 1st time before 18.	
Value	Label	Cases	Percentage
0	No	1659	99.6%
1	Yes	7	0.4%
Warning: these figures indicate the number of cases found in the data file. They cannot be interpreted as summary statistics of the population of interest.			

# weight_eur: Weighting normalized on the 3 european countries	
Information	[Type= continuous] [Format=numeric] [Range= 0.123741947114468-2.92577934265137] [Missing=*]
Statistics [NW/ W]	[Valid=422 /-] [Invalid=1244 /-]
Definition	Use when working on the European countries pooled together (for example, the Senegalese population sampled in France, Italy and Spain). It should not be used if the analyses include individuals surveyed in Africa.
# weight_all: Weighting normalized on the 4 countries	
Information	[Type= continuous] [Format=numeric] [Range= 0.043433666229248-7.21617412567139] [Missing=*]
Statistics [NW/ W]	[Valid=1666 /-] [Invalid=0 /-]
Definition	Use when working on all countries of the MAFE survey (for example, Senegalese population from Senegalese, French, Italian and Spanish samples).
# weight_ctry: Weighting normalized by country	
Information	[Type= continuous] [Format=numeric] [Range= 0.054081816226244-5.26600313186646] [Missing=*]
Statistics [NW/ W]	[Valid=1666 /-] [Invalid=0 /-]
Definition	Use when working on a single country (for example, the Senegalese population sampled only in Senegal, or in any single European country).

File : gh_qb_union

ident: Biographic individual identifier

Information	[Type= discrete] [Format=character] [Missing=*]
Statistics [NW/ W]	[Valid=2598 /-] [Invalid=0 /-]
Definition	Individual identifiant = 1st letter of country + n° of questionnaire compost

id_country: Country of the survey

Information	[Type= discrete] [Format=character] [Missing=*]
Statistics [NW/ W]	[Valid=2598 /-] [Invalid=0 /-]
Definition	Country where the data was collected: - G = Ghana - N = Netherlands - U = United Kingdom

Value	Label	Cases	Percentage
G		1769	<div></div> 68.1%
N		525	<div></div> 20.2%
U		304	<div></div> 11.7%

Warning: these figures indicate the number of cases found in the data file. They cannot be interpreted as summary statistics of the population of interest.

n_menage: ID of the HH

Information	[Type= continuous] [Format=numeric] [Range= 3-2011] [Missing=*]
Statistics [NW/ W]	[Valid=1650 /-] [Invalid=948 /-]
Definition	Household ID Only available for Africa

n_indiv: ID of the individual in the HH

Information	[Type= continuous] [Format=numeric] [Range= 0-101] [Missing=*]
Statistics [NW/ W]	[Valid=1769 /-] [Invalid=829 /-]
Definition	ID of each individual within her/his household Only available for Africa

num_dr: DR number

Information	[Type= continuous] [Format=numeric] [Range= 1-58] [Missing=*]
Statistics [NW/ W]	[Valid=1687 /-] [Invalid=911 /-]
Definition	Survey area ID Only available for Africa

strata_area: Strata - DR level

Information	[Type= discrete] [Format=numeric] [Range= 1-10] [Missing=*]
Statistics [NW/ W]	[Valid=1745 /-] [Invalid=853 /-]
Definition	Region area Only available for Africa

Value	Label	Cases	Percentage
1	Accra	1154	<div></div> 66.1%
2	Kumasi	591	<div></div> 33.9%
Sysmiss		853	

Warning: these figures indicate the number of cases found in the data file. They cannot be interpreted as summary statistics of the population of interest.

strata_hh: Strata - household level

Information	[Type= discrete] [Format=numeric] [Range= 0-2] [Missing=*]
-------------	--

File : gh_qb_union

strata_hh: Strata - household level

Statistics [NW/ W] [Valid=1745 /-] [Invalid=853 /-]

Definition Stratification by household migrant status according to the screening survey
Only available for Africa

Value	Label	Cases	Percentage
0	HH with no migrant	784	44.9%
1	HH with returnee(s)	263	15.1%
2	HH with current migrant(s)	698	40.0%
Sysmiss		853	

Warning: these figures indicate the number of cases found in the data file. They cannot be interpreted as summary statistics of the population of interest.

strata_ind: Strata - individual level

Information [Type= discrete] [Format=numeric] [Range= 1-3] [Missing=*]

Statistics [NW/ W] [Valid=1735 /-] [Invalid=863 /-]

Definition 3 strata according to the individuals' migratory status
Only available for Africa

Value	Label	Cases	Percentage
1	Return migrant	470	27.1%
2	Partner of a migrant	147	8.5%
3	Other non migrant	1118	64.4%
Sysmiss		863	

Warning: these figures indicate the number of cases found in the data file. They cannot be interpreted as summary statistics of the population of interest.

num_union: Number of the union

Information [Type= discrete] [Format=numeric] [Range= 1-8] [Missing=*]

Statistics [NW/ W] [Valid=2459 /-] [Invalid=139 /-]

Value	Label	Cases	Percentage
1		1528	62.1%
2		659	26.8%
3		191	7.8%
4		53	2.2%
5		14	0.6%
6		6	0.2%
7		3	0.1%
8		3	0.1%
9		2	0.1%
Sysmiss		139	

Warning: these figures indicate the number of cases found in the data file. They cannot be interpreted as summary statistics of the population of interest.

id_uni: Union ID

Information [Type= discrete] [Format=character] [Missing=*]

Statistics [NW/ W] [Valid=2459 /-] [Invalid=0 /-]

Notes Computed variable from ident and num_union

q1: Sex



Information [Type= discrete] [Format=numeric] [Range= 1-9999] [Missing=*]

Statistics [NW/ W] [Valid=2598 /-] [Invalid=0 /-]

File : gh_qb_union

q1: Sex





























Literal question	Q1. The respondent is:
Post-question	To begin with, I would like to note the major events and periods of your life on this grid. We will begin at the time of your birth. Later we will look at these periods of life in some more detail.

Value	Label	Cases	Percentage
1	Man	1182	 45.5%
2	Woman	1416	 54.5%

Warning: these figures indicate the number of cases found in the data file. They cannot be interpreted as summary statistics of the population of interest.

q1a: Year of birth

Information	[Type= discrete] [Format=numeric] [Range= 1932-9999] [Missing=*]
Statistics [NW/ W]	[Valid=2598 /-] [Invalid=0 /-]
Literal question	Q1A. To start with, and to help us to set a time scale, could you tell me in which year you were born (or your age as at last birthday)? Year of birth
Interviewer's instructions	GRID: Locate year of birth in the grid, note 0 in the columns titled "age", and fill in these columns by retracing the age till the current age of the respondent.

Value	Label	Cases	Percentage
1933		3	 0.1%
1934		10	 0.4%
1935		10	 0.4%
1936		13	 0.5%
1937		11	 0.4%
1938		8	 0.3%
1939		27	 1.0%
1940		14	 0.5%
1941		6	 0.2%
1942		6	 0.2%
1943		10	 0.4%
1944		32	 1.2%
1945		21	 0.8%
1946		15	 0.6%
1947		19	 0.7%
1948		27	 1.0%
1949		45	 1.7%
1950		35	 1.3%
1951		45	 1.7%
1952		42	 1.6%
1953		47	 1.8%
1954		53	 2.0%
1955		40	 1.5%
1956		40	 1.5%
1957		52	 2.0%
1958		57	 2.2%
1959		94	 3.6%
1960		58	 2.2%

File : gh_qb_union

q1a: Year of birth

Value	Label	Cases	Percentage
1961		54	2.1%
1962		63	2.4%
1963		75	2.9%
1964		74	2.8%
1965		59	2.3%
1966		51	2.0%
1967		55	2.1%
1968		43	1.7%
1969		110	4.2%
1970		97	3.7%
1971		71	2.7%
1972		68	2.6%
1973		72	2.8%
1974		105	4.0%
1975		63	2.4%
1976		75	2.9%
1977		72	2.8%
1978		57	2.2%
1979		124	4.8%
1980		66	2.5%
1981		81	3.1%
1982		73	2.8%
1983		86	3.3%
1984		54	2.1%
1985		6	0.2%
1986		3	0.1%
1988		1	0.0%

Warning: these figures indicate the number of cases found in the data file. They cannot be interpreted as summary statistics of the population of interest.

age_survey: Age at survey

Information	[Type= continuous] [Format=numeric] [Range= 25-77] [Missing=*]
Statistics [NW/ W]	[Valid=2598 /-] [Invalid=0 /-] [Mean=42.931 /-] [StdDev=12.172 /-]
Literal question	Q1A. To start with, and to help us to set a time scale, could you tell me in which year you were born (or your age as at last birthday)? Age
Interviewer's instructions	GRID: Locate year of birth in the grid, note 0 in the columns titled "age", and fill in these columns by retracing the age till the current age of the respondent.

q101: No of partner/spouse

Information	[Type= continuous] [Format=numeric] [Range= 1-8] [Missing=*]
Statistics [NW/ W]	[Valid=2459 /-] [Invalid=139 /-] [Mean=1.544 /-] [StdDev=0.885 /-]
Literal question	101. No. of the partner/spouse
Interviewer's instructions	see the GRID

File : gh_qb_union

q102d: Start year of the relationship

Information	[Type= discrete] [Format=numeric] [Range= 1948-2147483624] [Missing=*]
Statistics [NW/ W]	[Valid=2452 /-] [Invalid=146 /-]
Literal question	102D - 102F. Start and end years of the relationship Start
Interviewer's instructions	See the GRID - If ongoing cross out the end year

Value	Label	Cases	Percentage
1945		1	0.0%
1953		1	0.0%
1954		3	0.1%
1955		3	0.1%
1956		3	0.1%
1957		4	0.2%
1958		6	0.2%
1959		9	0.4%
1960		9	0.4%
1961		9	0.4%
1962		5	0.2%
1963		7	0.3%
1964		9	0.4%
1965		9	0.4%
1966		12	0.5%
1967		19	0.8%
1968		22	0.9%
1969		15	0.6%
1970		25	1.0%
1971		24	1.0%
1972		22	0.9%
1973		26	1.1%
1974		28	1.1%
1975		33	1.3%
1976		35	1.4%
1977		33	1.3%
1978		39	1.6%
1979		73	3.0%
1980		60	2.4%
1981		42	1.7%
1982		45	1.8%
1983		57	2.3%
1984		65	2.7%
1985		48	2.0%
1986		50	2.0%
1987		75	3.1%
1988		67	2.7%
1989		79	3.2%

File : gh_qb_union

q102d: Start year of the relationship

Value	Label	Cases	Percentage
1990		86	<div></div> 3.5%
1991		64	<div></div> 2.6%
1992		70	<div></div> 2.9%
1993		55	<div></div> 2.2%
1994		48	<div></div> 2.0%
1995		76	<div></div> 3.1%
1996		65	<div></div> 2.7%
1997		87	<div></div> 3.5%
1998		88	<div></div> 3.6%
1999		82	<div></div> 3.3%
2000		109	<div></div> 4.4%
2001		63	<div></div> 2.6%
2002		60	<div></div> 2.4%
2003		79	<div></div> 3.2%
2004		71	<div></div> 2.9%
2005		80	<div></div> 3.3%
2006		52	<div></div> 2.1%
2007		68	<div></div> 2.8%
2008		51	<div></div> 2.1%
2009		26	<div></div> 1.1%
Sysmiss		146	

Warning: these figures indicate the number of cases found in the data file. They cannot be interpreted as summary statistics of the population of interest.

q102f: End year of the relationship

Information	[Type= discrete] [Format=numeric] [Range= 1951-2147483624] [Missing=*]
Statistics [NW/ W]	[Valid=1243 /-] [Invalid=1355 /-]
Literal question	102D - 102F. Start and end years of the relationship End
Interviewer's instructions	See the GRID - If ongoing cross out the end year

Value	Label	Cases	Percentage
1956		3	<div></div> 0.2%
1957		1	<div></div> 0.1%
1959		2	<div></div> 0.2%
1960		1	<div></div> 0.1%
1961		2	<div></div> 0.2%
1962		4	<div></div> 0.3%
1963		1	<div></div> 0.1%
1964		3	<div></div> 0.2%
1965		2	<div></div> 0.2%
1966		2	<div></div> 0.2%
1967		4	<div></div> 0.3%
1968		4	<div></div> 0.3%
1969		5	<div></div> 0.4%
1970		5	<div></div> 0.4%

File : gh_qb_union

q102f: End year of the relationship

Value	Label	Cases	Percentage
1971		11	0.9%
1972		5	0.4%
1973		8	0.6%
1974		13	1.0%
1975		9	0.7%
1976		13	1.0%
1977		19	1.5%
1978		17	1.4%
1979		12	1.0%
1980		17	1.4%
1981		27	2.2%
1982		15	1.2%
1983		23	1.9%
1984		18	1.4%
1985		26	2.1%
1986		23	1.9%
1987		26	2.1%
1988		22	1.8%
1989		33	2.7%
1990		36	2.9%
1991		36	2.9%
1992		29	2.3%
1993		40	3.2%
1994		33	2.7%
1995		35	2.8%
1996		30	2.4%
1997		32	2.6%
1998		46	3.7%
1999		58	4.7%
2000		58	4.7%
2001		49	3.9%
2002		52	4.2%
2003		64	5.1%
2004		68	5.5%
2005		57	4.6%
2006		45	3.6%
2007		44	3.5%
2008		33	2.7%
2009		22	1.8%
Sysmiss		1355	

Warning: these figures indicate the number of cases found in the data file. They cannot be interpreted as summary statistics of the population of interest.


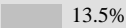
q103: Type of dissolution

Information [Type= discrete] [Format=numeric] [Range= 1-2147483624] [Missing=*]

File : gh_qb_union

q103: Type of dissolution



Statistics [NW/ W]	[Valid=1221 /-] [Invalid=1377 /-]
Universe	If the relationship ended
Pre-question	If the relationship ended
Literal question	103. Type of dissolution
Interviewer's instructions	see GRID

Value	Label	Cases	Percentage
1	Separation or divorce	1056	 86.5%
2	Partner deceased	165	 13.5%
Sysmiss		1377	

Warning: these figures indicate the number of cases found in the data file. They cannot be interpreted as summary statistics of the population of interest.

q104: Did you marry her/him






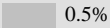









Information	[Type= discrete] [Format=numeric] [Range= 0-2147483624] [Missing=*]
Statistics [NW/ W]	[Valid=2451 /-] [Invalid=147 /-]
Literal question	104. Did you marry him/her?
Post-question	If q104 in 0 => Go to q106 (106)

Value	Label	Cases	Percentage
0	No	1082	 44.1%
1	Yes	1369	 55.9%
Sysmiss		147	

Warning: these figures indicate the number of cases found in the data file. They cannot be interpreted as summary statistics of the population of interest.

q105: In which year did you get married

Information	[Type= discrete] [Format=numeric] [Range= 1948-2147483624] [Missing=*]
Statistics [NW/ W]	[Valid=1356 /-] [Invalid=1242 /-]
Universe	If q104 in 1
Literal question	105. In which year did you get married?

Value	Label	Cases	Percentage
1954		1	 0.1%
1956		1	 0.1%
1957		5	 0.4%
1958		4	 0.3%
1959		3	 0.2%
1960		7	 0.5%
1961		5	 0.4%
1962		2	 0.1%
1963		4	 0.3%
1964		7	 0.5%
1965		3	 0.2%
1966		11	 0.8%
1967		9	 0.7%
1968		7	 0.5%
1969		14	 1.0%

File : gh_qb_union

q105: In which year did you get married





Value	Label	Cases	Percentage
1970		14	1.0%
1971		14	1.0%
1972		11	0.8%
1973		16	1.2%
1974		13	1.0%
1975		17	1.3%
1976		16	1.2%
1977		15	1.1%
1978		22	1.6%
1979		41	3.0%
1980		37	2.7%
1981		22	1.6%
1982		43	3.2%
1983		38	2.8%
1984		34	2.5%
1985		42	3.1%
1986		27	2.0%
1987		31	2.3%
1988		35	2.6%
1989		32	2.4%
1990		45	3.3%
1991		37	2.7%
1992		39	2.9%
1993		37	2.7%
1994		28	2.1%
1995		38	2.8%
1996		31	2.3%
1997		38	2.8%
1998		39	2.9%
1999		46	3.4%
2000		50	3.7%
2001		46	3.4%
2002		32	2.4%
2003		38	2.8%
2004		49	3.6%
2005		39	2.9%
2006		30	2.2%
2007		33	2.4%
2008		41	3.0%
2009		17	1.3%
Sysmiss		1242	

Warning: these figures indicate the number of cases found in the data file. They cannot be interpreted as summary statistics of the population of interest.

File : gh_qb_union

q106: At the beginning of this relationship she/he was


Information	[Type= discrete] [Format=numeric] [Range= 1-2147483624] [Missing=*]
Statistics [NW/ W]	[Valid=2442 /-] [Invalid=156 /-]
Literal question	106. At the beginning of this relationship, your partner/spouse was:

Value	Label	Cases	Percentage
1	Single, never married	2041	 83.6%
2	Married	80	 3.3%
3	Separated/Divorced	302	 12.4%
4	Widowed	19	 0.8%
Sysmiss		156	

Warning: these figures indicate the number of cases found in the data file. They cannot be interpreted as summary statistics of the population of interest.

q107: Country of partner/spouse

Information	[Type= discrete] [Format=numeric] [Range= 96000-2147483624] [Missing=*]
Statistics [NW/ W]	[Valid=2455 /-] [Invalid=143 /-]
Literal question	107. In which country was he/she born?
Interviewer's instructions	Note answer in plain text

Value	Label	Cases	Percentage
96000	FRANCE	1	0.0%
99103	NORWAY	1	0.0%
99104	SWEDEN	1	0.0%
99109	GERMANY	5	0.2%
99116	CZECH REPUBLIC	1	0.0%
99127	ITALY	1	0.0%
99131	BELGIUM	1	0.0%
99132	UNITED KINGDOM	31	1.3%
99135	NETHERLANDS	24	1.0%
99140	SWITZERLAND	1	0.0%
99217	JAPAN	2	0.1%
99223	INDIA	1	0.0%
99254	CYPRUS	1	0.0%
99303	SOUTH AFRICA	2	0.1%
99310	ZIMBABWE	1	0.0%
99315	ETHIOPIA	1	0.0%
99322	CAMEROON	1	0.0%
99324	CONGO	1	0.0%
99326	COTE D'IVOIRE	3	0.1%
99327	BENIN	1	0.0%
99328	GABON	3	0.1%
99329	GHANA	2334	 95.1%
99332	KENYA	2	0.1%
99335	MALI	2	0.1%
99337	NIGER	1	0.0%
99338	NIGERIA	12	0.5%
99345	TOGO	7	0.3%

File : gh_qb_union

q107: Country of partner/spouse

Value	Label	Cases	Percentage
99401	CANADA	1	0.0%
99404	UNITED STATES	3	0.1%
99426	JAMAICA	1	0.0%
99431	NETHERLANDS ANTILLES	2	0.1%
99437	SURINAME	3	0.1%
99441	ANTIGUA AND BARBUDA	1	0.0%
99452	ARUBA	1	0.0%
99501	AUSTRALIA	1	0.0%
Sysmiss		143	

Warning: these figures indicate the number of cases found in the data file. They cannot be interpreted as summary statistics of the population of interest.

q108u_1: At the beginning of your relationship what was her/his 1st nationality

Information	[Type= discrete] [Format=numeric] [Range= 96000-2147483624] [Missing=*]
Statistics [NW/ W]	[Valid=2451 /-] [Invalid=147 /-]
Literal question	108. At the beginning of your relationship, what was/were his or her nationalities? 1st nationality

Value	Label	Cases	Percentage
99103	NORWAY	1	0.0%
99104	SWEDEN	1	0.0%
99109	GERMANY	3	0.1%
99116	CZECH REPUBLIC	1	0.0%
99127	ITALY	1	0.0%
99131	BELGIUM	2	0.1%
99132	UNITED KINGDOM	37	1.5%
99135	NETHERLANDS	73	3.0%
99140	SWITZERLAND	1	0.0%
99217	JAPAN	2	0.1%
99223	INDIA	1	0.0%
99254	CYPRUS	1	0.0%
99303	SOUTH AFRICA	1	0.0%
99322	CAMEROON	1	0.0%
99324	CONGO	1	0.0%
99326	COTE D'IVOIRE	3	0.1%
99327	BENIN	1	0.0%
99328	GABON	1	0.0%
99329	GHANA	2285	93.2%
99332	KENYA	2	0.1%
99335	MALI	2	0.1%
99338	NIGERIA	13	0.5%
99345	TOGO	5	0.2%
99401	CANADA	2	0.1%
99404	UNITED STATES	3	0.1%
99426	JAMAICA	1	0.0%
99441	ANTIGUA AND BARBUDA	1	0.0%

File : gh_qb_union

q108u_1: At the beginning of your relationship what was her/his 1st nationality

Value	Label	Cases	Percentage
99446	BRITISH CARIBBEAN TERRITORIES	4	0.2%
99501	AUSTRALIA	1	0.0%
Sysmiss		147	

Warning: these figures indicate the number of cases found in the data file. They cannot be interpreted as summary statistics of the population of interest.

q108u_2: At the beginning of your relationship what was her/his 2nd nationality

Information	[Type= discrete] [Format=numeric] [Range= 96000-2147483624] [Missing=*]
Statistics [NW/ W]	[Valid=47 /-] [Invalid=2551 /-]
Literal question	108. At the beginning of your relationship, what was/were his or her nationalities? 2nd nationality

Value	Label	Cases	Percentage
99109	GERMANY	1	2.1%
99132	UNITED KINGDOM	29	61.7%
99135	NETHERLANDS	6	12.8%
99322	CAMEROON	1	2.1%
99328	GABON	1	2.1%
99329	GHANA	8	17.0%
99404	UNITED STATES	1	2.1%
Sysmiss		2551	

Warning: these figures indicate the number of cases found in the data file. They cannot be interpreted as summary statistics of the population of interest.

q109: What was her/his level of education at this time

Information	[Type= discrete] [Format=numeric] [Range= 1-2147483624] [Missing=*]
Statistics [NW/ W]	[Valid=2410 /-] [Invalid=188 /-]
Literal question	109. What was his/her level of education at that time?

Value	Label	Cases	Percentage
1	No schooling	126	5.2%
2	Primary school	294	12.2%
3	Secondary schooling (middle school, high school)	1489	61.8%
4	Higher education	501	20.8%
Sysmiss		188	

Warning: these figures indicate the number of cases found in the data file. They cannot be interpreted as summary statistics of the population of interest.

q110: Was your partner/spouse primarily...

Information	[Type= discrete] [Format=numeric] [Range= 1-2147483624] [Missing=*]
Statistics [NW/ W]	[Valid=2453 /-] [Invalid=145 /-]
Literal question	110. At the beginning of your relationship, was your partner/spouse primarily:
Post-question	If q110 not in 1 => NEXT PARTNER

Value	Label	Cases	Percentage
1	Active, he/she was working	1780	72.6%
2	Looking after the home or family, economically inactive	71	2.9%
3	Unemployed	154	6.3%
4	Pupil, student	439	17.9%
5	Other inactive	9	0.4%

File : gh_qb_union

q110: Was your partner/spouse primarily...

Value	Label	Cases	Percentage
Sysmiss		145	

Warning: these figures indicate the number of cases found in the data file. They cannot be interpreted as summary statistics of the population of interest.

q111: Was she/he

Information	[Type= discrete] [Format=numeric] [Range= 1-2147483624] [Missing=*]
Statistics [NW/ W]	[Valid=1771 /-] [Invalid=827 /-]
Definition	Wage-earner: answers 1 to 3 In non-wage employment: answers 4 to 7
Universe	If q110 in 1
Literal question	111. Was he/she:
Post-question	FILTER: - FOLLOWING RELATIONSHIPS => Additional sheets - Otherwise, CHILDREN MODULE => Next page

Value	Label	Cases	Percentage
1	Higher-level occupation	172	9.7%
2	Skilled employee or worker	565	31.9%
3	Unskilled employee, worker, labourer	313	17.7%
4	Employer	37	2.1%
5	Self-employed (without employees)	611	34.5%
6	Apprentice, intern	49	2.8%
7	Helping family member in a family business or farm	24	1.4%
Sysmiss		827	

Warning: these figures indicate the number of cases found in the data file. They cannot be interpreted as summary statistics of the population of interest.

q18: Which is the last school year you attended

Information	[Type= discrete] [Format=numeric] [Range= 0-2147483624] [Missing=*]
Statistics [NW/ W]	[Valid=2571 /-] [Invalid=27 /-]
Literal question	Q18. Let's talk about your studies: Which is the last school year you attended?
Post-question	If q18 in 0, 1, 2, 3, 4, 5, 6, 7, 8, 9 => Go to next page
Interviewer's instructions	- If EGO has no formal education: Encircle the code 00 below - If EGO has some formal education: Encircle the corresponding code

Value	Label	Cases	Percentage
0	None	139	5.4%
1	Pre-school	2	0.1%
2	Pre-school	5	0.2%
3	Pre-school	5	0.2%
4	Primary/Basic	7	0.3%
5	Primary/Basic	4	0.2%
6	Primary/Basic	30	1.2%
7	Primary/Basic	21	0.8%
8	Primary/Basic	27	1.1%
9	Primary/Basic	94	3.7%
10	MS/JSS/JHS/Secondary	40	1.6%
11	MS/JSS/JHS/Secondary	59	2.3%

File : gh_qb_union

q18: Which is the last school year you attended

Value	Label	Cases	Percentage
12	MS/JSS/JHS/Secondary	256	10.0%
13	MS/SSS/SHS/Tech/Voc/Secondary	536	20.8%
14	SSS/SHS/Tech/Voc/Secondary	126	4.9%
15	SSS/SHS/Tech/Voc/Secondary/Post secondary	324	12.6%
16	Secondary/Post secondary	212	8.2%
17	Post secondary/Bachelor Degree	283	11.0%
18	Bachelor Degree	21	0.8%
19	Bachelor Degree	32	1.2%
20	Bachelor Degree	215	8.4%
21	Second Degree/PhD	22	0.9%
22	Second Degree/PhD	90	3.5%
23	PhD	21	0.8%
Sysmiss		27	

Warning: these figures indicate the number of cases found in the data file. They cannot be interpreted as summary statistics of the population of interest.

flag_age: Less than 25 years and more than 75 years

Information	[Type= discrete] [Format=numeric] [Range= 0-1] [Missing=*]
Statistics [NW/ W]	[Valid=2598 /-] [Invalid=0 /-]
Definition	The migrant is younger than 25 or older than 75 at the time of the survey.
Notes	These individuals have ages very close to the thresholds 25-75.

Value	Label	Cases	Percentage
0	No	2585	99.5%
1	Yes	13	0.5%

Warning: these figures indicate the number of cases found in the data file. They cannot be interpreted as summary statistics of the population of interest.

flag_arrival: First migration in Europe before 18

Information	[Type= discrete] [Format=numeric] [Range= 0-1] [Missing=*]
Statistics [NW/ W]	[Valid=2598 /-] [Invalid=0 /-]
Definition	The migrant (current or returnee) arrived in Europe the 1st time before 18.

Value	Label	Cases	Percentage
0	No	2590	99.7%
1	Yes	8	0.3%

Warning: these figures indicate the number of cases found in the data file. They cannot be interpreted as summary statistics of the population of interest.

weight_ctry: Weighting normalized by country

Information	[Type= continuous] [Format=numeric] [Range= 0.054081816226244-5.26600313186646] [Missing=*]
Statistics [NW/ W]	[Valid=2598 /-] [Invalid=0 /-]
Definition	Use when working on a single country (for example, the Senegalese population sampled only in Senegal, or in any single European country).

weight_eur: Weighting normalized on the 3 european countries

Information	[Type= continuous] [Format=numeric] [Range= 0.123741947114468-2.92577934265137] [Missing=*]
Statistics [NW/ W]	[Valid=829 /-] [Invalid=1769 /-]
Definition	Use when working on the European countries pooled together (for example, the Senegalese population sampled in France, Italy and Spain). It should not be used if the analyses include individuals surveyed in Africa.

File : gh_qb_union	
# weight_all: Weighting normalized on the 4 countries	
Information	[Type= continuous] [Format=numeric] [Range= 0.043433666229248-7.21617412567139] [Missing=*]
Statistics [NW/ W]	[Valid=2598 /-] [Invalid=0 /-]
Definition	Use when working on all countries of the MAFE survey (for example, Senegalese population from Senegalese, French, Italian and Spanish samples).

File : gh_qb_children

ident: Biographic individual identifier

Information	[Type= discrete] [Format=character] [Missing=*]
Statistics [NW/ W]	[Valid=4375 /-] [Invalid=0 /-]
Definition	Individual identifiant = 1st letter of country + n° of questionnaire compost

id_country: Country of the survey

Information	[Type= discrete] [Format=character] [Missing=*]
Statistics [NW/ W]	[Valid=4375 /-] [Invalid=0 /-]
Definition	Country where the data was collected: - G = Ghana - N = Netherlands - U = United Kingdom

Value	Label	Cases	Percentage
G		3520	<div></div> 80.5%
N		530	<div></div> 12.1%
U		325	<div></div> 7.4%

Warning: these figures indicate the number of cases found in the data file. They cannot be interpreted as summary statistics of the population of interest.

n_menage: ID of the HH

Information	[Type= continuous] [Format=numeric] [Range= 3-2011] [Missing=*]
Statistics [NW/ W]	[Valid=3247 /-] [Invalid=1128 /-]
Definition	Household ID Only available for Africa

n_indiv: ID of the individual in the HH

Information	[Type= continuous] [Format=numeric] [Range= 0-100] [Missing=*]
Statistics [NW/ W]	[Valid=3520 /-] [Invalid=855 /-]
Definition	ID of each individual within her/his household Only available for Africa

num_dr: DR number

Information	[Type= continuous] [Format=numeric] [Range= 1-58] [Missing=*]
Statistics [NW/ W]	[Valid=3376 /-] [Invalid=999 /-]
Definition	Survey area ID Only available for Africa

strata_area: Strata - DR level

Information	[Type= discrete] [Format=numeric] [Range= 1-10] [Missing=*]
Statistics [NW/ W]	[Valid=3466 /-] [Invalid=909 /-]
Definition	Region area Only available for Africa

Value	Label	Cases	Percentage
1	Accra	2315	<div></div> 66.8%
2	Kumasi	1151	<div></div> 33.2%
Sysmiss		909	

Warning: these figures indicate the number of cases found in the data file. They cannot be interpreted as summary statistics of the population of interest.

strata_hh: Strata - household level

Information	[Type= discrete] [Format=numeric] [Range= 0-2] [Missing=*]
-------------	--

File : gh_qb_children

strata_hh: Strata - household level

Statistics [NW/ W] [Valid=3466 /-] [Invalid=909 /-]

Definition Stratification by household migrant status according to the screening survey
Only available for Africa

Value	Label	Cases	Percentage
0	HH with no migrant	1501	43.3%
1	HH with returnee(s)	480	13.8%
2	HH with current migrant(s)	1485	42.8%
Sysmiss		909	

Warning: these figures indicate the number of cases found in the data file. They cannot be interpreted as summary statistics of the population of interest.

strata_ind: Strata - individual level

Information [Type= discrete] [Format=numeric] [Range= 1-3] [Missing=*]

Statistics [NW/ W] [Valid=3447 /-] [Invalid=928 /-]

Definition 3 strata according to the individuals' migratory status
Only available for Africa

Value	Label	Cases	Percentage
1	Return migrant	1013	29.4%
2	Partner of a migrant	243	7.0%
3	Other non migrant	2191	63.6%
Sysmiss		928	

Warning: these figures indicate the number of cases found in the data file. They cannot be interpreted as summary statistics of the population of interest.

num_enf: Children number

Information [Type= discrete] [Format=numeric] [Range= 1-21] [Missing=*]

Statistics [NW/ W] [Valid=3977 /-] [Invalid=398 /-]

Value	Label	Cases	Percentage
1		1265	31.8%
2		1038	26.1%
3		733	18.4%
4		448	11.3%
5		226	5.7%
6		120	3.0%
7		64	1.6%
8		39	1.0%
9		20	0.5%
10		9	0.2%
11		5	0.1%
12		4	0.1%
13		3	0.1%
14		2	0.1%
15		1	0.0%
Sysmiss		398	

Warning: these figures indicate the number of cases found in the data file. They cannot be interpreted as summary statistics of the population of interest.

id_enf: Children ID

Information [Type= discrete] [Format=character] [Missing=*]


File : gh_qb_children

id_enf: Children ID

Statistics [NW/ W]	[Valid=3977 /-] [Invalid=0 /-]
Notes	Computed variable from ident and num_enf

q1: Sex























Information	[Type= discrete] [Format=numeric] [Range= 1-9999] [Missing=*]
Statistics [NW/ W]	[Valid=4375 /-] [Invalid=0 /-]
Literal question	Q1. The respondent is:
Post-question	To begin with, I would like to note the major events and periods of your life on this grid. We will begin at the time of your birth. Later we will look at these periods of life in some more detail.

Value	Label	Cases	Percentage
1	Man	1801	 41.2%
2	Woman	2574	 58.8%

Warning: these figures indicate the number of cases found in the data file. They cannot be interpreted as summary statistics of the population of interest.

q1a: Year of birth

Information	[Type= discrete] [Format=numeric] [Range= 1932-9999] [Missing=*]
Statistics [NW/ W]	[Valid=4375 /-] [Invalid=0 /-]
Literal question	Q1A. To start with, and to help us to set a time scale, could you tell me in which year you were born (or your age as at last birthday)? Year of birth
Interviewer's instructions	GRID: Locate year of birth in the grid, note 0 in the columns titled "age", and fill in these columns by retracing the age till the current age of the respondent.

Value	Label	Cases	Percentage
1933		9	 0.2%
1934		31	 0.7%
1935		28	 0.6%
1936		39	 0.9%
1937		45	 1.0%
1938		26	 0.6%
1939		44	 1.0%
1940		28	 0.6%
1941		26	 0.6%
1942		15	 0.3%
1943		33	 0.8%
1944		78	 1.8%
1945		60	 1.4%
1946		36	 0.8%
1947		51	 1.2%
1948		63	 1.4%
1949		123	 2.8%
1950		67	 1.5%
1951		83	 1.9%
1952		91	 2.1%
1953		97	 2.2%
1954		122	 2.8%

File : gh_qb_children

q1a: Year of birth

Value	Label	Cases	Percentage
1955		125	2.9%
1956		90	2.1%
1957		119	2.7%
1958		102	2.3%
1959		182	4.2%
1960		123	2.8%
1961		93	2.1%
1962		142	3.2%
1963		139	3.2%
1964		135	3.1%
1965		112	2.6%
1966		93	2.1%
1967		100	2.3%
1968		82	1.9%
1969		178	4.1%
1970		157	3.6%
1971		95	2.2%
1972		107	2.4%
1973		93	2.1%
1974		144	3.3%
1975		88	2.0%
1976		86	2.0%
1977		90	2.1%
1978		47	1.1%
1979		123	2.8%
1980		56	1.3%
1981		74	1.7%
1982		66	1.5%
1983		76	1.7%
1984		57	1.3%
1985		4	0.1%
1986		1	0.0%
1988		1	0.0%

Warning: these figures indicate the number of cases found in the data file. They cannot be interpreted as summary statistics of the population of interest.

age_survey: Age at survey

Information	[Type= continuous] [Format=numeric] [Range= 25-77] [Missing=*]
Statistics [NW/ W]	[Valid=4375 /-] [Invalid=0 /-] [Mean=46.822 /-] [StdDev=12.265 /-]
Literal question	Q1A. To start with, and to help us to set a time scale, could you tell me in which year you were born (or your age as at last birthday)? Age
Interviewer's instructions	GRID: Locate year of birth in the grid, note 0 in the columns titled "age", and fill in these columns by retracing the age till the current age of the respondent.

File : gh_qb_children

q201n: Year of birth (child)

Information	[Type= discrete] [Format=numeric] [Range= 1950-2147483624] [Missing=*]
Statistics [NW/ W]	[Valid=3946 /-] [Invalid=429 /-]
Pre-question	NOW I WOULD LIKE TO ASK A FEW QUESTIONS ABOUT THE CHILDREN WE MENTIONED BEFORE. SO YOUR FIRST CHILD IS...
Literal question	201N - 201D. Year of birth and possibly year of death Year of birth
Interviewer's instructions	See the GRID - If child is alive, cross out year of death

Value	Label	Cases	Percentage
1951		1	0.0%
1954		1	0.0%
1955		2	0.1%
1956		4	0.1%
1957		4	0.1%
1958		4	0.1%
1959		10	0.3%
1960		7	0.2%
1961		13	0.3%
1962		12	0.3%
1963		12	0.3%
1964		15	0.4%
1965		13	0.3%
1966		16	0.4%
1967		19	0.5%
1968		21	0.5%
1969		31	0.8%
1970		28	0.7%
1971		30	0.8%
1972		35	0.9%
1973		30	0.8%
1974		36	0.9%
1975		42	1.1%
1976		52	1.3%
1977		49	1.2%
1978		46	1.2%
1979		76	1.9%
1980		81	2.1%
1981		76	1.9%
1982		79	2.0%
1983		105	2.7%
1984		117	3.0%
1985		120	3.0%
1986		106	2.7%
1987		114	2.9%
1988		96	2.4%

File : gh_qb_children

q201n: Year of birth (child)

Value	Label	Cases	Percentage
1989		142	3.6%
1990		124	3.1%
1991		146	3.7%
1992		136	3.4%
1993		117	3.0%
1994		141	3.6%
1995		122	3.1%
1996		125	3.2%
1997		142	3.6%
1998		109	2.8%
1999		124	3.1%
2000		137	3.5%
2001		111	2.8%
2002		111	2.8%
2003		118	3.0%
2004		86	2.2%
2005		101	2.6%
2006		109	2.8%
2007		95	2.4%
2008		69	1.7%
2009		78	2.0%
Sysmiss		429	

Warning: these figures indicate the number of cases found in the data file. They cannot be interpreted as summary statistics of the population of interest.

q201d: Year of death (child)

Information	[Type= discrete] [Format=numeric] [Range= 1955-2147483624] [Missing=*]
Statistics [NW/ W]	[Valid=93 /-] [Invalid=4282 /-]
Pre-question	NOW I WOULD LIKE TO ASK A FEW QUESTIONS ABOUT THE CHILDREN WE MENTIONED BEFORE. SO YOUR FIRST CHILD IS...
Literal question	201N - 201D. Year of birth and possibly year of death Year of death
Interviewer's instructions	See the GRID - If child is alive, cross out year of death

Value	Label	Cases	Percentage
1959		1	1.1%
1961		1	1.1%
1963		1	1.1%
1964		1	1.1%
1965		1	1.1%
1967		1	1.1%
1968		2	2.2%
1970		1	1.1%
1974		1	1.1%
1977		3	3.2%
1978		2	2.2%

File : gh_qb_children

q201d: Year of death (child)

Value	Label	Cases	Percentage
1979		3	<div><div></div></div> 3.2%
1980		1	<div><div></div></div> 1.1%
1981		3	<div><div></div></div> 3.2%
1982		1	<div><div></div></div> 1.1%
1983		4	<div><div></div></div> 4.3%
1984		4	<div><div></div></div> 4.3%
1985		3	<div><div></div></div> 3.2%
1987		3	<div><div></div></div> 3.2%
1988		2	<div><div></div></div> 2.2%
1989		1	<div><div></div></div> 1.1%
1990		1	<div><div></div></div> 1.1%
1991		2	<div><div></div></div> 2.2%
1992		2	<div><div></div></div> 2.2%
1993		1	<div><div></div></div> 1.1%
1995		3	<div><div></div></div> 3.2%
1996		1	<div><div></div></div> 1.1%
1997		3	<div><div></div></div> 3.2%
1998		3	<div><div></div></div> 3.2%
1999		2	<div><div></div></div> 2.2%
2000		4	<div><div></div></div> 4.3%
2001		2	<div><div></div></div> 2.2%
2002		3	<div><div></div></div> 3.2%
2003		5	<div><div></div></div> 5.4%
2004		4	<div><div></div></div> 4.3%
2005		4	<div><div></div></div> 4.3%
2006		4	<div><div></div></div> 4.3%
2007		3	<div><div></div></div> 3.2%
2008		4	<div><div></div></div> 4.3%
2009		2	<div><div></div></div> 2.2%
Sysmiss		4282	

Warning: these figures indicate the number of cases found in the data file. They cannot be interpreted as summary statistics of the population of interest.

q201e: Year when child started living with Ego

Information	[Type= discrete] [Format=numeric] [Range= 1965-2147483624] [Missing=*]
Statistics [NW/ W]	[Valid=215 /-] [Invalid=4160 /-]
Universe	For foster and adopted children
Literal question	201S - 201E. Year when child started (first time) and stopped (last time) living with Ego First time
Interviewer's instructions	See the GRID - If child is still living with Ego, cross out year of end

Value	Label	Cases	Percentage
1964		1	<div><div></div></div> 0.5%
1974		1	<div><div></div></div> 0.5%
1980		1	<div><div></div></div> 0.5%
1981		1	<div><div></div></div> 0.5%

File : gh_qb_children

q201e: Year when child started living with Ego

Value	Label	Cases	Percentage
1982		2	0.9%
1983		2	0.9%
1986		1	0.5%
1987		2	0.9%
1988		2	0.9%
1989		2	0.9%
1990		5	2.3%
1991		2	0.9%
1992		4	1.9%
1994		7	3.3%
1995		1	0.5%
1996		2	0.9%
1997		3	1.4%
1998		11	5.1%
1999		6	2.8%
2000		16	7.4%
2001		12	5.6%
2002		8	3.7%
2003		11	5.1%
2004		12	5.6%
2005		17	7.9%
2006		13	6.0%
2007		31	14.4%
2008		17	7.9%
2009		22	10.2%
Sysmiss		4160	

Warning: these figures indicate the number of cases found in the data file. They cannot be interpreted as summary statistics of the population of interest.

q201f: Year when child stopped living with Ego

Information	[Type= discrete] [Format=numeric] [Range= 1985-2147483624] [Missing=*]
Statistics [NW/ W]	[Valid=37 /-] [Invalid=4338 /-]
Universe	For foster and adopted children
Literal question	201S - 201E. Year when child started (first time) and stopped (last time) living with Ego Last time
Interviewer's instructions	See the GRID - If child is still living with Ego, cross out year of end

Value	Label	Cases	Percentage
1970		1	2.7%
1979		1	2.7%
1981		1	2.7%
1982		1	2.7%
1987		1	2.7%
1991		1	2.7%
1996		1	2.7%
1998		3	8.1%

File : gh_qb_children

q201f: Year when child stopped living with Ego

Value	Label	Cases	Percentage
1999		2	5.4%
2000		5	13.5%
2001		5	13.5%
2002		2	5.4%
2003		1	2.7%
2004		2	5.4%
2005		4	10.8%
2007		1	2.7%
2008		4	10.8%
2009		1	2.7%
Sysmiss		4338	

Warning: these figures indicate the number of cases found in the data file. They cannot be interpreted as summary statistics of the population of interest.

q202: Number of child

Information	[Type= discrete] [Format=numeric] [Range= 1-21] [Missing=*]
Statistics [NW/ W]	[Valid=3977 /-] [Invalid=398 /-]
Literal question	202. No. of child
Interviewer's instructions	see GRID

Value	Label	Cases	Percentage
1		1277	32.1%
2		1038	26.1%
3		730	18.4%
4		447	11.2%
5		226	5.7%
6		115	2.9%
7		60	1.5%
8		40	1.0%
9		20	0.5%
10		9	0.2%
11		5	0.1%
12		4	0.1%
13		3	0.1%
14		2	0.1%
15		1	0.0%
Sysmiss		398	

Warning: these figures indicate the number of cases found in the data file. They cannot be interpreted as summary statistics of the population of interest.

q203: Number of the relationship in which the child was born

Information	[Type= discrete] [Format=numeric] [Range= 0-2147483624] [Missing=*]
Statistics [NW/ W]	[Valid=3718 /-] [Invalid=657 /-]
Literal question	203. Number of the relationship in which the child was born
Interviewer's instructions	see GRID - If birth occurred outside relationship note 00; if adopted, note AA; if fostered note FF

File : gh_qb_children

q203: Number of the relationship in which the child was born

Value	Label	Cases	Percentage
0		621	<div><div></div></div> 16.7%
1		2225	<div><div></div></div> 59.8%
2		662	<div><div></div></div> 17.8%
3		160	<div><div></div></div> 4.3%
4		35	<div><div></div></div> 0.9%
5		13	<div><div></div></div> 0.3%
6		1	<div><div></div></div> 0.0%
8		1	<div><div></div></div> 0.0%
Sysmiss		657	

Warning: these figures indicate the number of cases found in the data file. They cannot be interpreted as summary statistics of the population of interest.

q204: Is this child a girl or a boy

Information	[Type= discrete] [Format=numeric] [Range= 1-2147483624] [Missing=*]
Statistics [NW/ W]	[Valid=3971 /-] [Invalid=404 /-]
Literal question	204. Is this child a girl or a boy?

Value	Label	Cases	Percentage
1	Boy	1947	<div><div></div></div> 49.0%
2	Girl	2024	<div><div></div></div> 51.0%
Sysmiss		404	

Warning: these figures indicate the number of cases found in the data file. They cannot be interpreted as summary statistics of the population of interest.

q205: Country of birth (child)

Information	[Type= discrete] [Format=numeric] [Range= 96000-2147483624] [Missing=*]
Statistics [NW/ W]	[Valid=3965 /-] [Invalid=410 /-]
Literal question	205. In which country was he/she born?
Interviewer's instructions	Note answer in plain text

Value	Label	Cases	Percentage
96000	FRANCE	2	<div><div></div></div> 0.1%
99101	DENMARK	1	<div><div></div></div> 0.0%
99109	GERMANY	6	<div><div></div></div> 0.2%
99116	CZECH REPUBLIC	1	<div><div></div></div> 0.0%
99127	ITALY	3	<div><div></div></div> 0.1%
99132	UNITED KINGDOM	184	<div><div></div></div> 4.6%
99134	SPAIN	5	<div><div></div></div> 0.1%
99135	NETHERLANDS	167	<div><div></div></div> 4.2%
99201	SAUDI ARABIA	3	<div><div></div></div> 0.1%
99205	LEBANON	1	<div><div></div></div> 0.0%
99207	ISRAEL	3	<div><div></div></div> 0.1%
99217	JAPAN	2	<div><div></div></div> 0.1%
99230	HONG KONG	1	<div><div></div></div> 0.0%
99301	EGYPT	3	<div><div></div></div> 0.1%
99302	LIBERIA	9	<div><div></div></div> 0.2%
99303	SOUTH AFRICA	1	<div><div></div></div> 0.0%

File : gh_qb_children

q205: Country of birth (child)

Value	Label	Cases	Percentage
99304	GAMBIA	3	0.1%
99316	LIBYA	2	0.1%
99326	COTE DIVOIRE	7	0.2%
99327	BENIN	4	0.1%
99328	GABON	3	0.1%
99329	GHANA	3493	<div><div></div></div> 88.1%
99331	BURKINA FASO	3	0.1%
99338	NIGERIA	40	<div><div></div></div> 1.0%
99345	TOGO	4	0.1%
99401	CANADA	2	0.1%
99404	UNITED STATES	10	<div><div></div></div> 0.3%
99426	JAMAICA	1	0.0%
99505	AMERICAN SAMOA	1	0.0%
Sysmiss		410	

Warning: these figures indicate the number of cases found in the data file. They cannot be interpreted as summary statistics of the population of interest.

q206_1: What is/are her/his nationality/ies: 1st nationality

Information	[Type= discrete] [Format=numeric] [Range= 96000-2147483624] [Missing=*]
Statistics [NW/ W]	[Valid=3963 /-] [Invalid=412 /-]
Literal question	206. What is/are his/her nationality/ies: First nationality
Interviewer's instructions	Write down in plain text ALL nationalities held

Value	Label	Cases	Percentage
96000	FRANCE	2	0.1%
99101	DENMARK	1	0.0%
99109	GERMANY	2	0.1%
99116	CZECH REPUBLIC	1	0.0%
99127	ITALY	2	0.1%
99132	UNITED KINGDOM	134	<div><div></div></div> 3.4%
99134	SPAIN	2	0.1%
99135	NETHERLANDS	185	<div><div></div></div> 4.7%
99205	LEBANON	1	0.0%
99217	JAPAN	1	0.0%
99239	KOREA (REPUBLIC OF)	1	0.0%
99302	LIBERIA	7	0.2%
99303	SOUTH AFRICA	1	0.0%
99326	COTE DIVOIRE	3	0.1%
99328	GABON	1	0.0%
99329	GHANA	3587	<div><div></div></div> 90.5%
99335	MALI	4	0.1%
99338	NIGERIA	11	0.3%
99401	CANADA	2	0.1%
99426	JAMAICA	1	0.0%
99446	BRITISH CARIBBEAN TERRITORIES	6	0.2%

File : gh_qb_children

q206_1: What is/are her/his nationality/ies: 1st nationality

Value	Label	Cases	Percentage
99505	AMERICAN SAMOA	8	0.2%
Sysmiss		412	

Warning: these figures indicate the number of cases found in the data file. They cannot be interpreted as summary statistics of the population of interest.

q206_2: What is/are her/his nationality/ies: 2nd nationality

Information	[Type= discrete] [Format=numeric] [Range= 96000-2147483624] [Missing=*]
Statistics [NW/ W]	[Valid=170 /-] [Invalid=4205 /-]
Literal question	206. What is/are his/her nationality/ies: Second nationality
Interviewer's instructions	Write down in plain text ALL nationalities held

Value	Label	Cases	Percentage
99109	GERMANY	3	1.8%
99116	CZECH REPUBLIC	1	0.6%
99127	ITALY	1	0.6%
99132	UNITED KINGDOM	39	22.9%
99135	NETHERLANDS	32	18.8%
99326	COTE DIVOIRE	2	1.2%
99329	GHANA	74	43.5%
99338	NIGERIA	5	2.9%
99345	TOGO	2	1.2%
99404	UNITED STATES	3	1.8%
99505	AMERICAN SAMOA	8	4.7%
Sysmiss		4205	

Warning: these figures indicate the number of cases found in the data file. They cannot be interpreted as summary statistics of the population of interest.

q206_3: What is/are her/his nationality/ies: 3rd nationality

Information	[Type= discrete] [Format=numeric] [Range= 96000-2147483624] [Missing=*]
Statistics [NW/ W]	[Valid=2 /-] [Invalid=4373 /-]
Literal question	206. What is/are his/her nationality/ies: Third nationality
Interviewer's instructions	Write down in plain text ALL nationalities held

Value	Label	Cases	Percentage
99132	UNITED KINGDOM	2	100.0%
Sysmiss		4373	

Warning: these figures indicate the number of cases found in the data file. They cannot be interpreted as summary statistics of the population of interest.

q207: What is the child's relationship to you

Information	[Type= discrete] [Format=numeric] [Range= 1-2147483624] [Missing=*]
Statistics [NW/ W]	[Valid=165 /-] [Invalid=4210 /-]
Universe	For foster and adopted children
Literal question	207. What is the child's relationship to you?
Post-question	NEXT CHILD => Next page / Additional sheets Otherwise, HOUSING MODULE => Page 14 / Next page

File : gh_qb_children

q207: What is the child's relationship to you

Value	Label	Cases	Percentage
1	Daughter's child	18	10.9%
2	Son's child	4	2.4%
3	Sister's child	43	26.1%
4	Brother's child	17	10.3%
5	Other	83	50.3%
6	Multiple children	0	
Sysmiss		4210	

Warning: these figures indicate the number of cases found in the data file. They cannot be interpreted as summary statistics of the population of interest.

q207p: Specify the child's relationship to you

Information	[Type= discrete] [Format=character] [Missing=*/.b]
Statistics [NW/ W]	[Valid=79 /-] [Invalid=4 /-]
Universe	For foster and adopted children If q207 in 5
Literal question	207. What is the child's relationship to you? Other => Specify
Post-question	NEXT CHILD => Next page / Additional sheets Otherwise, HOUSING MODULE => Page 14 / Next page

Value	Label	Cases	Percentage
2ND WIFE SISTER		1	1.3%
A FRIEND OF PRISCILLA		1	1.3%
A FRIEND'S DAUGHTER		1	1.3%
BROTHER IN LAW'S CHILD		1	1.3%
COUSIN'S CHILD		2	2.5%
DECEASED FRIENDS DOUGHTER		1	1.3%
FAMILY FRIEND		1	1.3%
FRIEND'S CHILD		4	5.1%
FRIEND'S DAUGHTER		1	1.3%
HEAD'S SON		1	1.3%
MY WIFES NEPHEW		1	1.3%
NEPHEW		1	1.3%
NEPHEW'S CHILD		1	1.3%
NIECE		1	1.3%
NO FAMILY TIES		2	2.5%
NO RELATION		1	1.3%

File : gh_qb_children

q207p: Specify the child's relationship to you

Value	Label	Cases	Percentage
NO RELATIONSHIP		4	5.1%
NO RELATIONSHIP HOUSEHELP.		1	1.3%
OTHER RELATIVE OF HEAD		1	1.3%
OTHER RELATIVE OF HH'S PARTNER		1	1.3%
P2 CHILD FROM OTHER RELATIONSHIP		2	2.5%
PARTNER'S CHILD		10	12.7%
PARTNER'S NEPHEW		1	1.3%
PARTNER'S NIECE		5	6.3%
PARTNERS CHILD		1	1.3%
PARTNERS' DAUGHTER		1	1.3%
SISTER INLAW		1	1.3%
SISTER'S CHILD		1	1.3%
SPOUSE NEPHEW		6	7.6%
SPOUSE NIECE		1	1.3%
SPOUSE'S CHILD		3	3.8%
SPOUSE'S DAUGHTER		1	1.3%
SPOUSE'S DAUGHTER		1	1.3%
SPOUSE'S SON		1	1.3%
STEP - CHILD		3	3.8%
STEP DAUGHTER		2	2.5%
STEP DAUGHTER FROM P3		1	1.3%
STEP SON		3	3.8%
STEP SON FROM P3		1	1.3%
TOOK HER FROM THE STREET		1	1.3%
UNCLE'S SON		1	1.3%
WIFE'S SON		1	1.3%

File : gh_qb_children

q207p: Specify the child's relationship to you

Value	Label	Cases	Percentage
WITHOUT FAMILY TIES		3	3.8%
.b		4	

Warning: these figures indicate the number of cases found in the data file. They cannot be interpreted as summary statistics of the population of interest.

q18: Which is the last school year you attended

Information	[Type= discrete] [Format=numeric] [Range= 0-2147483624] [Missing=*]
Statistics [NW/ W]	[Valid=4327 /-] [Invalid=48 /-]
Literal question	Q18. Let's talk about your studies: Which is the last school year you attended?
Post-question	If q18 in 0, 1, 2, 3, 4, 5, 6, 7, 8, 9 => Go to next page
Interviewer's instructions	- If EGO has no formal education: Encircle the code 00 below - If EGO has some formal education: Encircle the corresponding code

Value	Label	Cases	Percentage
0	None	365	8.4%
1	Pre-school	1	0.0%
2	Pre-school	10	0.2%
3	Pre-school	3	0.1%
4	Primary/Basic	10	0.2%
5	Primary/Basic	15	0.3%
6	Primary/Basic	64	1.5%
7	Primary/Basic	39	0.9%
8	Primary/Basic	61	1.4%
9	Primary/Basic	189	4.4%
10	MS/JSS/JHS/Secondary	71	1.6%
11	MS/JSS/JHS/Secondary	111	2.6%
12	MS/JSS/JHS/Secondary	369	8.5%
13	MS/SSS/SHS/Tech/Voc/Secondary	1171	27.1%
14	SSS/SHS/Tech/Voc/Secondary	245	5.7%
15	SSS/SHS/Tech/Voc/Secondary/Post secondary	405	9.4%
16	Secondary/Post secondary	305	7.0%
17	Post secondary/Bachelor Degree	410	9.5%
18	Bachelor Degree	18	0.4%
19	Bachelor Degree	43	1.0%
20	Bachelor Degree	257	5.9%
21	Second Degree/PhD	23	0.5%
22	Second Degree/PhD	101	2.3%
23	PhD	41	0.9%
Sysmiss		48	

Warning: these figures indicate the number of cases found in the data file. They cannot be interpreted as summary statistics of the population of interest.

flag_age: Less than 25 years and more than 75 years

Information	[Type= discrete] [Format=numeric] [Range= 0-1] [Missing=*]
Statistics [NW/ W]	[Valid=4375 /-] [Invalid=0 /-]
Definition	The migrant is younger than 25 or older than 75 at the time of the survey.

File : gh_qb_children

flag_age: Less than 25 years and more than 75 years

Notes	These individuals have ages very close to the thresholds 25-75.		
Value	Label	Cases	Percentage
0	No	4360	99.7%
1	Yes	15	0.3%

Warning: these figures indicate the number of cases found in the data file. They cannot be interpreted as summary statistics of the population of interest.

flag_arrival: First migration in Europe before 18

Information	[Type= discrete] [Format=numeric] [Range= 0-1] [Missing=*]
Statistics [NW/ W]	[Valid=4375 /-] [Invalid=0 /-]
Definition	The migrant (current or returnee) arrived in Europe the 1st time before 18.

Value	Label	Cases	Percentage
0	No	4362	99.7%
1	Yes	13	0.3%

Warning: these figures indicate the number of cases found in the data file. They cannot be interpreted as summary statistics of the population of interest.

weight_eur: Weighting normalized on the 3 european countries

Information	[Type= continuous] [Format=numeric] [Range= 0.123741947114468-2.92577934265137] [Missing=*]
Statistics [NW/ W]	[Valid=855 /-] [Invalid=3520 /-]
Definition	Use when working on the European countries pooled together (for example, the Senegalese population sampled in France, Italy and Spain). It should not be used if the analyses include individuals surveyed in Africa.

weight_all: Weighting normalized on the 4 countries

Information	[Type= continuous] [Format=numeric] [Range= 0.043433666229248-7.21617412567139] [Missing=*]
Statistics [NW/ W]	[Valid=4375 /-] [Invalid=0 /-]
Definition	Use when working on all countries of the MAFE survey (for example, Senegalese population from Senegalese, French, Italian and Spanish samples).

weight_ctry: Weighting normalized by country

Information	[Type= continuous] [Format=numeric] [Range= 0.054081816226244-5.26600313186646] [Missing=*]
Statistics [NW/ W]	[Valid=4375 /-] [Invalid=0 /-]
Definition	Use when working on a single country (for example, the Senegalese population sampled only in Senegal, or in any single European country).

File : gh_qb_house

ident: Biographic individual identifier

Information	[Type= discrete] [Format=character] [Missing=*]
Statistics [NW/ W]	[Valid=7784 /-] [Invalid=0 /-]
Definition	Individual identifiant = 1st letter of country + n° of questionnaire compost

id_country: Country of the survey

Information	[Type= discrete] [Format=character] [Missing=*]
Statistics [NW/ W]	[Valid=7784 /-] [Invalid=0 /-]
Definition	Country where the data was collected: - G = Ghana - N = Netherlands - U = United Kingdom

Value	Label	Cases	Percentage
G		5352	<div></div> 68.8%
N		1432	<div></div> 18.4%
U		1000	<div></div> 12.8%

Warning: these figures indicate the number of cases found in the data file. They cannot be interpreted as summary statistics of the population of interest.

n_menage: ID of the HH

Information	[Type= continuous] [Format=numeric] [Range= 3-2011] [Missing=*]
Statistics [NW/ W]	[Valid=5352 /-] [Invalid=2432 /-]
Definition	Household ID Only available for Africa

n_indiv: ID of the individual in the HH

Information	[Type= continuous] [Format=numeric] [Range= 0-100] [Missing=*]
Statistics [NW/ W]	[Valid=5352 /-] [Invalid=2432 /-]
Definition	ID of each individual within her/his household Only available for Africa

num_dr: DR number

Information	[Type= continuous] [Format=numeric] [Range= 1-58] [Missing=*]
Statistics [NW/ W]	[Valid=5100 /-] [Invalid=2684 /-]
Definition	Survey area ID Only available for Africa

strata_area: Strata - DR level

Information	[Type= discrete] [Format=numeric] [Range= 1-10] [Missing=*]
Statistics [NW/ W]	[Valid=5272 /-] [Invalid=2512 /-]
Definition	Region area Only available for Africa

Value	Label	Cases	Percentage
1	Accra	3485	<div></div> 66.1%
2	Kumasi	1787	<div></div> 33.9%
Sysmiss		2512	

Warning: these figures indicate the number of cases found in the data file. They cannot be interpreted as summary statistics of the population of interest.

strata_hh: Strata - household level

Information	[Type= discrete] [Format=numeric] [Range= 0-2] [Missing=*]
-------------	--

File : gh_qb_house

strata_hh: Strata - household level

Statistics [NW/ W] [Valid=5272 /-] [Invalid=2512 /-]

Definition Stratification by household migrant status according to the screening survey
Only available for Africa

Value	Label	Cases	Percentage
0	HH with no migrant	2215	42.0%
1	HH with returnee(s)	749	14.2%
2	HH with current migrant(s)	2308	43.8%
Sysmiss		2512	

Warning: these figures indicate the number of cases found in the data file. They cannot be interpreted as summary statistics of the population of interest.

strata_ind: Strata - individual level

Information [Type= discrete] [Format=numeric] [Range= 1-3] [Missing=*]

Statistics [NW/ W] [Valid=5236 /-] [Invalid=2548 /-]

Definition 3 strata according to the individuals' migratory status
Only available for Africa

Value	Label	Cases	Percentage
1	Return migrant	1689	32.3%
2	Partner of a migrant	419	8.0%
3	Other non migrant	3128	59.7%
Sysmiss		2548	

Warning: these figures indicate the number of cases found in the data file. They cannot be interpreted as summary statistics of the population of interest.

num_log: House number

Information [Type= discrete] [Format=numeric] [Range= 1-19] [Missing=*]

Statistics [NW/ W] [Valid=7784 /-] [Invalid=0 /-]

Value	Label	Cases	Percentage
1		1665	21.4%
2		1625	20.9%
3		1465	18.8%
4		1115	14.3%
5		765	9.8%
6		466	6.0%
7		267	3.4%
8		162	2.1%
9		96	1.2%
10		67	0.9%
11		31	0.4%
12		24	0.3%
13		15	0.2%
14		11	0.1%
15		6	0.1%
16		3	0.0%
17		1	0.0%

Warning: these figures indicate the number of cases found in the data file. They cannot be interpreted as summary statistics of the population of interest.

File : gh_qb_house

q1: Sex

Information	[Type= discrete] [Format=numeric] [Range= 1-9999] [Missing=*]
Statistics [NW/ W]	[Valid=7784 /-] [Invalid=0 /-]
Literal question	Q1. The respondent is:
Post-question	To begin with, I would like to note the major events and periods of your life on this grid. We will begin at the time of your birth. Later we will look at these periods of life in some more detail.

Value	Label	Cases	Percentage
1	Man	3613	46.4%
2	Woman	4171	53.6%

Warning: these figures indicate the number of cases found in the data file. They cannot be interpreted as summary statistics of the population of interest.

q1a: Year of birth

Information	[Type= discrete] [Format=numeric] [Range= 1932-9999] [Missing=*]
Statistics [NW/ W]	[Valid=7784 /-] [Invalid=0 /-]
Literal question	Q1A. To start with, and to help us to set a time scale, could you tell me in which year you were born (or your age as at last birthday)? Year of birth
Interviewer's instructions	GRID: Locate year of birth in the grid, note 0 in the columns titled "age", and fill in these columns by retracing the age till the current age of the respondent.

Value	Label	Cases	Percentage
1933		6	0.1%
1934		39	0.5%
1935		25	0.3%
1936		28	0.4%
1937		46	0.6%
1938		28	0.4%
1939		68	0.9%
1940		72	0.9%
1941		23	0.3%
1942		29	0.4%
1943		39	0.5%
1944		99	1.3%
1945		65	0.8%
1946		53	0.7%
1947		100	1.3%
1948		99	1.3%
1949		153	2.0%
1950		108	1.4%
1951		120	1.5%
1952		162	2.1%
1953		150	1.9%
1954		147	1.9%
1955		182	2.3%
1956		135	1.7%
1957		190	2.4%
1958		198	2.5%

File : gh_qb_house

q1a: Year of birth

Value	Label	Cases	Percentage
1959		278	3.6%
1960		201	2.6%
1961		118	1.5%
1962		176	2.3%
1963		212	2.7%
1964		206	2.6%
1965		195	2.5%
1966		143	1.8%
1967		150	1.9%
1968		122	1.6%
1969		337	4.3%
1970		283	3.6%
1971		181	2.3%
1972		190	2.4%
1973		210	2.7%
1974		327	4.2%
1975		193	2.5%
1976		198	2.5%
1977		229	2.9%
1978		146	1.9%
1979		335	4.3%
1980		192	2.5%
1981		214	2.7%
1982		200	2.6%
1983		212	2.7%
1984		146	1.9%
1985		16	0.2%
1986		6	0.1%
1988		4	0.1%

Warning: these figures indicate the number of cases found in the data file. They cannot be interpreted as summary statistics of the population of interest.

age_survey: Age at survey

Information	[Type= continuous] [Format=numeric] [Range= 25-77] [Missing=*]
Statistics [NW/ W]	[Valid=7784 /-] [Invalid=0 /-] [Mean=43.891 /-] [StdDev=12.332 /-]
Literal question	Q1A. To start with, and to help us to set a time scale, could you tell me in which year you were born (or your age as at last birthday)? Age
Interviewer's instructions	GRID: Locate year of birth in the grid, note 0 in the columns titled "age", and fill in these columns by retracing the age till the current age of the respondent.

q301d: Year of arrival in the house

Information	[Type= discrete] [Format=numeric] [Range= 1932-2147483624] [Missing=*]
Statistics [NW/ W]	[Valid=7784 /-] [Invalid=0 /-]
Pre-question	INTERVIEWER: In this module you have to fill in one column for each of the houses occupied by the respondent.

File : gh_qb_house

q301d: Year of arrival in the house

	Special case: If the respondent commutes between two different places of residence during a certain period of time: Fill in a column to describe each of the houses, place a curly bracket over the 2 columns and note the frequency of changeover (e.g. 7 months in Italy; 3 months in Ghana, or weekdays in boarding school; weekends at my Uncle's place).
Literal question	301D - 301F. Years of arrival in and departure from the house Year of arrival
Interviewer's instructions	see GRID If ongoing cross out the end year

Value	Label	Cases	Percentage
1933		1	0.0%
1934		5	0.1%
1935		4	0.1%
1936		6	0.1%
1937		9	0.1%
1938		4	0.1%
1939		10	0.1%
1940		12	0.2%
1941		4	0.1%
1942		6	0.1%
1943		10	0.1%
1944		19	0.2%
1945		13	0.2%
1946		12	0.2%
1947		19	0.2%
1948		18	0.2%
1949		33	0.4%
1950		26	0.3%
1951		26	0.3%
1952		35	0.4%
1953		35	0.4%
1954		45	0.6%
1955		43	0.6%
1956		40	0.5%
1957		53	0.7%
1958		58	0.7%
1959		90	1.2%
1960		58	0.7%
1961		57	0.7%
1962		60	0.8%
1963		70	0.9%
1964		90	1.2%
1965		70	0.9%
1966		87	1.1%
1967		76	1.0%
1968		77	1.0%
1969		136	1.7%

File : gh_qb_house

q301d: Year of arrival in the house

Value	Label	Cases	Percentage
1970		142	1.8%
1971		82	1.1%
1972		107	1.4%
1973		126	1.6%
1974		142	1.8%
1975		106	1.4%
1976		145	1.9%
1977		155	2.0%
1978		121	1.6%
1979		219	2.8%
1980		196	2.5%
1981		175	2.2%
1982		172	2.2%
1983		213	2.7%
1984		203	2.6%
1985		144	1.8%
1986		134	1.7%
1987		134	1.7%
1988		126	1.6%
1989		190	2.4%
1990		176	2.3%
1991		161	2.1%
1992		145	1.9%
1993		150	1.9%
1994		165	2.1%
1995		155	2.0%
1996		139	1.8%
1997		159	2.0%
1998		145	1.9%
1999		199	2.6%
2000		235	3.0%
2001		172	2.2%
2002		175	2.2%
2003		169	2.2%
2004		203	2.6%
2005		197	2.5%
2006		144	1.8%
2007		198	2.5%
2008		172	2.2%
2009		76	1.0%

Warning: these figures indicate the number of cases found in the data file. They cannot be interpreted as summary statistics of the population of interest.

q301f: Year of departure from the house

Information [Type= discrete] [Format=numeric] [Range= 1933-2147483624] [Missing=*]

File : gh_qb_house

q301f: Year of departure from the house

Statistics [NW/ W]	[Valid=6107 /-] [Invalid=1677 /-]
Pre-question	INTERVIEWER: In this module you have to fill in one column for each of the houses occupied by the respondent. Special case: If the respondent commutes between two different places of residence during a certain period of time: Fill in a column to describe each of the houses, place a curly bracket over the 2 columns and note the frequency of changeover (e.g. 7 months in Italy; 3 months in Ghana, or weekdays in boarding school; weekends at my Uncle's place).
Literal question	301D - 301F. Years of arrival in and departure from the house Year of departure
Interviewer's instructions	see GRID If ongoing cross out the end year

Value	Label	Cases	Percentage
1937		1	0.0%
1940		3	0.0%
1942		2	0.0%
1943		3	0.0%
1944		1	0.0%
1945		2	0.0%
1946		4	0.1%
1947		4	0.1%
1948		3	0.0%
1949		4	0.1%
1950		11	0.2%
1951		7	0.1%
1952		8	0.1%
1953		7	0.1%
1954		16	0.3%
1955		10	0.2%
1956		16	0.3%
1957		19	0.3%
1958		23	0.4%
1959		37	0.6%
1960		21	0.3%
1961		31	0.5%
1962		24	0.4%
1963		31	0.5%
1964		42	0.7%
1965		30	0.5%
1966		52	0.9%
1967		43	0.7%
1968		46	0.8%
1969		68	1.1%
1970		81	1.3%
1971		42	0.7%
1972		64	1.0%
1973		78	1.3%
1974		70	1.1%

File : gh_qb_house

q301f: Year of departure from the house

Value	Label	Cases	Percentage
1975		63	1.0%
1976		93	1.5%
1977		101	1.7%
1978		83	1.4%
1979		130	2.1%
1980		145	2.4%
1981		116	1.9%
1982		114	1.9%
1983		151	2.5%
1984		151	2.5%
1985		137	2.2%
1986		133	2.2%
1987		135	2.2%
1988		128	2.1%
1989		190	3.1%
1990		176	2.9%
1991		161	2.6%
1992		145	2.4%
1993		148	2.4%
1994		163	2.7%
1995		154	2.5%
1996		141	2.3%
1997		155	2.5%
1998		146	2.4%
1999		199	3.3%
2000		235	3.8%
2001		173	2.8%
2002		175	2.9%
2003		168	2.8%
2004		205	3.4%
2005		197	3.2%
2006		143	2.3%
2007		201	3.3%
2008		171	2.8%
2009		77	1.3%
Sysmiss		1677	

Warning: these figures indicate the number of cases found in the data file. They cannot be interpreted as summary statistics of the population of interest.

q302: Country

Information	[Type= discrete] [Format=numeric] [Range= 96000-2147483624] [Missing=*]
Statistics [NW/ W]	[Valid=7784 /-] [Invalid=0 /-]
Literal question	302. Name of the COUNTRY
Interviewer's instructions	see GRID

File : gh_qb_house

q302: Country

Value	Label	Cases	Percentage
99000	FRANCE	6	0.1%
99101	DENMARK	1	0.0%
99103	NORWAY	5	0.1%
99109	GERMANY	44	0.6%
99111	BULGARIA	1	0.0%
99116	CZECH REPUBLIC	1	0.0%
99118	BOSNIA-HERZEGOVINA	1	0.0%
99123	RUSSIA	2	0.0%
99126	GREECE	1	0.0%
99127	ITALY	20	0.3%
99131	BELGIUM	6	0.1%
99132	UNITED KINGDOM	495	6.4%
99134	SPAIN	15	0.2%
99135	NETHERLANDS	545	7.0%
99136	IRELAND or EIRE	1	0.0%
99140	SWITZERLAND	2	0.0%
99141	GERMAN DEMOCRATIC REPUBLIC	1	0.0%
99144	MALTA	1	0.0%
99201	SAUDI ARABIA	4	0.1%
99205	LEBANON	2	0.0%
99207	ISRAEL	6	0.1%
99208	TURKEY	3	0.0%
99216	CHINA	3	0.0%
99217	JAPAN	6	0.1%
99219	THAILAND	1	0.0%
99223	INDIA	2	0.0%
99230	HONG KONG	1	0.0%
99237	KOREA	1	0.0%
99239	KOREA (REPUBLIC OF)	1	0.0%
99240	KUWAIT	1	0.0%
99247	UNITED ARAB EMIRATES	1	0.0%
99301	EGYPT	4	0.1%
99302	LIBERIA	12	0.2%
99303	SOUTH AFRICA	9	0.1%
99304	GAMBIA	3	0.0%
99310	ZIMBABWE	4	0.1%
99311	NAMIBIA	1	0.0%
99313	SPANISH PROVINCES OF AFRICA	1	0.0%
99316	LIBYA	16	0.2%
99322	CAMEROON	1	0.0%
99326	COTE D'IVOIRE	41	0.5%
99327	BENIN	3	0.0%
99328	GABON	3	0.0%

File : gh_qb_house

q302: Country

Value	Label	Cases	Percentage
99329	GHANA	6265	80.5%
99331	BURKINA FASO	6	0.1%
99332	KENYA	1	0.0%
99335	MALI	4	0.1%
99336	MAURITANIA	1	0.0%
99337	NIGER	1	0.0%
99338	NIGERIA	154	2.0%
99341	SENEGAL	3	0.0%
99342	SIERRA LEONE	1	0.0%
99343	SUDAN	3	0.0%
99345	TOGO	31	0.4%
99401	CANADA	7	0.1%
99404	UNITED STATES	26	0.3%
99431	NETHERLANDS ANTILLES	1	0.0%
99501	AUSTRALIA	2	0.0%

Warning: these figures indicate the number of cases found in the data file. They cannot be interpreted as summary statistics of the population of interest.

q303: Name of the town/village

Information	[Type= discrete] [Format=character] [Missing=*/b]
Statistics [NW/ W]	[Valid=7641 /-] [Invalid=143 /-]
Literal question	303. You lived then in "name of the TOWN or VILLAGE"
Post-question	FILTER: If GHANA => 304 If The Netherlands or UK => 306 If ANOTHER COUNTRY => 307
Interviewer's instructions	see GRID - in CAPITAL letters

q304: District of the town/village

Information	[Type= discrete] [Format=numeric] [Range= 101-1009] [Missing=*]
Statistics [NW/ W]	[Valid=6160 /-] [Invalid=1624 /-]
Universe	If q303 in Ghana
Literal question	304. In which district is this town/village located?
Post-question	FILTER: If District = 0301 - 0310 (Greater Accra) => 305 If District = 0601 - 0627 (Kumasi) => 305 Otherwise => 307
Interviewer's instructions	see Codes of Districts

Value	Label	Cases	Percentage
101	JOMORO	57	0.9%
102	NZEMA EAST	2	0.0%
103	ELLEMBELLE	8	0.1%
104	AHANTA WEST	16	0.3%
105	SHAMA	4	0.1%
106	SEKONDI TAKORADI METRO	53	0.9%
107	MPOHOR WASSA	3	0.0%
108	TARKWA NSUAEM	18	0.3%

File : gh_qb_house

q304: District of the town/village

Value	Label	Cases	Percentage
109	BOGOSO PRESTEA	7	0.1%
110	WASSA AMENFI WEST	4	0.1%
111	WASSA AMENFI EAST	8	0.1%
112	AOWIN	0	
113	SEFWI WIAWSO	3	0.0%
114	SEFWI BIBIANI BEKWAI	14	0.2%
115	SEFWI AKONTOMBRA	0	
116	JUABESO	0	
117	BIA	0	
201	KOMENDA EDINA EGUAFO ABIREM	83	1.3%
202	CAPE COAST MUNICIPAL	88	1.4%
203	ABURA ASEBU KWANMANKESE	5	0.1%
204	MFANTSIMAN	15	0.2%
205	GOMOA WEST	7	0.1%
206	GOMOA EAST	5	0.1%
207	EFUTU	14	0.2%
208	AWUTU SENYA	4	0.1%
209	AGONA WEST	18	0.3%
210	AGONA EAST	7	0.1%
211	ASIKUMA ODOBEN BRAKWA	7	0.1%
212	AJUMAKO ENYAN ESIAM	10	0.2%
213	ASSIN SOUTH	9	0.1%
214	ASSIN NORTH	4	0.1%
215	TWIFO HEMANG LOWER DENKYIRA	1	0.0%
216	UPPER DENKYIRA EAST	4	0.1%
217	UPPER DENKYIRA WEST	3	0.0%
301	ACCRA METRO AREA	2173	35.3%
302	LEDZOKOKU KROWOR	33	0.5%
303	GA WEST	78	1.3%
304	GA SOUTH	26	0.4%
305	GA EAST	29	0.5%
306	TEMA METROPOLITAN ASSEMBLY	190	3.1%
307	ASHIAMAN MUNICIPALITY	75	1.2%
308	ADENTA MADINA	110	1.8%
309	DANGME WEST	31	0.5%
310	DANGME EAST	54	0.9%
401	SOUTH TONGU	110	1.8%
402	NORTH TONGU	8	0.1%
403	AKATSI	1	0.0%
404	KETA	13	0.2%
405	KETU SOUTH	1	0.0%
406	KETU NORTH	7	0.1%
407	HO	32	0.5%

File : gh_qb_house

q304: District of the town/village

Value	Label	Cases	Percentage
408	KPANDO	21	0.3%
409	HOHOE	15	0.2%
410	JASIKAN	8	0.1%
411	KADJEI	1	0.0%
412	ADAKLU/ ANYIGBE	1	0.0%
413	SOUTH DAYI	0	
414	BIAKOYE	2	0.0%
415	NKWANTA NORTH	4	0.1%
416	NKWANTA SOUTH	3	0.0%
417	KRACHI WEST	4	0.1%
418	KRACHI EAST	1	0.0%
501	BIRIM NORTH	172	2.8%
502	BIRIM CENTRAL	9	0.1%
503	BIRIM SOUTH	2	0.0%
504	AKYEMMANSA	12	0.2%
505	WEST AKIM	18	0.3%
506	EAST AKIM	15	0.2%
507	ATIWA	2	0.0%
508	KWAEBIBIREM	12	0.2%
509	SUHUM K.OALTAR	22	0.4%
510	FANTEAKWA	1	0.0%
511	NEW JUABEN	20	0.3%
512	AKWAPIM SOUTH	19	0.3%
513	AKWAPIM NORTH	7	0.1%
514	YILO KROBO	4	0.1%
515	LOWER MANYA	8	0.1%
516	UPPER MANYA	0	
517	ASUOGYAMAN	7	0.1%
518	KWAHU NORTH/ AFRAM PLAINS	7	0.1%
519	KWAHU SOUTH	25	0.4%
520	KWAHU WEST	12	0.2%
521	KWAHU EAST	4	0.1%
601	ATWIMA NWABIAGYA	236	3.8%
602	ATWIMA MPONUA	3	0.0%
603	AMANSIE WEST	2	0.0%
604	AMANSIE EAST	13	0.2%
605	AMANSIE CENTRAL	3	0.0%
606	BOSOME FREHO	1	0.0%
607	ADANSI WEST	8	0.1%
608	ADANSI SOUTH	8	0.1%
609	ADANSI NORTH	15	0.2%
610	ASHANTI AKIM SOUTH	86	1.4%
611	ASHANTI AKIM NORTH	7	0.1%

File : gh_qb_house

q304: District of the town/village

Value	Label	Cases	Percentage
612	EJISU JUABEN	39	0.6%
613	BOSOMTWI	7	0.1%
614	ATWIMA KWANWOMA	7	0.1%
615	KUMASI METRO	1432	23.2%
616	KWABRE	22	0.4%
617	AFIGYA - KWABRE	6	0.1%
618	AFIGYA SEKYERE	13	0.2%
619	SEKYERE EAST	3	0.0%
620	KUMAWU - AFRAM PLAINS	3	0.0%
621	SEKYERE WEST	8	0.1%
622	SEKYERE CENTRAL	4	0.1%
623	EJURA SEKYEDUMASI	3	0.0%
624	OFFINSO SOUTH	13	0.2%
625	OFFINSO NORTH	8	0.1%
626	AHAFO ANO SOUTH	1	0.0%
627	AHAFO ANO NORTH	1	0.0%
701	ASUNAFO NORTH	61	1.0%
702	ASUNAFO SOUTH	0	
703	ASUTIFI	1	0.0%
704	TANO SOUTH	13	0.2%
705	TANO NORTH	3	0.0%
706	SUNYANI	20	0.3%
707	SUNYANI WEST	4	0.1%
708	DORMAA	9	0.1%
709	DORMAA EAST	6	0.1%
710	JAMAN SOUTH	3	0.0%
711	JAMAN NORTH	0	
712	BREKUM	10	0.2%
713	WENCHI	10	0.2%
714	TAIN	1	0.0%
715	TECHIMAN	10	0.2%
716	NKORANZA SOUTH	4	0.1%
717	NKORANZA NORTH	1	0.0%
718	KINTAMPO NORTH	2	0.0%
719	KINTAMPO SOUTH	2	0.0%
720	ATEBUBU	1	0.0%
721	PRU	0	
722	SENE	0	
801	BOLE	18	0.3%
802	SAWLA TUNA KALBA	1	0.0%
803	WEST GONJA	1	0.0%
804	EAST GONJA	1	0.0%
805	CENTRAL GONJA	1	0.0%

File : gh_qb_house

q304: District of the town/village

Value	Label	Cases	Percentage
806	NANUMBA NORTH	1	0.0%
807	NANUMBA SOUTH	1	0.0%
808	ZABZUGU TATALE	2	0.0%
809	SABOBA	1	0.0%
810	CHEREPONI	9	0.1%
811	YENDI	8	0.1%
812	GUSHIEGU	0	
813	KARAGA	1	0.0%
814	SAVELUGU NANTON	0	
815	TAMALE MUNICIPAL	42	0.7%
816	TOLON KUNBUNGU	2	0.0%
817	WEST MAMPRUSI	1	0.0%
818	EAST MAMPRUSI	1	0.0%
820	BUNKPRUGU - YUUYO	0	
821	KPANDAI	0	
901	BUILSA	11	0.2%
902	KASENA NANKANA WEST	5	0.1%
903	KASENA NANKANA EAST	1	0.0%
904	BONGO	3	0.0%
905	BOLGATANGA MUNICIPAL	15	0.2%
906	BAWKU WEST	5	0.1%
907	BAWKU EAST	2	0.0%
908	TALENSI NABDAM	0	
909	GARU TEMPANE	0	
1001	WA MUNICIPAL	7	0.1%
1002	WA EAST	3	0.0%
1003	WA WEST	0	
1004	NADOWLI	0	
1005	SISSALA EAST	7	0.1%
1006	SISSALA WEST	2	0.0%
1007	JIRAPA	0	
1008	LAMBUSSIE	3	0.0%
1009	LAWRA	2	0.0%
Sysmiss		1624	

Warning: these figures indicate the number of cases found in the data file. They cannot be interpreted as summary statistics of the population of interest.

q305: In which neighbourhood did you live

Information	[Type= discrete] [Format=character] [Missing=*/.b]
Statistics [NW/ W]	[Valid=4312 /-] [Invalid=476 /-]
Universe	If q303 in Ghana If q304 in 0301 - 0310 (Greater Accra) or 0601 - 0627 (Kumasi)
Literal question	305. In which neighbourhood did you live?
Post-question	=> 307
Interviewer's instructions	In CAPITAL letters

File : gh_qb_house

q306: What is the region or province where you lived called

Information	[Type= discrete] [Format=numeric] [Range= 1-61] [Missing=*]
Statistics [NW/ W]	[Valid=1032 /-] [Invalid=6752 /-]
Universe	If q303 in The Netherlands or UK
Literal question	306. What is the region or province where you lived called?
Interviewer's instructions	See Codes of regions

Value	Label	Cases	Percentage
1	DRENTH	0	
2	FLEVOLAND	17	1.6%
3	FRIESLAND	13	1.3%
4	GELDERLAND	4	0.4%
5	GRONINGEN	0	
6	LIMBURG	0	
7	NORTH BRABANT	1	0.1%
8	NORTH HOLLAND	408	39.5%
9	OVERIJSEL	2	0.2%
10	SOUTH HOLLAND	116	11.2%
11	ULTRECHT	1	0.1%
12	ZEELAND	0	
13	BEDFORDSHIRE AND HERTFORDSHIRE	8	0.8%
14	BERKSHIRE,BUCKINGHAMSHIRE AND OXFORDSHIRE	9	0.9%
15	CHESHIRE	0	
16	CORNWALL AND ISLES OF SCILLY	0	
17	CUMBRIA	0	
18	DERBYSHIRE AND NOTTINGHAMSHIRE	4	0.4%
19	DEVON	1	0.1%
20	DORSET AND SOMERSET	2	0.2%
21	EAST ANGLIA	2	0.2%
22	EAST WALES	0	
23	EAST YORKSHIRE AND NORTHERN LINCOLNSHIRE	0	
24	EASTERN SCOTLAND	1	0.1%
25	ESSEX	5	0.5%
26	GLOUCESTERSHIRE,WILTSHIRE AND BRISTOL/BATH AREA	0	
27	GREATER MANCHESTER	5	0.5%
28	HAMPSHIRE AND ISLE OF WIGHT	0	
29	HEREFORDSHIRE,WORCESTERSHIRE AND WARWICKSHIRE	1	0.1%
30	HIGHLANDS AND ISLANDS	0	
31	INNER LONDON	234	22.7%
32	KENT	3	0.3%
33	LANCASHIRE	13	1.3%
34	LEICESTERSHIRE,RUTLAND AND NORTHAMPTONSHIRE	4	0.4%
35	LINCOLNSHIRE	0	
36	MERSEYSIDE	0	

File : gh_qb_house

q306: What is the region or province where you lived called

Value	Label	Cases	Percentage
37	NORTH EASTERAN SCOTLAND	3	0.3%
38	NORTH YORCKSHIRE	2	0.2%
39	NORTHERN IRELAND	0	
40	NORTHUMBERLAND AND TYNE AND WEAR	1	0.1%
41	OUTER LONDON	125	12.1%
42	SHROPSHIRE AND STAFFORDSHIRE	1	0.1%
43	SOUTH WESTERN SCOTLAND	0	
44	SOUTH YORKSHIRE	2	0.2%
45	SURREY,EAST AND WEST SUSSEX	31	3.0%
46	TEES VALLEY AND DURHAM	0	
47	WEST MIDLANDS	7	0.7%
48	WEST WALES AND THE VALLEYS	1	0.1%
49	WEST YORKSHIRE	5	0.5%
Sysmiss		6752	

Warning: these figures indicate the number of cases found in the data file. They cannot be interpreted as summary statistics of the population of interest.

q307: When you arrived in this house you lived

Information	[Type= discrete] [Format=character] [Missing=*/,b/.c]
Statistics [NW/ W]	[Valid=7766 /-] [Invalid=18 /-]
Definition	Alone = 0 With family members = answers 1 to 8 With other persons = answers 9 to 10
Literal question	307. When you arrived in this house you lived... Multiple answers
Post-question	If q307 in 0 => 309
Interviewer's instructions	Read out

Value	Label	Cases	Percentage
0		880	11.3%
01 02		13	0.2%
01 02 04		24	0.3%
01 02 04 05		85	1.1%
01 02 04 05 07		1	0.0%
01 02 04 05 08		53	0.7%
01 02 04 05 08 10		2	0.0%
01 02 04 05 09		1	0.0%
01 02 04 05 09 10		1	0.0%
01 02 04 05 10		10	0.1%
01 02 04 07		1	0.0%
01 02 04 08		6	0.1%
01 02 04 10		3	0.0%
01 02 05		9	0.1%
01 02 05 08		11	0.1%
01 02 07 08		1	0.0%

File : gh_qb_house

q307: When you arrived in this house you lived

Value	Label	Cases	Percentage
01 02 08		15	0.2%
01 02 08 04		2	0.0%
01 02 08 10		3	0.0%
01 02 10		1	0.0%
01 02 5		1	0.0%
01 04		1	0.0%
01 04 03		1	0.0%
01 04 05		11	0.1%
01 04 05 02		2	0.0%
01 04 05 08		6	0.1%
01 05		1	0.0%
01 05 08		3	0.0%
01 08		2	0.0%
02		7	0.1%
02 01		1	0.0%
02 01 04 05 10		1	0.0%
02 03		1	0.0%
02 04		4	0.1%
02 04 05		18	0.2%
02 04 05 01 10		1	0.0%
02 04 05 08		9	0.1%
02 04 05 08 10		2	0.0%
02 04 05 10		1	0.0%
02 04 08		2	0.0%
02 05		8	0.1%
02 05 04		2	0.0%
02 05 04 08		1	0.0%
02 05 08		3	0.0%
02 06 07		1	0.0%
02 08		9	0.1%
02 08 04		1	0.0%
02 08 04 05		1	0.0%
02 08 05		2	0.0%
03		71	0.9%
03 06		21	0.3%
03 06 04		1	0.0%
03 06 07		55	0.7%
03 06 07 08		5	0.1%
03 06 08		2	0.0%
03 07		21	0.3%
03 07 06		1	0.0%
03 07 06 05		1	0.0%
03 07 09		1	0.0%

File : gh_qb_house

q307: When you arrived in this house you lived

Value	Label	Cases	Percentage
03 08		4	0.1%
03 08 07		1	0.0%
03 09		7	0.1%
03 10		7	0.1%
04		11	0.1%
04 02 05		1	0.0%
04 03 06		1	0.0%
04 05		4	0.1%
04 05 08		2	0.0%
04 06 07		1	0.0%
04 08		6	0.1%
04 09		1	0.0%
05		24	0.3%
05 02		1	0.0%
05 03		1	0.0%
05 07		1	0.0%
05 08		6	0.1%
05 08 02		1	0.0%
05 08 10		1	0.0%
05 10		1	0.0%
06		2	0.0%
06 07		10	0.1%
06 07 03		4	0.1%
07		2	0.0%
07 03		2	0.0%
07 06		1	0.0%
07 10		1	0.0%
08		82	1.1%
08 01 02 04 05		3	0.0%
08 01 02 04 10		1	0.0%
08 01 02 05		1	0.0%
08 02		2	0.0%
08 02 04		1	0.0%
08 03		1	0.0%
08 04		2	0.0%
08 04 05		1	0.0%
08 05		2	0.0%
08 06		1	0.0%
08 09		3	0.0%
08 10		4	0.1%
09		57	0.7%
09 02 04		1	0.0%
09 03		1	0.0%

File : gh_qb_house

q307: When you arrived in this house you lived

Value	Label	Cases	Percentage
09 05 02		1	0.0%
09 10		3	0.0%
1		67	0.9%
1 2 4 5		1	0.0%
1 10		2	0.0%
1 2		316	4.1%
1 2 10		1	0.0%
1 2 3		5	0.1%
1 2 3 4		4	0.1%
1 2 3 4 5		5	0.1%
1 2 3 4 5 6 7		2	0.0%
1 2 3 4 6 7		1	0.0%
1 2 3 4 7		1	0.0%
1 2 3 4 8		1	0.0%
1 2 3 5		2	0.0%
1 2 3 5 8		1	0.0%
1 2 3 6 7		1	0.0%
1 2 3 6 7 4		1	0.0%
1 2 3 7 6		1	0.0%
1 2 4		171	2.2%
1 2 4 10		4	0.1%
1 2 4 3		5	0.1%
1 2 4 5		1179	15.2%
1 2 4 5 10		11	0.1%
1 2 4 5 3		4	0.1%
1 2 4 5 3 6		2	0.0%
1 2 4 5 3 6 7		3	0.0%
1 2 4 5 3 7		2	0.0%
1 2 4 5 6		1	0.0%
1 2 4 5 6 7		2	0.0%
1 2 4 5 6 7 3		3	0.0%
1 2 4 5 7		6	0.1%
1 2 4 5 7 6		2	0.0%
1 2 4 5 7 8		1	0.0%
1 2 4 5 8		65	0.8%
1 2 4 5 8 10		2	0.0%
1 2 4 5 8 9		1	0.0%
1 2 4 5 9		1	0.0%
1 2 4 6		4	0.1%
1 2 4 7		1	0.0%
1 2 4 8		6	0.1%
1 2 4 9		1	0.0%
1 2 5		149	1.9%

File : gh_qb_house

q307: When you arrived in this house you lived

Value	Label	Cases	Percentage
1 2 5 4		19	0.2%
1 2 5 4 8		2	0.0%
1 2 5 6		3	0.0%
1 2 5 8		12	0.2%
1 2 5 9		1	0.0%
1 2 6		2	0.0%
1 2 6 4		1	0.0%
1 2 6 7		2	0.0%
1 2 6 7 8		1	0.0%
1 2 7		1	0.0%
1 2 8		26	0.3%
1 2 8 4 5		2	0.0%
1 3		2	0.0%
1 3 4		1	0.0%
1 3 4 5		2	0.0%
1 4		13	0.2%
1 4 2 5		1	0.0%
1 4 5		32	0.4%
1 4 5 3		1	0.0%
1 4 5 6 7		1	0.0%
1 4 5 8		7	0.1%
1 4 7 8		1	0.0%
1 4 8		3	0.0%
1 5		10	0.1%
1 5 4 8		3	0.0%
1 5 8		2	0.0%
1 6		2	0.0%
1 6 7		1	0.0%
1 8		20	0.3%
1 8 4 5		1	0.0%
1 8 5		1	0.0%
1 9		1	0.0%
10		241	3.1%
10 08 09		1	0.0%
10 9		5	0.1%
2		108	1.4%
2 1		5	0.1%
2 1 10 5 4		1	0.0%
2 1 3 7 6		1	0.0%
2 1 4		1	0.0%
2 1 4 5		5	0.1%
2 1 5 4		2	0.0%
2 10		3	0.0%

File : gh_qb_house

q307: When you arrived in this house you lived

Value	Label	Cases	Percentage
2 3 4 5		1	0.0%
2 3 4 6		1	0.0%
2 3 4 7		1	0.0%
2 3 5 6 7		1	0.0%
2 3 6 7		3	0.0%
2 4		35	0.5%
2 4 1 5		1	0.0%
2 4 3		1	0.0%
2 4 3 6		1	0.0%
2 4 5		117	1.5%
2 4 5 1		1	0.0%
2 4 5 10		2	0.0%
2 4 5 3 6		1	0.0%
2 4 5 3 6 7		2	0.0%
2 4 5 6		2	0.0%
2 4 5 6 7		1	0.0%
2 4 5 8		10	0.1%
2 4 8		9	0.1%
2 5		40	0.5%
2 5 4		6	0.1%
2 5 4 8		2	0.0%
2 5 6 7		1	0.0%
2 5 6 8		1	0.0%
2 5 7		2	0.0%
2 5 8		10	0.1%
2 6		4	0.1%
2 6 10		1	0.0%
2 6 3 8		1	0.0%
2 6 7		11	0.1%
2 6 7 8		2	0.0%
2 6 8		1	0.0%
2 7		3	0.0%
2 7 6		1	0.0%
2 8		33	0.4%
2 8 1		1	0.0%
2 8 4 5		1	0.0%
3		588	7.6%
3 10		15	0.2%
3 10 7		2	0.0%
3 2		1	0.0%
3 3 6 7		1	0.0%
3 4		2	0.0%
3 4 5		9	0.1%

File : gh_qb_house

q307: When you arrived in this house you lived

Value	Label	Cases	Percentage
3 4 5 6 7		1	0.0%
3 4 6 7		1	0.0%
3 4 7		1	0.0%
3 5		5	0.1%
3 5 6		3	0.0%
3 5 6 7		2	0.0%
3 5 7		1	0.0%
3 5 8		1	0.0%
3 6		194	2.5%
3 6 10		6	0.1%
3 6 10 9		1	0.0%
3 6 4		1	0.0%
3 6 7		476	6.1%
3 6 7 10		7	0.1%
3 6 7 4 8		1	0.0%
3 6 7 5		1	0.0%
3 6 7 8		21	0.3%
3 6 7 8 10		2	0.0%
3 6 7 9		2	0.0%
3 6 8		8	0.1%
3 6 9		2	0.0%
3 7		217	2.8%
3 7 1		2	0.0%
3 7 10		5	0.1%
3 7 4		2	0.0%
3 7 5		1	0.0%
3 7 6		32	0.4%
3 7 6 10		1	0.0%
3 7 8		9	0.1%
3 8		7	0.1%
3 9		8	0.1%
4		137	1.8%
4 1 2		1	0.0%
4 10		7	0.1%
4 2		3	0.0%
4 2 5		1	0.0%
4 3 7		1	0.0%
4 4 10		1	0.0%
4 5		20	0.3%
4 5 1		1	0.0%
4 5 1 2		2	0.0%
4 5 1 6 7		1	0.0%
4 5 10		3	0.0%

File : gh_qb_house

q307: When you arrived in this house you lived

Value	Label	Cases	Percentage
4 5 2		1	0.0%
4 5 6		1	0.0%
4 5 6 8		1	0.0%
4 5 7		1	0.0%
4 5 7 8		1	0.0%
4 5 8		10	0.1%
4 6		1	0.0%
4 6 10		1	0.0%
4 7		4	0.1%
4 8		11	0.1%
4 9		5	0.1%
5		122	1.6%
5 10		8	0.1%
5 2 8		2	0.0%
5 3 7		1	0.0%
5 4		2	0.0%
5 4 8		1	0.0%
5 5 8		1	0.0%
5 6		8	0.1%
5 6 7		4	0.1%
5 7		8	0.1%
5 7 3		1	0.0%
5 7 8		1	0.0%
5 8		30	0.4%
6		32	0.4%
6 7		1	0.0%
6 1 2 4 5 3 7		1	0.0%
6 10		1	0.0%
6 2 4 5		1	0.0%
6 3		1	0.0%
6 4 3		1	0.0%
6 5		3	0.0%
6 5 4 2 1		1	0.0%
6 7		100	1.3%
6 7 10		1	0.0%
6 7 3		5	0.1%
6 7 3 8		1	0.0%
6 7 5		2	0.0%
6 7 5 4 8		1	0.0%
6 7 8		8	0.1%
6 8		4	0.1%
6 8 3		1	0.0%
7		46	0.6%

File : gh_qb_house

q307: When you arrived in this house you lived

Value	Label	Cases	Percentage
7 10		1	0.0%
7 3		2	0.0%
7 4 5 2		1	0.0%
7 5		3	0.0%
7 6		4	0.1%
7 6 3		1	0.0%
7 8		13	0.2%
7 9		2	0.0%
7 9 3		1	0.0%
8		572	7.4%
8 1 2		1	0.0%
8 10		4	0.1%
8 2		3	0.0%
8 2 7		1	0.0%
8 3		2	0.0%
8 3 6		1	0.0%
8 3 6 7		3	0.0%
8 4		6	0.1%
8 4 5		1	0.0%
8 5		3	0.0%
8 5 4		2	0.0%
8 6		3	0.0%
8 6 7		1	0.0%
8 7		1	0.0%
8 9		2	0.0%
9		297	3.8%
9 0		1	0.0%
9 10		2	0.0%
9 3 6		1	0.0%
9 6		1	0.0%
9 7		1	0.0%
9 8		1	0.0%
.b		16	
.c		2	


Warning: these figures indicate the number of cases found in the data file. They cannot be interpreted as summary statistics of the population of interest.

q307_0: When you arrived in this house you lived: Alone

Information	[Type= discrete] [Format=numeric] [Range= 0-1] [Missing=*]		
Statistics [NW/ W]	[Valid=7784 /-] [Invalid=0 /-]		
Literal question	307. When you arrived in this house you lived... Alone		
Interviewer's instructions	Read out		
Value	Label	Cases	Percentage
0	No	6904	88.7%

File : gh_qb_house



q307_0: When you arrived in this house you lived: Alone

Value	Label	Cases	Percentage
1	Yes	880	 11.3%

Warning: these figures indicate the number of cases found in the data file. They cannot be interpreted as summary statistics of the population of interest.

q307_1: When you arrived in this house you lived: With father


Information	[Type= discrete] [Format=numeric] [Range= 0-1] [Missing=*]
Statistics [NW/ W]	[Valid=7784 /-] [Invalid=0 /-]
Literal question	307. When you arrived in this house you lived... With your father
Interviewer's instructions	Read out

Value	Label	Cases	Percentage
0	No	5276	 67.8%
1	Yes	2508	 32.2%

Warning: these figures indicate the number of cases found in the data file. They cannot be interpreted as summary statistics of the population of interest.

q307_2: When you arrived in this house you lived: With mother



Information	[Type= discrete] [Format=numeric] [Range= 0-1] [Missing=*]
Statistics [NW/ W]	[Valid=7784 /-] [Invalid=0 /-]
Literal question	307. When you arrived in this house you lived... With your mother
Interviewer's instructions	Read out

Value	Label	Cases	Percentage
0	No	4952	 63.6%
1	Yes	2832	 36.4%

Warning: these figures indicate the number of cases found in the data file. They cannot be interpreted as summary statistics of the population of interest.

q307_3: When you arrived in this house you lived: With partner(s)



Information	[Type= discrete] [Format=numeric] [Range= 0-1] [Missing=*]
Statistics [NW/ W]	[Valid=7784 /-] [Invalid=0 /-]
Literal question	307. When you arrived in this house you lived... With your partner(s)/spouse(s)
Interviewer's instructions	Read out

Value	Label	Cases	Percentage
0	No	5847	 75.1%
1	Yes	1937	 24.9%

Warning: these figures indicate the number of cases found in the data file. They cannot be interpreted as summary statistics of the population of interest.

q307_4: When you arrived in this house you lived: With brother(s)

Information	[Type= discrete] [Format=numeric] [Range= 0-1] [Missing=*]
Statistics [NW/ W]	[Valid=7784 /-] [Invalid=0 /-]
Literal question	307. When you arrived in this house you lived... With one or several brothers
Interviewer's instructions	Read out

Value	Label	Cases	Percentage
0	No	5456	 70.1%
1	Yes	2328	 29.9%

File : gh_qb_house

q307_4: When you arrived in this house you lived: With brother(s)

Warning: these figures indicate the number of cases found in the data file. They cannot be interpreted as summary statistics of the population of interest.

q307_5: When you arrived in this house you lived: With sister(s)

Information	[Type= discrete] [Format=numeric] [Range= 0-1] [Missing=*]		
Statistics [NW/ W]	[Valid=7784 /-] [Invalid=0 /-]		
Literal question	307. When you arrived in this house you lived... With one or several sisters		
Interviewer's instructions	Read out		

Value	Label	Cases	Percentage
0	No	5456	<div></div> 70.1%
1	Yes	2328	<div></div> 29.9%

Warning: these figures indicate the number of cases found in the data file. They cannot be interpreted as summary statistics of the population of interest.

q307_6: When you arrived in this house you lived: With son(s)

Information	[Type= discrete] [Format=numeric] [Range= 0-1] [Missing=*]		
Statistics [NW/ W]	[Valid=7784 /-] [Invalid=0 /-]		
Literal question	307. When you arrived in this house you lived... With your son(s)		
Interviewer's instructions	Read out		

Value	Label	Cases	Percentage
0	No	6645	<div></div> 85.4%
1	Yes	1139	<div></div> 14.6%

Warning: these figures indicate the number of cases found in the data file. They cannot be interpreted as summary statistics of the population of interest.

q307_7: When you arrived in this house you lived: With daughter(s)

Information	[Type= discrete] [Format=numeric] [Range= 0-1] [Missing=*]		
Statistics [NW/ W]	[Valid=7784 /-] [Invalid=0 /-]		
Literal question	307. When you arrived in this house you lived... With your daughter(s)		
Interviewer's instructions	Read out		

Value	Label	Cases	Percentage
0	No	6598	<div></div> 84.8%
1	Yes	1186	<div></div> 15.2%

Warning: these figures indicate the number of cases found in the data file. They cannot be interpreted as summary statistics of the population of interest.

q307_8: When you arrived in this house you lived: With another parent

Information	[Type= discrete] [Format=numeric] [Range= 0-1] [Missing=*]		
Statistics [NW/ W]	[Valid=7784 /-] [Invalid=0 /-]		
Literal question	307. When you arrived in this house you lived... With another relative		
Interviewer's instructions	Read out		

Value	Label	Cases	Percentage
0	No	6534	<div></div> 83.9%
1	Yes	1250	<div></div> 16.1%

Warning: these figures indicate the number of cases found in the data file. They cannot be interpreted as summary statistics of the population of interest.

File : gh_qb_house

q307_9: When you arrived in this house you lived: With friend(s)

Information	[Type= discrete] [Format=numeric] [Range= 0-1] [Missing=*]
Statistics [NW/ W]	[Valid=7784 /-] [Invalid=0 /-]
Literal question	307. When you arrived in this house you lived... With one or several friends
Interviewer's instructions	Read out

Value	Label	Cases	Percentage
0	No	7367	94.6%
1	Yes	417	5.4%

Warning: these figures indicate the number of cases found in the data file. They cannot be interpreted as summary statistics of the population of interest.

q307_10: When you arrived in this house you lived: With other

Information	[Type= discrete] [Format=numeric] [Range= 0-1] [Missing=*]
Statistics [NW/ W]	[Valid=7784 /-] [Invalid=0 /-]
Literal question	307. When you arrived in this house you lived... Other
Interviewer's instructions	Read out

Value	Label	Cases	Percentage
0	No	7399	95.1%
1	Yes	385	4.9%

Warning: these figures indicate the number of cases found in the data file. They cannot be interpreted as summary statistics of the population of interest.

q307_NR: When you arrived in this house you lived: With ... no answer

Information	[Type= discrete] [Format=numeric] [Range= 0-1] [Missing=*]
Statistics [NW/ W]	[Valid=7784 /-] [Invalid=0 /-]
Literal question	307. When you arrived in this house you lived... No answer
Interviewer's instructions	Read out

Value	Label	Cases	Percentage
0	No	7766	99.8%
1	Yes	18	0.2%

Warning: these figures indicate the number of cases found in the data file. They cannot be interpreted as summary statistics of the population of interest.

q307_a: Specify the other relative

Information	[Type= discrete] [Format=character] [Missing=*/,b]
Statistics [NW/ W]	[Valid=1209 /-] [Invalid=18 /-]
Universe	If q307_8 in 1
Literal question	307. When you arrived in this house you lived... With another relative => Specify

Value	Label	Cases	Percentage
'EXTERNAL FAMILY MEMBERS'		1	0.1%
08		1	0.1%
2		1	0.1%
2 COUSINS		1	0.1%
8		1	0.1%

File : gh_qb_house

q307_a: Specify the other relative

Value	Label	Cases	Percentage
A COUSIN		1	0.1%
A FOSTER CHILD		1	0.1%
A NEPHEW OF MY FATHER		1	0.1%
AN AUNTE		2	0.2%
AN AUNTIE		3	0.2%
ANTE		1	0.1%
ANTE AND HER HUSBAND		1	0.1%
AUNT		76	6.3%
AUNT AND COUSIN		1	0.1%
AUNT AND COUSINS		6	0.5%
AUNT AND UNCLE		1	0.1%
AUNT PLUS AUNTS HUSBAND		1	0.1%
AUNT PLUS HER FAMILY		1	0.1%
AUNT PLUS HUSBAND AND COUSINS		1	0.1%
AUNT UNCLE		1	0.1%
AUNT WHO IS NOT OWNER		1	0.1%
AUNT'S FAMILY		1	0.1%
AUNT, COUSIN		1	0.1%
AUNT, COUSINS		3	0.2%
AUNT, COUSINS AND GRANDMOTHE		1	0.1%
AUNT, MY LATER PARTNER		1	0.1%
AUNT, UNCLE		2	0.2%
AUNT, UNCLE, COUSINS		1	0.1%
AUNTE		9	0.7%
AUNTE & COUSINS		1	0.1%
AUNTE AND COUSIN		1	0.1%
AUNTIE		54	4.5%

File : gh_qb_house

q307_a: Specify the other relative

Value	Label	Cases	Percentage
AUNTIE AND NEPHEWS		1	0.1%
AUNTIE FROM MY MOTHER SIDE		1	0.1%
AUNTIE NEPHEW NIECES		1	0.1%
AUNTIE ON MY MOTHERS SIDE		2	0.2%
AUNTIE UNCLE COUSINS		1	0.1%
AUNTIE'S AND UNCLES		1	0.1%
AUNTIE, COUSINS		1	0.1%
AUNTIE, HER HUSBAND AND CHILDREN		1	0.1%
AUNTIES		6	0.5%
AUNTIES & UNCLES		1	0.1%
AUNTIES AND UNCLES		2	0.2%
AUNTIES AND UNCLES FROM MY FATHER		1	0.1%
AUNTIES COUSINS		1	0.1%
AUNTIES, COUSINS, NIECES		1	0.1%
AUNTIES, GRANDPARENT		1	0.1%
AUNTS		2	0.2%
AUNTS AND COUSINS		1	0.1%
AUNTS AND UNCLES		2	0.2%
AUNTS, COUSINS		1	0.1%
AUNTS, STEP MOTHER, COUSINS, GRAND PARENTS		1	0.1%
AUNTY		107	8.9%
AUNTY AND COUSINS.		1	0.1%

File : gh_qb_house

q307_a: Specify the other relative

Value	Label	Cases	Percentage
AUNTY AND HUSBAND		1	0.1%
AUNTY AND HUSBAND PLUS COUSINS		1	0.1%
AUNTY COUSINS		2	0.2%
AUNTY UNCLE		1	0.1%
AUNTY, COUSINS		1	0.1%
BROETHER-IN-LAW		1	0.1%
BROTEHR IN LAW		1	0.1%
BROTHER IN LAW		3	0.2%
BROTHER IN LAW, NIECES, NEPHEW		1	0.1%
BROTHER IN-LAW NEPHEW, NIECES		1	0.1%
BROTHER'S GIRLFRIEND		1	0.1%
BROTHER'S WIFE		5	0.4%
BROTHER-IN-LAW		1	0.1%
BROTHER-IN-LAW		3	0.2%
BROTHER-IN-LAW AND SISTER-IN-LAWS		1	0.1%
BROTHER-IN-LAW AND THEIR DAUGHTER		1	0.1%
BROTHER-INLAW		1	0.1%
BROTHERS CHILDREN AND WIFE		1	0.1%
CAUSIN		2	0.2%
CHILDREN OF MY SON AND WIFE		1	0.1%
COSIN		1	0.1%
COUISIN		1	0.1%
COUNSIS		1	0.1%

File : gh_qb_house

q307_a: Specify the other relative

Value	Label	Cases	Percentage
COUSIN		79	6.5%
COUSIN & NEPHEWS UNCLE		1	0.1%
COUSIN & UNCLE & NEPHEW		1	0.1%
COUSIN AND AUNTIE		1	0.1%
COUSIN AND COUSIN'S HUSBAND		1	0.1%
COUSIN AND COUSIN'S WIFE		1	0.1%
COUSIN AND HER CHILDREN PLUS HUSBAND		1	0.1%
COUSIN AND HER HUSBAND		1	0.1%
COUSIN AND HIS WIFE		1	0.1%
COUSIN AND WIFE		1	0.1%
COUSIN IN LAW (COUSIN'S HUSBAND)		1	0.1%
COUSIN(FATHE NIECE)		1	0.1%
COUSIN(FEMAI		1	0.1%
COUSIN, COUSIN'S HUSBAND AND NIECE		2	0.2%
COUSIN, FAMILY'S FRIEND		1	0.1%
COUSIN.		1	0.1%
COUSINS		60	5.0%
COUSINS AUNTIES GRANDMOTHE		1	0.1%
COUSINS' & NEPHEW		1	0.1%
COUSINS, AUNT		1	0.1%
COUSINS, AUNT, UNCLE		1	0.1%
COUSINS, AUNTIE		1	0.1%

File : gh_qb_house

q307_a: Specify the other relative

Value	Label	Cases	Percentage
COUSINS, AUNTS		2	0.2%
COUSINS, NEPHEW		1	0.1%
COUSINS, NIECES		1	0.1%
COUSINS, STEP BROTHERS		1	0.1%
COUSINS, UNCLES		2	0.2%
DAUGHTERS' CHILDREN		1	0.1%
DECEASED SISTER'S CHILDREN		1	0.1%
EMPLOYEE		1	0.1%
EXTENDED FAMILY MEMBERS		1	0.1%
FAMILY MEMBER		1	0.1%
FAMILY MEMBERS		4	0.3%
FAMILY RELATIVES		1	0.1%
FATHER AND MOTHER IN LAW		1	0.1%
FATHER SIDE		1	0.1%
FATHER'S BROTHER		2	0.2%
FATHER'S BROTHER (UNCLE)		1	0.1%
FATHER'S FAMILY		2	0.2%
FATHER'S GIRLFRIEND		1	0.1%
FATHER'S RELATIVES		1	0.1%
FATHER'S SISTER		1	0.1%
FATHER-IN- LAW		1	0.1%
FATHERS FAMILY AND COUSINS		1	0.1%
FATHERS WIFE		1	0.1%
FIRST PARTNER		1	0.1%

File : gh_qb_house

q307_a: Specify the other relative

Value	Label	Cases	Percentage
FOSTER CHILD		1	0.1%
FOSTER CHILDREN		1	0.1%
FOSTERED		1	0.1%
FOSTERED CHILD		3	0.2%
FOSTERED CHILD & NIECE		1	0.1%
FOSTERED CHILDREN		5	0.4%
FOSTERED GRAND SONS		1	0.1%
FOSTERED GRANDSON		1	0.1%
FOSTOR CHILD		1	0.1%
GIRLFRIEND OF BROTHER		1	0.1%
GRAMD MOTHER		1	0.1%
GRAMD-CHILDREN		1	0.1%
GRAND CHILDREN		2	0.2%
GRAND CHILDREN AND NIECE		1	0.1%
GRAND CHILDREN NEPHEWS		1	0.1%
GRAND FATHER		2	0.2%
GRAND MOTHE UNCLE		1	0.1%
GRAND MOTHER		23	1.9%
GRAND MOTHER AND GRAND FATHER		1	0.1%
GRAND MUM		1	0.1%
GRAND PARENT		1	0.1%
GRAND PARENTS		5	0.4%
GRANDCHILDR		3	0.2%
GRANDFATHER		9	0.7%
GRANDFATHER GRANDMOTHE		1	0.1%

File : gh_qb_house

q307_a: Specify the other relative

Value	Label	Cases	Percentage
GRANDFATHER AUNTS AND UNCLES		1	0.1%
GRANDFATHER GRANDMOTHE		1	0.1%
GRANDFATHER GRANDMOTHE AND COUSINS		1	0.1%
GRANDFATHER UNCLE, AUNT AND COUSINS		1	0.1%
GRANDMA		1	0.1%
GRANDMA, GRANDPA, AUNTS, COUSINS		1	0.1%
GRANDMOM		1	0.1%
GRANDMOPTHI		1	0.1%
GRANDMOTHE		97	8.0%
GRANDMOTHE & AUNT		1	0.1%
GRANDMOTHE & COUSINS		1	0.1%
GRANDMOTHE AND COUSIN		1	0.1%
GRANDMOTHE AND COUSINS		1	0.1%
GRANDMOTHE AND STEPFATHER		1	0.1%
GRANDMOTHE AUNTIES COUSINS		1	0.1%
GRANDMOTHE GRANDFATHER		1	0.1%
GRANDMOTHE NEPHEW		2	0.2%
GRANDMOTHE BROTHER		1	0.1%
GRANDMOTHE SISTER		1	0.1%
GRANDMOTHE AUNTIES		1	0.1%
GRANDMOTHE AUNTIES, COUSINS		2	0.2%
GRANDMOTHE COUSINS		1	0.1%
GRANDMOTHE NIECES, COUSIN		1	0.1%

File : gh_qb_house

q307_a: Specify the other relative

Value	Label	Cases	Percentage
GRANDMOTHE UNCLE AND AUNT		1	0.1%
GRANDMOTHE		1	0.1%
GRANDMOTNE		1	0.1%
GRANDMUM		1	0.1%
GRANDPARENT		6	0.5%
GRANDPARENT AUNTIES		1	0.1%
GRANDPARENT AUNTS, COUSINS AND STEP MOTHERS		1	0.1%
GRANDPARETS		1	0.1%
GRANDSON		2	0.2%
GRANG MOTHER		1	0.1%
GRANMOTHER, AUNTS		1	0.1%
HIS NEPHEW		1	0.1%
HOUSE HELP		1	0.1%
HUSBANDS SISTER		1	0.1%
INCLE		2	0.2%
MATERNAL GRANDMOTHE		1	0.1%
MATERNAL GRANDMOTHE PATERNAL AUNTY		1	0.1%
MOM'S FAMILY RELATIVES		1	0.1%
MOTHE IN LAW		1	0.1%
MOTHER IN LAW		3	0.2%
MOTHER OF WIFE		1	0.1%
MOTHER' RELATIVE		1	0.1%
MOTHER'S RELATIVE		3	0.2%
MOTHER'S RELATIVES		1	0.1%
MOTHER'S SISTER		3	0.2%
MOTHER'S SISTERS		1	0.1%

File : gh_qb_house

q307_a: Specify the other relative

Value	Label	Cases	Percentage
MOTHER-IN - LAW		1	0.1%
MOTHER-IN- LAW		3	0.2%
MOTHER- INLAW		1	0.1%
MOTHERS COUSINS		1	0.1%
MULTIPLE RELATIVES		1	0.1%
MUMS RELATIVE		1	0.1%
MY AUNTIE		1	0.1%
MY AUNTIE AND HER HUSBAND		1	0.1%
MY AUNTIES		2	0.2%
MY AUNTY		1	0.1%
MY BROTHERS WIFE		2	0.2%
MY COUSIN AND I RENTED AN APARTMENT TOGETHER		1	0.1%
MY FATHER'S FAMILY HOUSE		1	0.1%
MY FATHER'S SISTER		1	0.1%
MY MOTHERS YOUNGER SISTER		5	0.4%
MY NIECES & NEPHEWS (08)		1	0.1%
MY SISTER'S HUSBAND		1	0.1%
MY UNCLE AND HIS FAMILY		1	0.1%
NEICE		1	0.1%
NEPHEW		18	1.5%
NEPHEW & NIECES		1	0.1%
NEPHEW AND NIECE		1	0.1%
NEPHEW NEICE GRANDSON		1	0.1%
NEPHEW OF FATHER		2	0.2%

File : gh_qb_house

q307_a: Specify the other relative

Value	Label	Cases	Percentage
NEPHEW, NIECE, BROTHER- INLAW		1	0.1%
NEPHEWS		3	0.2%
NEPHEWS AND COUSINS		1	0.1%
NEPHEWS AND NICES		1	0.1%
NEPHEWS AND NIECES		3	0.2%
NEPHEWS COUSINS		1	0.1%
NEPHEWS, NIECES		1	0.1%
NEPHEWS, NIECES AND COUSINS		1	0.1%
NICE GRAND DUAGTHER		1	0.1%
NICES & NEPHEWS		2	0.2%
NIECE		24	2.0%
NIECE & NEPHEW		1	0.1%
NIECE (2)		1	0.1%
NIECE AND COUSIN		1	0.1%
NIECE NEPHEW		2	0.2%
NIECE OF MY FATHER		1	0.1%
NIECE, COUSIN		1	0.1%
NIECES		5	0.4%
NIECES & NEPHEWS		1	0.1%
NIECES AND NEPHEWS		1	0.1%
NIECES NEPHEW		1	0.1%
OLDER COUSIN AND HER HUSBAND		1	0.1%
OTHER MEMBERS OF THE FAMILY		1	0.1%
PARENT'S FRIEND		1	0.1%
SEVERAL RELATIVES		1	0.1%

File : gh_qb_house

q307_a: Specify the other relative

Value	Label	Cases	Percentage
SISTER		6	0.5%
SISTER IN LAW		3	0.2%
SISTER IN LAW AND HER SON		1	0.1%
SISTER IN-LAW		2	0.2%
SISTER WHO IS IN ITALY NOW		1	0.1%
SISTER'S CHILDREN		1	0.1%
SISTER'S HUSBAND		2	0.2%
SISTER'S HUSBAND, SISTER'S HOUSEHELP		1	0.1%
SISTER'S SON		1	0.1%
SISTER(TWIN)		1	0.1%
SISTER-IN-LAW OF MY MOTHER		1	0.1%
SISTER-INLAW		1	0.1%
SISTERS CHILDREN		1	0.1%
SISTERS HUSBAND		1	0.1%
SOME OF MY PARENTS RELATIVES		1	0.1%
SON IN LAW; GRANDSON		1	0.1%
SON-IN-LAW		1	0.1%
STEP CHILDREN		4	0.3%
STEP DAUGHTER		1	0.1%
STEP FATHER		3	0.2%
STEP FATHER COUSIN		2	0.2%
STEP FATHER HOUSE HELP		1	0.1%
STEP MOTHER		13	1.1%
STEP MOTHER STEP BROTHER		1	0.1%
STEP MOTHER STEP/HALF SIBLINGS		1	0.1%

File : gh_qb_house

q307_a: Specify the other relative

Value	Label	Cases	Percentage
STEP MUM, COUSINS		1	0.1%
STEP- BROTHER		3	0.2%
STEP-FATHER		1	0.1%
STEP-MOTHER		4	0.3%
STEPCHILDREN		1	0.1%
STEPFATHER		3	0.2%
STEPMOTHER		4	0.3%
STEPMPHTER 1, STEPMOTHER 2 AND FOSTED CHILDREN		1	0.1%
THE BROTHER OF MY EX- WIFE		1	0.1%
THREE AUNTIES MAVIS, KATE AND VERA		1	0.1%
THREE STEPCHILDREN		1	0.1%
TWIN SISTER		1	0.1%
TWO GRANDCHILDR		1	0.1%
TWO GRANDCHILDR AND MY SISTER'S DAUGHTER		1	0.1%
UNCLDE		1	0.1%
UNCLE		177	14.6%
UNCLE & AUNT		1	0.1%
UNCLE & AUNTE		2	0.2%
UNCLE & COUSINS		1	0.1%
UNCLE & GRANDCHILDR		1	0.1%
UNCLE AND AUNT		3	0.2%
UNCLE AND AUNTIE		1	0.1%
UNCLE AND AUNTIES		1	0.1%
UNCLE AND COUSINS		1	0.1%
UNCLE AND HIS FAMILY		5	0.4%

File : gh_qb_house

q307_a: Specify the other relative

Value	Label	Cases	Percentage
UNCLE AND HIS WIFE		2	0.2%
UNCLE AND WIFE		3	0.2%
UNCLE AND WIFE AND CHILDREN		1	0.1%
UNCLE AUNT		5	0.4%
UNCLE AUNT COUSINS		1	0.1%
UNCLE COUSIN		1	0.1%
UNCLE COUSINE		1	0.1%
UNCLE COUSINS		1	0.1%
UNCLE COUSINS PLUS BROTHER		1	0.1%
UNCLE'S WIFE		3	0.2%
UNCLE, AUNT AND COUSIN		1	0.1%
UNCLE, AUNT AND COUSINS		2	0.2%
UNCLE, AUNT AND DCOUSINS		1	0.1%
UNCLE, AUNT, COUSINS		5	0.4%
UNCLE, COUSINS		6	0.5%
UNCLE, COUSINS & AUNT-IN-LAW		1	0.1%
UNCLE, COUSINS, AUNTIES		1	0.1%
UNCLE, WIFE, 3 RELATIVES		1	0.1%
UNCLE, WIVES OF UNCLE AND COUSINS		1	0.1%
UNCLES		8	0.7%
UNCLES AND AUNTIES		3	0.2%
UNCLES AND AUNTIES.		1	0.1%
UNCLES AND COUSINS		1	0.1%

File : gh_qb_house

q307_a: Specify the other relative

Value	Label	Cases	Percentage
UNCLES COUSIN AUNTS		1	0.1%
UNCLES COUSINS AUNTIES		1	0.1%
UNCLES HOME AND HIS FAMILY		1	0.1%
UNCLES, AUNTIES & COUSINS		1	0.1%
UNCLES, COUSINS		1	0.1%
UNCLES, NIECES		1	0.1%
UNLE		1	0.1%
VARIOUS		1	0.1%
VARIOUS EXTENDED FAMILY		1	0.1%
WITH ANOTHER GHANAIAN FAMILY		1	0.1%
uncle, step-sister and step-brother		1	0.1%
.		1	
.b		17	

Warning: these figures indicate the number of cases found in the data file. They cannot be interpreted as summary statistics of the population of interest.

q307_b: Specify the other person

Information	[Type= discrete] [Format=character] [Missing=*/.b]
Statistics [NW/ W]	[Valid=402 /-] [Invalid=1 /-]
Universe	If q307_10 in 1
Literal question	307. When you arrived in this house you lived... Other => Specify

Value	Label	Cases	Percentage
(HOUSEHELP) IN A NON RELATIVES HOUSE.		1	0.2%
07		1	0.2%
1		2	0.5%
10 ROOMMATES		1	0.2%
2		7	1.7%
2 ROOMMATES		1	0.2%
4 OTHER ROOMMATES		1	0.2%

File : gh_qb_house

q307_b: Specify the other person

Value	Label	Cases	Percentage
A BOY ADOPTED BY MY HUSBAND		1	0.2%
A CHIEF IN NIGERIA		1	0.2%
A CHURCH MEMBER		2	0.5%
A FAMILY OF A CHURCH I VISITED		1	0.2%
A FELLO GHANANIAN		1	0.2%
A FRIEND		3	0.7%
A FRIEND OF MY MOTHER		2	0.5%
A FRIENDS MOTHER		1	0.2%
A GHANANIAN		1	0.2%
A GHANANIAN FAMILY		2	0.5%
A GHANANIAN WHO TOOK HIM TO HIS HOUSE		1	0.2%
A GHANANIAN WHO WAS THE OWNER OF THE APPARTMENT		1	0.2%
A GHANANIAN WHO WAS THE OWNER OF THE APPARTMETN		1	0.2%
A NON- RELATIVE		1	0.2%
A PERSON I WAS INTRODUCED TO		1	0.2%
A PRIEST		1	0.2%
A WHITEMAN WITHOUT FAMILY TIES		1	0.2%
ANOTHER GHANANIAN FAMILY		1	0.2%
AQUINTANCE		1	0.2%
ASYLUM HOUSE		1	0.2%























File : gh_qb_house

q307_b: Specify the other person

Value	Label	Cases	Percentage
AUNITE		1	0.2%
AUNT		4	1.0%
AUNTIE		1	0.2%
AUNTIES		1	0.2%
AUNTIES AND COUSINS		1	0.2%
AUNTY		4	1.0%
BOARDERS		3	0.7%
BOARDING HOUSE		2	0.5%
BOARDING PUPILS		1	0.2%
BOARDING SCHOL DORMITORY		1	0.2%
BOARDING SCHOOL		6	1.5%
BOARDING SCHOOL DORMITORY		1	0.2%
BROTHER IN LAW		1	0.2%
BROTHER IN LAW'S CHILDREN		1	0.2%
BROTHER'S GIRLFRIEND		1	0.2%
BROTHER'S WIFE		1	0.2%
BROTHER-IN- LAW		1	0.2%
BUSINESS PARTNERS		1	0.2%
CHILDREN		1	0.2%
CHRISTIAN BROTHER		1	0.2%
CHURCH MEMBER		1	0.2%
CHURCH RENTED HOUSE		1	0.2%
CO- WORKER		1	0.2%
CO-SPOUSE		1	0.2%
CO-SPOUSE & HER CHILD		1	0.2%
CO-WIFE AND STEP DAUGHTER		1	0.2%
CO-WORKER		1	0.2%
CO-WORKERS		3	0.7%

File : gh_qb_house

q307_b: Specify the other person

Value	Label	Cases	Percentage
COLLEAGUE, STUDENTS		1	 0.2%
COLLEAGUES		2	 0.5%
COMFORT (M6), COMFORTS DAUGHTER AND SON		1	 0.2%
COUSIN		1	 0.2%
COUSINS		4	 1.0%
COUSINS UNCLE		1	 0.2%
COWORKERS ON CARGO SHIP		1	 0.2%
DAUGHTER OF FAMILY FRIEND		1	 0.2%
DAUGHTERS CHILDREN AND RELATIVE OF HH PARTNER		1	 0.2%
DAUGHTERS CHILDREN AND RELATIVE OF THE HH PARTNER		1	 0.2%
DOMESTIC WORKER		1	 0.2%
DOMESTIC WORKERS		1	 0.2%
DORMITORY IN SECONDARY SCHOOL		1	 0.2%
DUMASE		1	 0.2%
EMPLOYEE		2	 0.5%
EMPLOYEE OF HEAD AND FRIEND OF SON		1	 0.2%
EMPLOYER		5	 1.2%
F6 AKOSNA		2	 0.5%
FAMILY FRIEND		3	 0.7%
FAMILY FRIENDS		1	 0.2%
FAMILY RELATIONS		1	 0.2%
FAMILY-GHANANIAN		1	 0.2%


























File : gh_qb_house

q307_b: Specify the other person

Value	Label	Cases	Percentage
FARMWORKER EMPLOYED BY FATHER		1	0.2%
FATHER'S COLLEAGUES		1	0.2%
FATHER'S FRIEND		3	0.7%
FATHER'S FRIEND AND HIS FAMILY		1	0.2%
FLAATMATES		1	0.2%
FLATMATES		4	1.0%
FOSTER CHILD IN 2002		1	0.2%
FOSTER PARENTS		1	0.2%
FOSTERED GRAND DAUGHTER		2	0.5%
FRIEND		2	0.5%
FRIEND AND LANDLORD		1	0.2%
FRIEND OF MY AUNT		1	0.2%
FRIEND OF THE FAMILY		1	0.2%
FRIENDS		2	0.5%
FRIENDS CHILD SISTER'S CHILD		1	0.2%
FRIENDS OF PARENTS		1	0.2%
GODFATHER		1	0.2%
GOT A 3 BED, AND RENTED TWO OTHER ROOMS TO TWO PORTUGUESE PEOPLE		1	0.2%
GRAND CHILDREN		1	0.2%
GRAND MOTHER		1	0.2%
GRANDCHILDR		1	0.2%
GRANDDAUGH		1	0.2%
GRANDFATHER		1	0.2%
GRANDMOTHE		3	0.7%
GRANDMOTHE FRIEND		1	0.2%

File : gh_qb_house

q307_b: Specify the other person

Value	Label	Cases	Percentage
GRANDMOTHER AUNTIE		1	 0.2%
GRANDPARENT		1	 0.2%
GRANSON		1	 0.2%
GROUP OF PEOPLE WORKING FOR DRUMMING COMPANY		1	 0.2%
GUARDIAN		1	 0.2%
HIS MASTER AS AN APPRENTICE IN MASON		2	 0.5%
HOST FAMILY		1	 0.2%
HOST FAMILY AS AN AU PAIR		1	 0.2%
HOSTEL		2	 0.5%
HOUSE BOY		1	 0.2%
HOUSE HELP		9	 2.2%
HOUSE HELPERS		1	 0.2%
HOUSE MATE		1	 0.2%
HOUSE OWNER		1	 0.2%
HOUSEHELP		7	 1.7%
HOUSEHELPS		1	 0.2%
HOUSEMATE		2	 0.5%
HOUSEMATES		3	 0.7%
HUSBAND SON		1	 0.2%
HUSBAND'S NIECE		1	 0.2%
I LHired A ROOM IN SOMEONES PLACE		1	 0.2%
I LIVE IN THE SEMMORY'S HOSTEL		1	 0.2%
I WAS IMPRISONED		1	 0.2%
I WAS LOUNGING WITH A MANY, WAS HELPING BUSINESS		1	 0.2%
IN A STUDENT HOSTEL		1	 0.2%

File : gh_qb_house

q307_b: Specify the other person

Value	Label	Cases	Percentage
IN ITALY I LIVED WITH BROTHER'S WIFE AND NEPHEW. IN DEN HAAG WITH OTHER TENANTS		1	<div></div> 0.2%
IN SOMEBODY'S GARAGE WITH OTHER PEOPLE		1	<div></div> 0.2%
INTERNATIONAL HOSTEL		1	<div></div> 0.2%
LANDLORD		4	<div></div> 1.0%
LANDLORD, WIFE, CHILDREN		1	<div></div> 0.2%
LANDLORDS		1	<div></div> 0.2%
MAID SERVANT		1	<div></div> 0.2%
MAIS-SERVANT		1	<div></div> 0.2%
MOTHER-IN-LAW		1	<div></div> 0.2%
MY AUNTY		1	<div></div> 0.2%
MY BOSS (LAWYER)		1	<div></div> 0.2%
MY BROTHERS WIFE AND CHILDREN		1	<div></div> 0.2%
MY DIRECTOR		1	<div></div> 0.2%
MY FRIEND GRACE		1	<div></div> 0.2%
MY UNCLES FRIENDS		1	<div></div> 0.2%
NANNY		1	<div></div> 0.2%
NEICE		1	<div></div> 0.2%
NEPHEWS		3	<div></div> 0.7%
NET HIM ON THE STREET (UNKNOWN)		1	<div></div> 0.2%
NEVER KNEW HIM BEFORE, MET HIM ON THE STREET		1	<div></div> 0.2%
NGO		1	<div></div> 0.2%
NIECE		3	<div></div> 0.7%
NIECES		2	<div></div> 0.5%
NO FAMILY TIES		1	<div></div> 0.2%























File : gh_qb_house

q307_b: Specify the other person

Value	Label	Cases	Percentage
NO RELATION		1	0.2%
NO RELATION(STR		2	0.5%
NON - RELATIVE		1	0.2%
NOT RELATED		3	0.7%
NURSES HOSTEL		4	1.0%
NURSING QUARTERS		1	0.2%
ONE OTHER		1	0.2%
OTHER ASYLUM SEEKERS		2	0.5%
OTHER BOARDING STUDENTS		1	0.2%
OTHER COLLEAGUES		1	0.2%
OTHER EMPLOYEES		1	0.2%
OTHER MISSIONARIES		1	0.2%
OTHER NURSES		5	1.2%
OTHER PEOPLE WHO WANTED TO TRAVEL TO EUROPE		1	0.2%
OTHER POLICEMEN		3	0.7%
OTHER PRIESTS		3	0.7%
OTHER REMNANTS		1	0.2%
OTHER STUDENTS		9	2.2%
OTHER STUDENTS OF BOARDING SCHOOL		1	0.2%
OTHER TENANTS		21	5.2%
OTHER TENANTS AND HOUSEHELPER.		1	0.2%
OTHER TENANTS IN SHARED ROOM		1	0.2%

File : gh_qb_house

q307_b: Specify the other person

Value	Label	Cases	Percentage
OTHER TENANTS IN THE SAME COMPOUND		1	 0.2%
OTHER TENANTS OCCUPIED OTHER ROOMS. WE HAD A ROOM AND HALL		1	 0.2%
OTHER TENNANTS		1	 0.2%
OTHERTENANT		1	 0.2%
OWNER OF THE HOUSE		1	 0.2%
PARTNER'S PARENTS AND IN- LAWS (BROTHERS AND SISTERS)		1	 0.2%
PARTNERS RELATIONS		1	 0.2%
PERSON FROM THE SAME VILLAGE		1	 0.2%
RENTED ROOM WITH ROOM/ FLATMATES		1	 0.2%
RENTERS		1	 0.2%
ROOM MATE		1	 0.2%
ROOM MATES		6	 1.5%
ROOM MATS		1	 0.2%
ROOMMATE		1	 0.2%
SCHOLL HOSTEL		1	 0.2%
SCHOOL		1	 0.2%
SCHOOL BOARDING NURSE		1	 0.2%
SCHOOL CAMPUS		1	 0.2%
SCHOOL HOSTEL		2	 0.5%
SCHOOL MATES		1	 0.2%
SECONDARY BOARDING SCHOOL		1	 0.2%
SEVERAL COUSINS		3	 0.7%

File : gh_qb_house

q307_b: Specify the other person

Value	Label	Cases	Percentage
SHARED PRIVATE ACCOMMODAT WITH STUDENTS		1	<div></div> 0.2%
SHARING A FLAT WITH OTHER IMMIGRANTS		1	<div></div> 0.2%
SISTER -IN- LAW		1	<div></div> 0.2%
SISTER CHILDREN (NEPHEWS)		1	<div></div> 0.2%
SISTER IN LAW		3	<div></div> 0.7%
SISTER'S HUSBAND		1	<div></div> 0.2%
SISTER'S HUSBAND AND CHILDREN		1	<div></div> 0.2%
SISTERS HUSBAND		1	<div></div> 0.2%
SOME GHANAIANS I MET		1	<div></div> 0.2%
SOME GHANAIANS I MET THERE		1	<div></div> 0.2%
SOMEONE FROM THE SAME TOWN I COME FROM		1	<div></div> 0.2%
STAYED WITH A PASTOR IN A MISSION HOUSE		1	<div></div> 0.2%
STAYING AND TRAVELLING WITH VARIOUS FRIENDS		1	<div></div> 0.2%
STEP CHILDREN		1	<div></div> 0.2%
STEP CHILDREN (2)		1	<div></div> 0.2%
STEP DAUGHTERS		1	<div></div> 0.2%
STEP DAUGHTER		1	<div></div> 0.2%
STEP FATHER		2	<div></div> 0.5%
STEP SON		2	<div></div> 0.5%

File : gh_qb_house

q307_b: Specify the other person

Value	Label	Cases	Percentage
STEPFATHER STEPBROTHERS STEPSISTERS		1	0.2%
STUDENT ACCOMODATION		4	1.0%
STUDENT HOUSE		1	0.2%
STUDENTS		8	2.0%
STUDENTS BOARDING HOUSE		3	0.7%
STUDENTS; BOARDING SCHOOL		1	0.2%
TENANT		1	0.2%
TENANTS		9	2.2%
TRAINING COLLEGE CAMPUS		1	0.2%
TWO HOUSEHELP		1	0.2%
TWO HOUSEHELPS		1	0.2%
UNCLE		4	1.0%
UNCLE AND HIS WIFE AND THEIR CHILDREN		1	0.2%
UNIVERSITY		1	0.2%
UNIVERSITY CAMPUS		1	0.2%
UNIVERSITY HOSTEL		1	0.2%
VARIOUS EXTENDED FAMILY		2	0.5%
VARIOUS HOUSEMATES		1	0.2%
WITH ANOTHER GHANAIAN FAMILY		1	0.2%
WITH OTHER BOARDING PEOPLE		2	0.5%
WITH OTHER BOARDING SCHOLL PUPILS		1	0.2%
WITH OTHER STUDENT		1	0.2%
WITH OTHER STUDENTS		1	0.2%

File : gh_qb_house

q307_b: Specify the other person

Value	Label	Cases	Percentage
WITH OTHERS WHO WERE ALSO SEEKING ASYLUM		1	0.2%
WITH ROOM MATES IN RESIDENCE		1	0.2%
WITHOUT FAMILY TIES		5	1.2%
WITHOUT FAMILY TIES. (MOTHER'S FRIEND)		1	0.2%
.b		1	

Warning: these figures indicate the number of cases found in the data file. They cannot be interpreted as summary statistics of the population of interest.

q308: Who was at the that time the head of the HH

Information	[Type= discrete] [Format=numeric] [Range= 1-2147483624] [Missing=*]
Statistics [NW/ W]	[Valid=6870 /-] [Invalid=914 /-]
Universe	If q307 not in 0
Literal question	308. Who was at that time (when you arrived) the head of household?
Interviewer's instructions	(multiple responses possible)

Value	Label	Cases	Percentage
1	Yourself	1324	19.3%
2	Someone else	5339	77.7%
12	Yourself and someone else	207	3.0%
Sysmiss		914	

Warning: these figures indicate the number of cases found in the data file. They cannot be interpreted as summary statistics of the population of interest.

q309: And you were yourself

Information	[Type= discrete] [Format=numeric] [Range= 1-2147483624] [Missing=*]
Statistics [NW/ W]	[Valid=7726 /-] [Invalid=58 /-]
Literal question	309. And you were yourself:
Post-question	If q309 not in 1 => 311

Value	Label	Cases	Percentage
1	Living rent free	5214	67.5%
2	Tenant or participating in payment of rent	2020	26.1%
3	Owner or leaseholder	260	3.4%
4	Resident in a hostel (workers), student residence	209	2.7%
5	Other, Specify	23	0.3%
Sysmiss		58	

Warning: these figures indicate the number of cases found in the data file. They cannot be interpreted as summary statistics of the population of interest.

q309p: Specify q309

Information	[Type= discrete] [Format=character] [Missing=*/.b]
Statistics [NW/ W]	[Valid=16 /-] [Invalid=7 /-]

File : gh_qb_house

q309p: Specify q309

Universe	If q309 in 5
Literal question	309. And you were yourself: Other => Specify

Value	Label	Cases	Percentage
ASSISTANCE OF DUTCH GOVERNMENT		1	6.2%
BOARDING SCHOOL		2	12.5%
COMPANY'S HOUSE		3	18.8%
CONTRIBUTED TO UTILITY BILLS		1	6.2%
DID FOOD SHOPPING		1	6.2%
HE LIVED FOR A WHILE RENT FREE UNTILL HE FOUND A JOB AND CONTRIBUTED SOME MONEY FOR THE HOME UPKEEP		1	6.2%
HE OWNED HOUSE BUT NOT NOTED IN ASSETS, SO 5 INSTEAD OF 3 TO AVOID ERROR		1	6.2%
IN A FAMILY HOUSE		1	6.2%
IN A FAMILY HSE		1	6.2%
JOINT RENTS PAYMENT		1	6.2%
OWNS HOUSE BUT NOT IN ASSETS THUS 5 INSTEAD OF 3 TO AVOID ERROR		1	6.2%
SHE OWNED THIS HOUSE,BUT NOT ANSWERED ASSET-SECTION; SO INSTEAD OF 3 I ANSWER 5 HERE, TO AVOID ERROR		1	6.2%

File : gh_qb_house

q309p: Specify q309

Value	Label	Cases	Percentage
WORKER ON A BOAT		1	6.2%
.b		7	

Warning: these figures indicate the number of cases found in the data file. They cannot be interpreted as summary statistics of the population of interest.

q310: You were housed by

Information	[Type= discrete] [Format=numeric] [Range= 1-2147483624] [Missing=*]
Statistics [NW/ W]	[Valid=5135 /-] [Invalid=2649 /-]
Universe	If q309 in 1
Literal question	310. You were housed by...

Value	Label	Cases	Percentage
1	Your partner, owner of the house	339	6.6%
2	Your partner, not owner of the house	567	11.0%
3	Your parents who were owners	1302	25.4%
4	Your parents who were not owners	1402	27.3%
5	Another member of the family	1157	22.5%
6	A friend	105	2.0%
7	Other, specify	263	5.1%
Sysmiss		2649	

Warning: these figures indicate the number of cases found in the data file. They cannot be interpreted as summary statistics of the population of interest.

q310_a: Specify the other who housed you

Information	[Type= discrete] [Format=character] [Missing=*/.b]
Statistics [NW/ W]	[Valid=227 /-] [Invalid=36 /-]
Universe	If q309 in 1 If q310 in 7
Literal question	310. You were housed by... Other => Specify

Value	Label	Cases	Percentage
A FRIEND FROM THEIR HOME TOWN		1	0.4%
A LADY WITHOUT FAMILY TIES		2	0.9%
A PASTOR		1	0.4%
A SCHOOL		1	0.4%
A STRANGER (NO RELATION)		1	0.4%
A STRANGER (NO RELATION)		1	0.4%
AFRICAN UNION		2	0.9%
ASYLUM HOUSE		1	0.4%
AUNTY		1	0.4%

File : gh_qb_house

q310_a: Specify the other who housed you

Value	Label	Cases	Percentage
BROTHER		1	0.4%
BRTHER		1	0.4%
BY EMPLOYER		1	0.4%
CAMPUS ACCOMMODAT		2	0.9%
CARETAKER OF A RELATIVE'S HOUSE		2	0.9%
CHURCH		4	1.8%
CHURCH MEMBER		1	0.4%
CHURCH MISSIONARY		1	0.4%
COMPANY'S HOUSE		1	0.4%
EMPLOYEE		1	0.4%
EMPLOYER		20	8.8%
EMPLOYER HOUSED HIM		1	0.4%
EMPLOYER WHO IS OWNER		1	0.4%
EMPLOYER: WORKING FOR A WOMAN AS SHOP ASSISTANT		1	0.4%
EMPLOYERS		3	1.3%
FAMILY FRIEND		1	0.4%
FAMILY HOUSE		73	32.2%
FAMILY HSE		1	0.4%
FATHER'S EMPLOYER		1	0.4%
FATHER'S FRIEND		1	0.4%
FATHER'S GIRLFRIEND WHO WAS NOT OWNER		1	0.4%
FIREND OF FATHER		1	0.4%
FORMER EMPLOYER		1	0.4%
GERMAN AUTHORITY		1	0.4%
GERMAN COMPANY		1	0.4%

File : gh_qb_house

q310_a: Specify the other who housed you

Value	Label	Cases	Percentage
GERMAN PLUMBING COMPANY		1	0.4%
GHANA POLICE SERVICE		16	7.0%
GODFATHER		1	0.4%
GOVERNMENT		1	0.4%
GOVERNMENT (ASYLUM)		1	0.4%
GOVERNMENT (ASYLYM)		1	0.4%
GOVERNMENT ACCOMMODAT		5	2.2%
GOVERNMENT BUNGALOW		1	0.4%
GOVERNMENT PRISON		1	0.4%
GOVERNMENT PROVISION		1	0.4%
GOVERNMENT' FLAT (EMPLOYER)		1	0.4%
GRAND PARENTS		1	0.4%
GRANDMOTHE WHO WAS OWNER		1	0.4%
GRANDMOTHE FRIEND		1	0.4%
HIS MASTER AS AN APPRENTICE IN MASON		1	0.4%
HIS MASTER AS AN APPRENTISE IN MASON		1	0.4%
HOSPITAL		1	0.4%
HOST		1	0.4%
HOST FAMILY		2	0.9%
HOST INSTITUTION		1	0.4%
HOUSE OF THE DRUMMING COMPANY WHO RECRUITED EGO UK		1	0.4%
HOUSED BY THE SCHOOL HE WAS TEACHING IN		1	0.4%

File : gh_qb_house

q310_a: Specify the other who housed you

Value	Label	Cases	Percentage
HUSBAND OF HER FRIEND		1	0.4%
HUSBAND'S EMPLOYER		2	0.9%
HUSBAND'S RELATIVES		1	0.4%
MANET PARADISE HOTEL STAFF HOUSE		1	0.4%
MINING COMPANY		1	0.4%
MINISTRY OF AGRICULTURE (EMPLOYER)		1	0.4%
MISSION PREMISES (FATHER, HEAD MASTER)		4	1.8%
MOTHER IN LAW		1	0.4%
MOTHER'S FRINED		1	0.4%
MOTHERS FAMILY HOUSE		2	0.9%
MY EMPLOYER		2	0.9%
MY PARENTS FRIEND		1	0.4%
NGO		1	0.4%
NKWANTA SECONDARY SCHOOL PROVIDED HOUSING, NATIONA		1	0.4%
NON - RELATIVE		1	0.4%
PARTNER'S EMPLOYER		1	0.4%
PARTNER'S EMPLOYERS		1	0.4%
PERSON I WAS STAYING WITH		1	0.4%
POLICE BARRACKS		1	0.4%
PRIVATE ACCOMODATIC		1	0.4%
RENTING		1	0.4%
SCHOOL		1	0.4%

File : gh_qb_house

q310_a: Specify the other who housed you

Value	Label	Cases	Percentage
SCHOOL BUNGALOW		1	0.4%
SOCIAL MOTHER		1	0.4%
SOME GHANAIANS WHO LATER BECAME MY FRIENDS		1	0.4%
SQUATTING		1	0.4%
STEP FATHER		1	0.4%
THE GERMAN GOVERNMENT		1	0.4%
THE GOVERNMENT OF GERMANY		1	0.4%
THINK TWICE FISHING COMPANY		1	0.4%
U.K GOVERNMENT		1	0.4%
UNITED NATIONS		2	0.9%
UNITED NATIONS (U.N)		1	0.4%
UNIVERSITY ACCOMODATION		1	0.4%
UNIVERSITY FOR SCIENCE AND TECHNOLOGY		1	0.4%
UNIVERSITY HALL		1	0.4%
UNIVERSITY HOSTEL		1	0.4%
UNKNOWN PERSON		1	0.4%
WHERE I LEARNT THE OCCUPATION		1	0.4%
WHITEMAN WHO HAS NO FAMILY TIES		1	0.4%
WHITEMEN		1	0.4%
WITHOUT FAMILY TIES		1	0.4%
WITHOUT FAMILY TIES (EMPLOYER)		1	0.4%
WITHOUT FAMILY TIES WHO IS THE OWNER		1	0.4%

File : gh_qb_house

q310_a: Specify the other who housed you

Value	Label	Cases	Percentage
.b		36	

Warning: these figures indicate the number of cases found in the data file. They cannot be interpreted as summary statistics of the population of interest.

q311: What type of accommodation did you have

Information	[Type= discrete] [Format=numeric] [Range= 1-2147483624] [Missing=*]
Statistics [NW/ W]	[Valid=7741 /-] [Invalid=43 /-]
Literal question	311. What type of accommodation did you have?

Value	Label	Cases	Percentage
1	A room	1028	13.3%
2	An apartment	1989	25.7%
3	A traditional house	488	6.3%
4	A multi-storey compound house	810	10.5%
5	A single storey compound house	3001	38.8%
6	Other, Specify	374	4.8%
7	A mansion/villa	51	0.7%
Sysmiss		43	

Warning: these figures indicate the number of cases found in the data file. They cannot be interpreted as summary statistics of the population of interest.

q311_a: Specify the other type of accommodation

Information	[Type= discrete] [Format=character] [Missing=*/b/.a]
Statistics [NW/ W]	[Valid=358 /-] [Invalid=8 /-]
Universe	If q311 in 6
Literal question	311. What type of accommodation did you have? Other => Specify

Value	Label	Cases	Percentage
10 PEOPLE		1	0.3%
2-ROOM IN RETIRED HOUSE		1	0.3%
3-BED HOUSE		1	0.3%
4 BEDROOM HOUSE		1	0.3%
A FLAT		1	0.3%
A HOUSE		1	0.3%
A MAGNIFICENT SINGLE STOREY HSE.		1	0.3%
A MANSION/ VILLA		3	0.8%
A MASION/ VILLA		3	0.8%
A MULTI STOREY BUILDING		1	0.3%
A MULTI STOREY HOUSE		5	1.4%

File : gh_qb_house

q311_a: Specify the other type of accommodation

Value	Label	Cases	Percentage
A MULTI STOREY HOUSE. 10 BEDROOM		1	0.3%
A MULTI STOREY HOUSE. 10 BEDROOMS		1	0.3%
A MULTI-STORY HOUSE		1	0.3%
A MULTI-STOREY HOUSE		2	0.6%
A REFUGEE CAMP		1	0.3%
A SINGLE - STOREY HOUSE		2	0.6%
A SINGLE STOREY		3	0.8%
A SINGLE STOREY 4 BEDROOM		1	0.3%
A SINGLE STOREY HOUSE		19	5.3%
A SINGLE STOREY HOUSE. 2 BEDROOM		1	0.3%
A SINGLE STOREY HSE		2	0.6%
A SINGLE STOREY HSE.		1	0.3%
A SINGLE STOREY SELF-CONTAINER HOUSE		1	0.3%
A SINGLE STORY HOUSE		5	1.4%
A SINGLE-STOREY HOUSE		3	0.8%
A SINGLE-STORY HOUSE		1	0.3%
A STUDENT HOSTEL		1	0.3%
A WOODEN STRUCTURES		1	0.3%
BAKERY SHOP		1	0.3%
BANGALOU		1	0.3%
BANGLOW		4	1.1%
BEDSIT		1	0.3%






















File : gh_qb_house

q311_a: Specify the other type of accommodation

Value	Label	Cases	Percentage
BIG BANGLOW		1	0.3%
BOARDING HOUSE		7	2.0%
BOARDING SCHOOL		2	0.6%
BOYS QUARTERS		1	0.3%
BUNGALOW		2	0.6%
BUNGALOW BUILDING		1	0.3%
CAMP		1	0.3%
CAMPUS ACCOMMODAT		2	0.6%
CATERING HOSTEL		1	0.3%
CHAMBER & HALL		23	6.4%
CHAMBER & HALL SELF CONTAIN		1	0.3%
CHAMBER AND HALL		10	2.8%
CHAMBER AND HALL 2 ROOMS		1	0.3%
CHAMBER HALL		1	0.3%
CHAMBERAND HALL		1	0.3%
COMPAMY BUNGALOW		1	0.3%
COMPANY BUNGALOW		3	0.8%
COMPOUND HOUSE		1	0.3%
DETACHED HOUSE		1	0.3%
DORMETRY		1	0.3%
DORMITARY		6	1.7%
DORMITORY		10	2.8%
ESTATE		1	0.3%
FAMILY HOUSE		2	0.6%
GARAGE		1	0.3%
GUEST HOUSE WHERE SISTER WAS IN CHARGE		1	0.3%
HALL		1	0.3%
HOSTEL		3	0.8%

File : gh_qb_house

q311_a: Specify the other type of accommodation

Value	Label	Cases	Percentage
HOUSE		3	 0.8%
INSTITUTION		1	 0.3%
KIOSK		1	 0.3%
LARGE TERRACE HOUSE		1	 0.3%
MAISONETTE		4	 1.1%
MANSION, VILLA		1	 0.3%
MANSION/ VILLA		4	 1.1%
MANSION/ VILLA		5	 1.4%
MASIONETTE		1	 0.3%
MODERN HOSTEL		4	 1.1%
MODERN HOSTEL WITH SELF- CONTAINED ROOMS		1	 0.3%
MULTI STOREY HOUSE		11	 3.1%
MULTI STOREY UNCOMPLETED HSE		1	 0.3%
MULTI- STOREY HOUSE		1	 0.3%
MULTI- STOREY HOUSE ADJACENT TO OTHERS,OWN ENTRENCE		1	 0.3%
ONE BEDROOM		1	 0.3%
SELF CONTAINED		1	 0.3%
SELF- CONTAINED		3	 0.8%
SEMI DETACHED ESTATE BUILDING		2	 0.6%
SEMI DETACHED HOUSE		4	 1.1%
SEMI DETACHED ESTATE BUILDING		1	 0.3%

File : gh_qb_house

q311_a: Specify the other type of accommodation

Value	Label	Cases	Percentage
SHARED DORMITORY		4	1.1%
SINGLE		1	0.3%
SINGLE STOREY HOUSE		1	0.3%
SINGLE HOUSE		1	0.3%
SINGLE STORE HOUSE		1	0.3%
SINGLE STORE HSE		1	0.3%
SINGLE STOREY		8	2.2%
SINGLE STOREY DETACHED HOUSE		4	1.1%
SINGLE STOREY HOUSE		54	15.1%
SINGLE STOREY HOUSE.		3	0.8%
SINGLE STOREY HSE		13	3.6%
SINGLE STOREY HSE.		3	0.8%
SINGLE STOREY SEMI DETACHED HSE		1	0.3%
SINGLE STOREY SEMI-DETACHED HSE		1	0.3%
SINGLE STORY		12	3.4%
SINGLE STORY HOME		1	0.3%
SINGLE STORY HOUSE		7	2.0%
SINGLE STORY HSE		1	0.3%
SNGLE STORY HOUSE		1	0.3%
SPARE ROOM		1	0.3%
STUDENT HOSTEL		7	2.0%
STUDENT HOSTEL PAID FOR BY EMPLOYER		1	0.3%

File : gh_qb_house

q311_a: Specify the other type of accommodation

Value	Label	Cases	Percentage
TERRACE		1	0.3%
TERRACE HOUSE		1	0.3%
TERRACED HOUSE		5	1.4%
TERRACED HOUSE (UK STYLE)		1	0.3%
THREE BED HOUSE		1	0.3%
UNCLOMPLETE SINGLE STOREY HOUSE		1	0.3%
UNCOMPLETED MULTI STOREY HOUSE		1	0.3%
UNCOMPLETED MULTI-STOREY COMPUND		1	0.3%
UNCOMPLETED SINGLE STOREY HOUSE		1	0.3%
UNCOMPLETED STOREY BUILDING.		1	0.3%
UNIVERSITY ACCOMODATIC		2	0.6%
VARIOUS		1	0.3%
WOODEN STRUCTURE		1	0.3%
hostel/boarding school		1	0.3%
.a		1	
.b		7	

Warning: these figures indicate the number of cases found in the data file. They cannot be interpreted as summary statistics of the population of interest.

q312: When you lived in this room/house, the financial situation was

Information	[Type= discrete] [Format=numeric] [Range= 1-2147483624] [Missing=*]		
Statistics [NW/ W]	[Valid=7729 /-] [Invalid=55 /-]		
Literal question	312. When you lived in this room/house: on average, would you say that the financial situation of the household regarding the purchase of basic goods was...		
Value	Label	Cases	Percentage
1	More than sufficient?	1071	13.9%
2	Sufficient?	4820	62.4%
3	Just sufficient?	1537	19.9%
4	Insufficient?	301	3.9%
Sysmiss		55	

File : gh_qb_house

q312: When you lived in this room/house, the financial situation was

Warning: these figures indicate the number of cases found in the data file. They cannot be interpreted as summary statistics of the population of interest.

q313: Would you say that your living conditions were

Information	[Type= discrete] [Format=numeric] [Range= 1-2147483624] [Missing=*]
Statistics [NW/ W]	[Valid=7709 /-] [Invalid=75 /-]
Literal question	313. And relative to other people from the village/town/city where you were living, on average, would you say that your living conditions were...
Post-question	NEXT HOUSES => Next page / Additional sheets Otherwise, go to HISTORY OF ACTIVITY AND INACTIVITY MODULE => Page 22 / Next page

Value	Label	Cases	Percentage
1	Better?	1909	24.8%
2	Equivalent?	5273	68.4%
3	Less good?	527	6.8%
Sysmiss		75	

Warning: these figures indicate the number of cases found in the data file. They cannot be interpreted as summary statistics of the population of interest.



q18: Which is the last school year you attended

Information	[Type= discrete] [Format=numeric] [Range= 0-2147483624] [Missing=*]
Statistics [NW/ W]	[Valid=7700 /-] [Invalid=84 /-]
Literal question	Q18. Let's talk about your studies: Which is the last school year you attended?
Post-question	If q18 in 0, 1, 2, 3, 4, 5, 6, 7, 8, 9 => Go to next page
Interviewer's instructions	- If EGO has no formal education: Encircle the code 00 below - If EGO has some formal education: Encircle the corresponding code

Value	Label	Cases	Percentage
0	None	414	5.4%
1	Pre-school	5	0.1%
2	Pre-school	13	0.2%
3	Pre-school	10	0.1%
4	Primary/Basic	15	0.2%
5	Primary/Basic	11	0.1%
6	Primary/Basic	80	1.0%
7	Primary/Basic	54	0.7%
8	Primary/Basic	69	0.9%
9	Primary/Basic	270	3.5%
10	MS/JSS/JHS/Secondary	123	1.6%
11	MS/JSS/JHS/Secondary	146	1.9%
12	MS/JSS/JHS/Secondary	700	9.1%
13	MS/SSS/SHS/Tech/Voc/Secondary	1641	21.3%
14	SSS/SHS/Tech/Voc/Secondary	389	5.1%
15	SSS/SHS/Tech/Voc/Secondary/Post secondary	951	12.4%
16	Secondary/Post secondary	572	7.4%
17	Post secondary/Bachelor Degree	944	12.3%
18	Bachelor Degree	46	0.6%
19	Bachelor Degree	114	1.5%
20	Bachelor Degree	666	8.6%

File : gh_qb_house


q18: Which is the last school year you attended

Value	Label	Cases	Percentage
21	Second Degree/PhD	85	 1.1%
22	Second Degree/PhD	292	 3.8%
23	PhD	90	 1.2%
Sysmiss		84	

Warning: these figures indicate the number of cases found in the data file. They cannot be interpreted as summary statistics of the population of interest.

flag_age: Less than 25 years and more than 75 years



Information	[Type= discrete] [Format=numeric] [Range= 0-1] [Missing=*]
Statistics [NW/ W]	[Valid=7784 /-] [Invalid=0 /-]
Definition	The migrant is younger than 25 or older than 75 at the time of the survey.
Notes	These individuals have ages very close to the thresholds 25-75.

Value	Label	Cases	Percentage
0	No	7752	 99.6%
1	Yes	32	 0.4%

Warning: these figures indicate the number of cases found in the data file. They cannot be interpreted as summary statistics of the population of interest.

flag_arrival: First migration in Europe before 18

Information	[Type= discrete] [Format=numeric] [Range= 0-1] [Missing=*]
Statistics [NW/ W]	[Valid=7784 /-] [Invalid=0 /-]
Definition	The migrant (current or returnee) arrived in Europe the 1st time before 18.

Value	Label	Cases	Percentage
0	No	7742	 99.5%
1	Yes	42	 0.5%

Warning: these figures indicate the number of cases found in the data file. They cannot be interpreted as summary statistics of the population of interest.

weight_eur: Weighting normalized on the 3 european countries

Information	[Type= continuous] [Format=numeric] [Range= 0.123741947114468-2.92577934265137] [Missing=*]
Statistics [NW/ W]	[Valid=2432 /-] [Invalid=5352 /-]
Definition	Use when working on the European countries pooled together (for example, the Senegalese population sampled in France, Italy and Spain). It should not be used if the analyses include individuals surveyed in Africa.

weight_all: Weighting normalized on the 4 countries

Information	[Type= continuous] [Format=numeric] [Range= 0.043433666229248-7.21617412567139] [Missing=*]
Statistics [NW/ W]	[Valid=7784 /-] [Invalid=0 /-]
Definition	Use when working on all countries of the MAFE survey (for example, Senegalese population from Senegalese, French, Italian and Spanish samples).

weight_ctry: Weighting normalized by country

Information	[Type= continuous] [Format=numeric] [Range= 0.054081816226244-5.26600313186646] [Missing=*]
Statistics [NW/ W]	[Valid=7784 /-] [Invalid=0 /-]
Definition	Use when working on a single country (for example, the Senegalese population sampled only in Senegal, or in any single European country).

File : gh_qb_activity

ident: Biographic individual identifier

Information	[Type= discrete] [Format=character] [Missing=*]
Statistics [NW/ W]	[Valid=8148 /-] [Invalid=0 /-]
Definition	Individual identifiant = 1st letter of country + n° of questionnaire compost

id_country: Country of the survey

Information	[Type= discrete] [Format=character] [Missing=*]
Statistics [NW/ W]	[Valid=8148 /-] [Invalid=0 /-]
Definition	Country where the data was collected: - G = Ghana - N = Netherlands - U = United Kingdom

Value	Label	Cases	Percentage
G		5599	<div></div> 68.7%
N		1566	<div></div> 19.2%
U		983	<div></div> 12.1%

Warning: these figures indicate the number of cases found in the data file. They cannot be interpreted as summary statistics of the population of interest.

n_menage: ID of the HH

Information	[Type= continuous] [Format=numeric] [Range= 3-2011] [Missing=*]
Statistics [NW/ W]	[Valid=5599 /-] [Invalid=2549 /-]
Definition	Household ID Only available for Africa

n_indiv: ID of the individual in the HH

Information	[Type= continuous] [Format=numeric] [Range= 0-100] [Missing=*]
Statistics [NW/ W]	[Valid=5599 /-] [Invalid=2549 /-]
Definition	ID of each individual within her/his household Only available for Africa

num_dr: DR number

Information	[Type= continuous] [Format=numeric] [Range= 1-58] [Missing=*]
Statistics [NW/ W]	[Valid=5354 /-] [Invalid=2794 /-]
Definition	Survey area ID Only available for Africa

strata_area: Strata - DR level

Information	[Type= discrete] [Format=numeric] [Range= 1-10] [Missing=*]
Statistics [NW/ W]	[Valid=5513 /-] [Invalid=2635 /-]
Definition	Region area Only available for Africa

Value	Label	Cases	Percentage
1	Accra	3594	<div></div> 65.2%
2	Kumasi	1919	<div></div> 34.8%
Sysmiss		2635	

Warning: these figures indicate the number of cases found in the data file. They cannot be interpreted as summary statistics of the population of interest.

strata_hh: Strata - household level

Information	[Type= discrete] [Format=numeric] [Range= 0-2] [Missing=*]
-------------	--

File : gh_qb_activity

strata_hh: Strata - household level

Statistics [NW/ W] [Valid=5513 /-] [Invalid=2635 /-]

Definition Stratification by household migrant status according to the screening survey
Only available for Africa

Value	Label	Cases	Percentage
0	HH with no migrant	2331	42.3%
1	HH with returnee(s)	789	14.3%
2	HH with current migrant(s)	2393	43.4%
Sysmiss		2635	

Warning: these figures indicate the number of cases found in the data file. They cannot be interpreted as summary statistics of the population of interest.

strata_ind: Strata - individual level

Information [Type= discrete] [Format=numeric] [Range= 1-3] [Missing=*]

Statistics [NW/ W] [Valid=5483 /-] [Invalid=2665 /-]

Definition 3 strata according to the individuals' migratory status
Only available for Africa

Value	Label	Cases	Percentage
1	Return migrant	1719	31.4%
2	Partner of a migrant	442	8.1%
3	Other non migrant	3322	60.6%
Sysmiss		2665	

Warning: these figures indicate the number of cases found in the data file. They cannot be interpreted as summary statistics of the population of interest.

num_per: Period number

Information [Type= discrete] [Format=numeric] [Range= 1-17] [Missing=*]

Statistics [NW/ W] [Valid=8148 /-] [Invalid=0 /-]

Value	Label	Cases	Percentage
1		1664	20.4%
2		1658	20.3%
3		1569	19.3%
4		1257	15.4%
5		871	10.7%
6		507	6.2%
7		290	3.6%
8		153	1.9%
9		85	1.0%
10		51	0.6%
11		21	0.3%
12		12	0.1%
13		6	0.1%
14		2	0.0%
15		1	0.0%
16		1	0.0%

Warning: these figures indicate the number of cases found in the data file. They cannot be interpreted as summary statistics of the population of interest.

q1: Sex

Information [Type= discrete] [Format=numeric] [Range= 1-9999] [Missing=*]

File : gh_qb_activity

q1: Sex

Statistics [NW/ W]	[Valid=8148 /-] [Invalid=0 /-]
Literal question	Q1. The respondent is:
Post-question	To begin with, I would like to note the major events and periods of your life on this grid. We will begin at the time of your birth. Later we will look at these periods of life in some more detail.

Value	Label	Cases	Percentage
1	Man	3754	46.1%
2	Woman	4394	53.9%

Warning: these figures indicate the number of cases found in the data file. They cannot be interpreted as summary statistics of the population of interest.

q1a: Year of birth

Information	[Type= discrete] [Format=numeric] [Range= 1932-9999] [Missing=*]
Statistics [NW/ W]	[Valid=8148 /-] [Invalid=0 /-]
Literal question	Q1A. To start with, and to help us to set a time scale, could you tell me in which year you were born (or your age as at last birthday)? Year of birth
Interviewer's instructions	GRID: Locate year of birth in the grid, note 0 in the columns titled "age", and fill in these columns by retracing the age till the current age of the respondent.

Value	Label	Cases	Percentage
1933		6	0.1%
1934		39	0.5%
1935		28	0.3%
1936		37	0.5%
1937		38	0.5%
1938		23	0.3%
1939		58	0.7%
1940		49	0.6%
1941		26	0.3%
1942		23	0.3%
1943		37	0.5%
1944		111	1.4%
1945		65	0.8%
1946		54	0.7%
1947		84	1.0%
1948		87	1.1%
1949		161	2.0%
1950		112	1.4%
1951		123	1.5%
1952		165	2.0%
1953		162	2.0%
1954		154	1.9%
1955		198	2.4%
1956		142	1.7%
1957		191	2.3%
1958		199	2.4%
1959		292	3.6%

File : gh_qb_activity

q1a: Year of birth

Value	Label	Cases	Percentage
1960		196	2.4%
1961		128	1.6%
1962		199	2.4%
1963		214	2.6%
1964		232	2.8%
1965		193	2.4%
1966		148	1.8%
1967		157	1.9%
1968		143	1.8%
1969		337	4.1%
1970		294	3.6%
1971		203	2.5%
1972		203	2.5%
1973		212	2.6%
1974		337	4.1%
1975		198	2.4%
1976		220	2.7%
1977		252	3.1%
1978		160	2.0%
1979		374	4.6%
1980		207	2.5%
1981		230	2.8%
1982		224	2.7%
1983		229	2.8%
1984		167	2.0%
1985		19	0.2%
1986		5	0.1%
1988		3	0.0%

Warning: these figures indicate the number of cases found in the data file. They cannot be interpreted as summary statistics of the population of interest.

age_survey: Age at survey

Information	[Type= continuous] [Format=numeric] [Range= 25-77] [Missing=*]
Statistics [NW/ W]	[Valid=8148 /-] [Invalid=0 /-] [Mean=43.451 /-] [StdDev=12.196 /-]
Literal question	Q1A. To start with, and to help us to set a time scale, could you tell me in which year you were born (or your age as at last birthday)? Age
Interviewer's instructions	GRID: Locate year of birth in the grid, note 0 in the columns titled "age", and fill in these columns by retracing the age till the current age of the respondent.

q18: Which is the last school year you attended

Information	[Type= discrete] [Format=numeric] [Range= 0-2147483624] [Missing=*]
Statistics [NW/ W]	[Valid=8047 /-] [Invalid=101 /-]
Literal question	Q18. Let's talk about your studies: Which is the last school year you attended?
Post-question	If q18 in 0, 1, 2, 3, 4, 5, 6, 7, 8, 9 => Go to next page
Interviewer's instructions	- If EGO has no formal education: Encircle the code 00 below

File : gh_qb_activity

q18: Which is the last school year you attended

- If EGO has some formal education: Encircle the corresponding code

Value	Label	Cases	Percentage
0	None	448	5.6%
1	Pre-school	6	0.1%
2	Pre-school	15	0.2%
3	Pre-school	11	0.1%
4	Primary/Basic	17	0.2%
5	Primary/Basic	14	0.2%
6	Primary/Basic	101	1.3%
7	Primary/Basic	65	0.8%
8	Primary/Basic	83	1.0%
9	Primary/Basic	316	3.9%
10	MS/JSS/JHS/Secondary	120	1.5%
11	MS/JSS/JHS/Secondary	170	2.1%
12	MS/JSS/JHS/Secondary	790	9.8%
13	MS/SSS/SHS/Tech/Voc/Secondary	1743	21.7%
14	SSS/SHS/Tech/Voc/Secondary	398	4.9%
15	SSS/SHS/Tech/Voc/Secondary/Post secondary	996	12.4%
16	Secondary/Post secondary	572	7.1%
17	Post secondary/Bachelor Degree	872	10.8%
18	Bachelor Degree	42	0.5%
19	Bachelor Degree	125	1.6%
20	Bachelor Degree	674	8.4%
21	Second Degree/PhD	74	0.9%
22	Second Degree/PhD	321	4.0%
23	PhD	74	0.9%
Sysmiss		101	

Warning: these figures indicate the number of cases found in the data file. They cannot be interpreted as summary statistics of the population of interest.

q401d: Start year

Information	[Type= discrete] [Format=numeric] [Range= 1938-2147483624] [Missing=*]
Statistics [NW/ W]	[Valid=8148 /-] [Invalid=0 /-]
Literal question	401D - 401F. Start and end years Start year
Interviewer's instructions	see GRID If ongoing cross out the end year

Value	Label	Cases	Percentage
1939		1	0.0%
1940		5	0.1%
1941		4	0.0%
1942		6	0.1%
1943		9	0.1%
1944		5	0.1%
1945		11	0.1%
1946		12	0.1%

File : gh_qb_activity

q401d: Start year

Value	Label	Cases	Percentage
1947		8	0.1%
1948		8	0.1%
1949		10	0.1%
1950		21	0.3%
1951		13	0.2%
1952		12	0.1%
1953		21	0.3%
1954		22	0.3%
1955		31	0.4%
1956		25	0.3%
1957		33	0.4%
1958		37	0.5%
1959		41	0.5%
1960		47	0.6%
1961		52	0.6%
1962		45	0.6%
1963		59	0.7%
1964		62	0.8%
1965		84	1.0%
1966		66	0.8%
1967		47	0.6%
1968		80	1.0%
1969		82	1.0%
1970		105	1.3%
1971		81	1.0%
1972		95	1.2%
1973		104	1.3%
1974		107	1.3%
1975		129	1.6%
1976		143	1.8%
1977		128	1.6%
1978		140	1.7%
1979		147	1.8%
1980		199	2.4%
1981		160	2.0%
1982		178	2.2%
1983		184	2.3%
1984		182	2.2%
1985		242	3.0%
1986		171	2.1%
1987		213	2.6%
1988		203	2.5%
1989		244	3.0%

File : gh_qb_activity

q401d: Start year

Value	Label	Cases	Percentage
1990		263	3.2%
1991		178	2.2%
1992		179	2.2%
1993		184	2.3%
1994		179	2.2%
1995		183	2.2%
1996		172	2.1%
1997		221	2.7%
1998		217	2.7%
1999		229	2.8%
2000		265	3.3%
2001		213	2.6%
2002		202	2.5%
2003		223	2.7%
2004		207	2.5%
2005		214	2.6%
2006		206	2.5%
2007		232	2.8%
2008		174	2.1%
2009		93	1.1%

Warning: these figures indicate the number of cases found in the data file. They cannot be interpreted as summary statistics of the population of interest.

q401f: End year

Information	[Type= discrete] [Format=numeric] [Range= 1938-2147483624] [Missing=*]
Statistics [NW/ W]	[Valid=6483 /-] [Invalid=1665 /-]
Literal question	401D - 401F. Start and end years End year
Interviewer's instructions	see GRID If ongoing cross out the end year

Value	Label	Cases	Percentage
1943		1	0.0%
1944		1	0.0%
1945		1	0.0%
1946		3	0.0%
1947		4	0.1%
1948		4	0.1%
1949		3	0.0%
1950		3	0.0%
1951		2	0.0%
1952		4	0.1%
1953		7	0.1%
1954		7	0.1%
1955		2	0.0%
1956		10	0.2%

File : gh_qb_activity

q401f: End year

Value	Label	Cases	Percentage
1957		14	0.2%
1958		11	0.2%
1959		13	0.2%
1960		18	0.3%
1961		20	0.3%
1962		22	0.3%
1963		25	0.4%
1964		27	0.4%
1965		29	0.4%
1966		30	0.5%
1967		22	0.3%
1968		43	0.7%
1969		43	0.7%
1970		57	0.9%
1971		44	0.7%
1972		60	0.9%
1973		70	1.1%
1974		76	1.2%
1975		60	0.9%
1976		81	1.2%
1977		88	1.4%
1978		98	1.5%
1979		101	1.6%
1980		127	2.0%
1981		116	1.8%
1982		127	2.0%
1983		130	2.0%
1984		145	2.2%
1985		153	2.4%
1986		122	1.9%
1987		153	2.4%
1988		146	2.3%
1989		183	2.8%
1990		212	3.3%
1991		174	2.7%
1992		178	2.7%
1993		185	2.9%
1994		178	2.7%
1995		183	2.8%
1996		172	2.7%
1997		221	3.4%
1998		217	3.3%
1999		228	3.5%

File : gh_qb_activity

q401f: End year

Value	Label	Cases	Percentage
2000		265	<div></div> 4.1%
2001		213	<div></div> 3.3%
2002		202	<div></div> 3.1%
2003		223	<div></div> 3.4%
2004		207	<div></div> 3.2%
2005		214	<div></div> 3.3%
2006		206	<div></div> 3.2%
2007		232	<div></div> 3.6%
2008		174	<div></div> 2.7%
2009		93	<div></div> 1.4%
Sysmiss		1665	

Warning: these figures indicate the number of cases found in the data file. They cannot be interpreted as summary statistics of the population of interest.

q402: During this period you were primarily

Information	[Type= discrete] [Format=numeric] [Range= 1-2147483624] [Missing=*]
Statistics [NW/ W]	[Valid=8137 /-] [Invalid=11 /-]
Literal question	402. During this period, you were primarily:
Post-question	If q402 not in 2 => 406

Value	Label	Cases	Percentage
1	Studying (enrolled in an educational institution)	2261	<div></div> 27.8%
2	Economically active, including family help, apprentice/trainee or intern	4724	<div></div> 58.1%
3	Unemployed	450	<div></div> 5.5%
4	Homemaker	372	<div></div> 4.6%
5	Retired	83	<div></div> 1.0%
6	Other inactive	247	<div></div> 3.0%
Sysmiss		11	

Warning: these figures indicate the number of cases found in the data file. They cannot be interpreted as summary statistics of the population of interest.

q402_a: Specify what you were

Information	[Type= discrete] [Format=character] [Missing=*/.b]
Statistics [NW/ W]	[Valid=228 /-] [Invalid=19 /-]
Universe	If q402 in 6
Literal question	402. During this period, you were primarily: Other inactive => Specify

Value	Label	Cases	Percentage
AT HOME		61	<div></div> 26.8%
AT HOME AWAITAIN RESULTS OF EXAMS		1	<div></div> 0.4%
AT HOME AWAITING EXAMINATION RESULT		1	<div></div> 0.4%

File : gh_qb_activity

q402_a: Specify what you were

Value	Label	Cases	Percentage
AT HOME AWAITING RESULTS OF EXAMS		1	0.4%
AT HOME DOING NOTHING		1	0.4%
AT HOME DROP OUT OF SCHOOL DUE TO FAMILY		1	0.4%
AT HOME FROM AGE 6 TO 9		1	0.4%
AT HOME HELPING MUM		1	0.4%
AT HOME HELPING WITH HOUSE CHORES		2	0.9%
AT HOME RIGHT AFTER MIDDLE SCHOOL		1	0.4%
AT HOME RIGHT AFTER COMPLETION OF MIDDLE SCHOOL		1	0.4%
AT HOME TAKING CARE OF HER SICK SISTER		1	0.4%
AT HOME. (HAD NOT STARTED SCHOOL YET)		1	0.4%
AT HOME. STOP LEARNING HAIR DRESSING		1	0.4%
ATTENDED AN ISLAMIC SCHOOL (MAKA RANTA)		1	0.4%
ATTENDING TO SICK MOTHER IN LAW		1	0.4%
AWAITING NATIONAL SERVICE POSTINGS		1	0.4%

File : gh_qb_activity

q402_a: Specify what you were

Value	Label	Cases	Percentage
BABY SITTING		1	0.4%
CASUAL WORKER AS A POTTER		1	0.4%
CHILD BIRTH		1	0.4%
COMPLETED SCHOOL AND SAT IN THE HOUSE FOR 2 YEARS		1	0.4%
COMPLETED SCHOOL AND STAYED AT HOME		1	0.4%
COMPLETED SCHOOL AND WAS AT HOME		1	0.4%
COMPLETED SCHOOL AND WAS AT HOME AWAITING RESULTS		1	0.4%
COMPLETED SCHOOL AND WAS IN THE HOUSE		1	0.4%
CONVALESCEN		1	0.4%
EGO WAS FARMING TO FEED ONLY HER FAMILY		1	0.4%
FARMING		2	0.9%
FELL SICK		1	0.4%
FINANCIALLY SUPPORTED BY CHURCH		1	0.4%
FINISHED SECONDARY SCHOOL FORM 4 AND WAS IN THE HS		1	0.4%
GOT PREGNANT AND STOPPED SCHOOLING SO SHE WAS AT		1	0.4%
HAD NOT STARTED SCHOOLING		1	0.4%
HAD NOT STARTED SCHOOLING		1	0.4%

File : gh_qb_activity

q402_a: Specify what you were

Value	Label	Cases	Percentage
BUT AT HOME A			
HAD NOT STARTED SCHOOLING YET		1	0.4%
HELPED HER MOTHER ON THE FARM		1	0.4%
HELPED HIS FATRHER TO FARM		1	0.4%
HELPED HIS STEPMOTHER TO FARM IN TOGO		1	0.4%
HELPING MOTHER AT HOME		1	0.4%
HELPS MOTHER TO SELL KENKEY		1	0.4%
HOME		5	2.2%
HOME HAD NOT STARTED SCHOOLYET		1	0.4%
I STAYED AT HOME FOR A YEAR AFTER SCHOOL		1	0.4%
I STOPPED SCHOOL AND STAYED AT HOME		1	0.4%
I WAS A REFUGEE IN MALTA		1	0.4%
IDLE		1	0.4%
IDLE AFTER DROPPING FROM SECONDARY SCHOOL		1	0.4%
IDLE IN THE HAUSE AFTER COMPLETING SCHOOL		1	0.4%
IDLE IN THE HOUSE		2	0.9%
IDLE, DID NOT DO ANYTHING		2	0.9%
ILL HEALTH		3	1.3%
ILL WITH BACK PAIN		1	0.4%

File : gh_qb_activity

q402_a: Specify what you were

Value	Label	Cases	Percentage
ILL-HEALTH		3	1.3%
ILLNESS (UNEMPLOYED)		1	0.4%
ILLNESS, DIAGNOSED STOMACH CANCER		1	0.4%
IMPRISONED		1	0.4%
IN THE HOUSE AFTER HIGH SCHOOL		1	0.4%
IN THE HOUSE NOT SCHOOLING		1	0.4%
INACTIVE		2	0.9%
INACTIVE, STOPPED GOING TO SCHOOL		1	0.4%
INACTIVITY DUE TO FOOTBALL INJURY		1	0.4%
INACTIVITY DUE TO SCHOOL STRIKE		1	0.4%
INDISPOSED		1	0.4%
JUST IN THE HOUSE		1	0.4%
JUST STAY AT HOME		1	0.4%
JUST STAYED AT HOME		1	0.4%
JUST STAYED AT HOME BUT DID NOT GO TO SCHOOL.		1	0.4%
JUST STAYED AT HOME DOING NOTHING		2	0.9%
JUST STAYING AT HOME		1	0.4%
JUST STAZING AT HOME DOING NOTHING		1	0.4%
KORANIC SCHOOL		1	0.4%
LEFT SCHOOL AND WAS WITH THE MOTHER WORKING		1	0.4%

File : gh_qb_activity

q402_a: Specify what you were

Value	Label	Cases	Percentage
MALARIYA INFECTION, STAYED AT HOME FOR 18 MONTHS		1	0.4%
MARRIED AND WAS SUPPOSED TO BE IN THE HOUSE FOR A		1	0.4%
MEDICAL TREATMENT		2	0.9%
MISSION		1	0.4%
NO SCHOOLING JUST AT HOME		1	0.4%
NURSING MOTHER		3	1.3%
ON LEAVE		1	0.4%
PERFORMING WIDOWHOOD RITE		1	0.4%
PLANNING TO TRAVEL		1	0.4%
PREGNANT		1	0.4%
PREGNANT AT HOME		1	0.4%
PREPARING TO LEAVE TO UK		1	0.4%
REFUSED TO GIVE INFORMATION ON HIS ACTIVITES		1	0.4%
RETAILING WOMEN SCARFS		1	0.4%
REV FATHER (CATHOLIC PRIEST)		2	0.9%
SERVING HER MASTER, TRAINED HER BECOME SEAMSTRESS		1	0.4%
SET OUT ON A JOURNEY BY KAND TO EUROPE		1	0.4%
SHE WAS AT HOME FROM AGE 6 TO 10		1	0.4%

File : gh_qb_activity

q402_a: Specify what you were

Value	Label	Cases	Percentage
SHE WAS HELPING HER MOTHER TO MONG FISH IN THE HOU		1	0.4%
SICK		4	1.8%
SICK (HEART PROBLEM)		1	0.4%
SICK AND AT HOME		1	0.4%
SICK: INVOLVED IN A SERIOUS MOTTOR ACCIDENT		1	0.4%
STATED AT HOME AWAITING RESULTS		1	0.4%
STAYED AT HOME		16	7.0%
STAYED AT HOME AFTER FATHER'S DEATH IN '68		1	0.4%
STAYED AT HOME AFTER JHS COMPLETION		1	0.4%
STAYED AT HOME AWAITING RESULT		1	0.4%
STAYED AT HOME BECAUSE OF STRIKE.		1	0.4%
STAYED AT HOME DOING NOTHING		2	0.9%
STAYED AT HOME HELPING WITH HOUSE CHORES		1	0.4%
STAYED AT HOME HELPING WITH HOUSE CHORS.		1	0.4%
STAYED AWAY FROM SCHOOL FOR 2 YEARS		1	0.4%
STAYED IN THE HOUSE		1	0.4%

File : gh_qb_activity

q402_a: Specify what you were

Value	Label	Cases	Percentage
STAYING AT HOME		2	0.9%
STAYS AT HOME HELPING WITH HOUSE CHORES		1	0.4%
STOPPED SCHOOLING DUE TO FONANCIAL CONSTRAINS		1	0.4%
STOPPED SCHOOL		1	0.4%
STOPPED SCHOOLING		2	0.9%
STOPPED SCHOOLING AND WAS IN THE HOUSE		1	0.4%
STOPPED SCHOOLING FOR A YEAR AND WAS IN THE HOUSE		1	0.4%
STOPPED WORKING DUE TO ILLNESS (KIDNEYS)		1	0.4%
STUDY LEAVE WITH PAYMENT FROM EMPLOYER		1	0.4%
TAKING CARE OF SICK HUSBAND		1	0.4%
TAKING CARE OF SICK MOTHER		1	0.4%
TENDING THE FLOCK AT HOME		1	0.4%
TRAINING AS TELEPHONIST		1	0.4%
TRAVELING		1	0.4%
TRAVELING AND COMPLETING A- LEVELS		1	0.4%
UMEMPLOYED, RE TAKING EXAMS		1	0.4%

File : gh_qb_activity

q402_a: Specify what you were

Value	Label	Cases	Percentage
UNABLE TO WORK LEGALLY		1	0.4%
VOLUNATRY ALLOWANCE		1	0.4%
WAITING FOR MY EXAMS RESULTS		1	0.4%
WAS AT HOME NOT SCHOOLING		1	0.4%
WAS IN THE HOUSE HELPING HER MOTHER WITH HOUSE CH		1	0.4%
WAS IN THE HOUSE JUST HELPING UNCLE ON THE FARM.		1	0.4%
WASN'T ABLE TO WORK FOR HEALTH REASONS		1	0.4%
.b		19	

Warning: these figures indicate the number of cases found in the data file. They cannot be interpreted as summary statistics of the population of interest.

q403: Profession in plain text

Information	[Type= discrete] [Format=character] [Missing=*]
Statistics [NW/ W]	[Valid=4724 /-]
Universe	If q402 in 2
Literal question	403. What was your exact occupation during this period? What were your tasks? Plain text answer
Interviewer's instructions	Describe very precisely: occupation, level of qualification, sector, type of tasks EGO did/does

q403_c: What was your exact occupation during this period: 1st activity

Information	[Type= discrete] [Format=numeric] [Range= 111-805] [Missing=*]
Statistics [NW/ W]	[Valid=4456 /-] [Invalid=3692 /-]
Universe	If q402 in 2
Literal question	403. What was your exact occupation during this period? What were your tasks? 1st activity
Interviewer's instructions	Describe very precisely: occupation, level of qualification, sector, type of tasks EGO did/does
Notes	Codification of q403.

Value	Label	Cases	Percentage
111	Farmers	98	2.2%
112	Market gardeners, orchard workers (planters), nursery workers	9	0.2%
113	Livestock producers	7	0.2%
114	Herders, pastoralists	0	

File : gh_qb_activity

q403_c: What was your exact occupation during this period: 1st activity

Value	Label	Cases	Percentage
115	Mixed crop and livestock farmers	1	0.0%
116	Forestry and related workers, woodcutters	1	0.0%
117	Crop farm labourers, fishery workers	9	0.2%
118	Fishery and aquaculture labourers, hunters and gatherers, wholesale fish merchants	24	0.5%
119	Gold and diamond diggers, miners, quarry workers, well diggers	1	0.0%
121	Rural instructors, agricultural trainers	2	0.0%
122	Agricultural supervisors, water and forestry officials, farming technicians	4	0.1%
123	Other primary sector workers not elsewhere classified	0	
204	Business	0	
211	Hairdressers, beauticians and related workers (hair plaiters, etc.)	240	5.4%
212	Launderers and pressers	5	0.1%
213	Astrologers, fortune-tellers and related workers, medicine men	1	0.0%
214	Domestic servants: gardeners, kitchen boys, housekeeping supervisors, maids, home helpers, child carers (baby-sitters), domestic cleaners, watchmen	227	5.1%
215	Personal services workers not elsewhere classified (town crier, etc.)	4	0.1%
221	Travel attendants (transport and tourism): travel attendants and travel stewards, travel guides, receptionists	18	0.4%
222	Cooks, kitchen helpers, restaurant operators	92	2.1%
223	Head waiters	3	0.1%
224	Waiters and bartenders, bellboys	32	0.7%
225	Building, cleaning and housekeeping supervisors	8	0.2%
226	Other restaurant and hotel workers not elsewhere classified: dishwashers, lift-boys, hotel cleaners, chambermaids, etc.	59	1.3%
231	Fire-fighters, police officers, prison guards	25	0.6%
232	Security guards, night watchmen	36	0.8%
233	Commissioned and non-commissioned armed forces officers and police officers	20	0.4%
234	Armed forces occupations, other ranks	11	0.2%
240	Saleswoman	0	
241	Salespersons	165	3.7%
242	Businessmen, entrepreneurs, freight forwarders, importers and exporters, wholesalers	103	2.3%
243	Shopkeepers, "boutique" salespersons, news-stand managers	76	1.7%
244	Shop salespersons, including petrol pump attendants, phone booth attendants (telecentre)	59	1.3%
245	Stall and market salespersons, including coal merchants	189	4.2%
246	Street vendors of food products	235	5.3%
247	Street vendors of non-food products (peddlers, door-to-door, etc.), shoe-shine boys, hawkers, newspaper sellers, etc. (In Senegal only: bana-bana, baol-baol)	84	1.9%
248	Tellers, cashiers and ticket clerks	26	0.6%
249	Other sales workers not elsewhere classified: fashion and other models, sales demonstrators, contact centre salespersons, food service counter attendants, salespersons not elsewhere classified, commercial agents, informal sector sales agents, etc.	310	7.0%

File : gh_qb_activity

q403_c: What was your exact occupation during this period: 1st activity

Value	Label	Cases	Percentage
251	Car, taxi, van, motorcycle drivers	88	2.0%
252	Bus, coach, locomotive and tram drivers	26	0.6%
253	Transport conductors, "cochers"	19	0.4%
254	Drivers of animal-drawn vehicles and machinery (carts, etc.)	0	
261	Child care workers and teachers' aides	4	0.1%
262	Nursing assistants	9	0.2%
310	Handicraft workers not elsewhere classified	13	0.3%
311	Machinery mechanics and repairers (motor vehicles, agricultural and industrial machinery, bicycles, etc.), car mechanics, vulcanizers	112	2.5%
312	Building frame and related trades workers: house builders, bricklayers, stonemasons, stone cutters, splitters and carvers, carpenters and joiners, brick makers, etc.	108	2.4%
313	Building finishers and related trades workers: roofers, floor layers and tile setters, plasterers, glaziers, plumbers and pipe fitters, air conditioning and refrigeration mechanics, painters	44	1.0%
314	Electrical and electronic equipment installers and repairers: building and related electricians, electrical mechanics and fitters, power line installers and servicers, repairers (radio, TV, etc.)	45	1.0%
315	Food processing and related trades workers	106	2.4%
316	Wood treaters, cabinet-makers, joiners and related trades workers	26	0.6%
317	Garment and related trades workers: tailors, dressmakers, embroiderers, weavers, dyers, upholsterers, tanners, shoemakers, leather workers, etc.	356	8.0%
318	Metal treaters: blacksmiths, metal polishers, wheel grinders and tool sharpeners, welders, sheet and structural metal workers, scrap metal workers	35	0.8%
319	Handicraft workers: musical instrument makers and tuners, jewellery and precious-metal workers, potters, glass workers, sign writers, decorative painters, engravers and etchers, basket makers, mat and carpet weavers	12	0.3%
321	Assembly workers, assemblers (all industrial sectors); packaging workers	64	1.4%
322	Machine tool operators, stationary plant and machine operators, extraction or processing plant operators (all industrial sectors), turners	24	0.5%
323	Heavy truck and lorry drivers, mobile plant operators, mobile farm and forestry plant operators, earthmoving and related plant operators, crane and hoist operators, lifting truck operators, canoe steersmen, ships' deck crews and related workers	9	0.2%
324	Industrial workers not elsewhere classified	46	1.0%
401	Mining and construction labourers, semi-skilled manufacturing workers, labourers	27	0.6%
402	Freight handlers, dockers	6	0.1%
403	Material recording clerks: warehouse workers, etc.	7	0.2%
404	Street and related service workers not elsewhere classified: parkers, etc.	2	0.0%
405	Refuse workers, garbage and recycling collectors, refuse sorters, sweepers and related labourers	18	0.4%
406	Elementary health sector occupations: operating theatre assistant, medication distributors	1	0.0%

File : gh_qb_activity

q403_c: What was your exact occupation during this period: 1st activity

Value	Label	Cases	Percentage
407	Orderlies, delivery boys, messengers, package deliverers and luggage porters	14	0.3%
408	Elementary workers not elsewhere classified	13	0.3%
501	Secretaries, typists and keyboard operators (word processing, teletyping, etc.)	63	1.4%
502	Customer services clerks, client information workers, (call centre workers, telephone switchboard operators, pollsters)	32	0.7%
503	Numerical and material recording clerks, statistical, finance and insurance clerks: accounting and bookkeeping clerks, payroll clerks, stock clerks, transport clerks, etc.	64	1.4%
504	Clerical support workers not elsewhere classified: library workers, mail carriers and sorting clerks, coding, proof-reading and related clerks, scribes, filing and copying clerks	35	0.8%
611	Chemical and physical science technicians, physical and engineering science technicians, (civil engineering, electricity, electronics, mechanical engineering, etc.) and life science technicians (biology, zoology, pedology, toxicology, etc.)	11	0.2%
612	Industrial technicians, draughtspersons	1	0.0%
613	Information and communications technicians, (operations, user support, computer network and systems technicians, Internet technicians, etc.)	9	0.2%
614	Telecommunications, broadcasting and audio-visual technicians	0	
615	Ship and aircraft controllers and technicians: ship's office	0	
616	Mining, manufacturing and construction supervisors	10	0.2%
621	Financial associate professionals: securities and finance dealers and brokers, credit and loans officers, accountants, valuers and loss assessors, etc.	51	1.1%
622	Sales and purchasing agents: insurance representatives, commercial sales representatives (sales agents, commercial agents), buyers, trade brokers	18	0.4%
623	Business services agents: clearing and forwarding agents, conference and event planners, employment agents and contractors, real estate agents and property managers, etc.	27	0.6%
624	Regulatory government associate professionals (excluding police): customs and border inspectors, government tax and excise officials, government social benefits officials, government licensing officials, etc.	10	0.2%
625	Administrative, executive and specialized secretaries (legal, medical)	15	0.3%
626	Business and administration associate professionals not elsewhere classified	35	0.8%
631	Medical and pharmaceutical technicians	13	0.3%
632	Other health associate professionals: dental assistants and	26	0.6%
641	Sports and fitness workers: athletes and sports players (wrestlers, etc.), sports coaches, instructors and officials, etc.	10	0.2%
642	Artistic and cultural associate professionals: gallery, museum and library technicians	4	0.1%
643	Other associate professionals not elsewhere classified	6	0.1%
711	Mathematicians, actuaries and statisticians	0	
712	Physical science and life science professionals: physicists,	2	0.0%
713	Science and engineering professionals, including information technology	22	0.5%

File : gh_qb_activity

q403_c: What was your exact occupation during this period: 1st activity

Value	Label	Cases	Percentage
714	Information and communications technology professionals (software and applications developers and analysts, Web and multimedia developers, database and network professionals)	7	0.2%
715	Architects, planners, surveyors and designers	12	0.3%
721	Social science professionals: demographers, economists, sociologists, anthropologists, philosophers, historians, psychologists, etc.	2	0.0%
722	Authors, journalists and related writers	8	0.2%
723	Librarians, archivists and curators	2	0.0%
724	Translators, interpreters and other linguists	1	0.0%
725	Musician	0	
731	Medical doctors	7	0.2%
732	Nursing and midwifery professionals	76	1.7%
733	Traditional healers, medicine men, traditional and complementary medicine professionals	1	0.0%
734	Other health professionals: dentists, pharmacists, orthophonists, physiotherapists, veterinary surgeons, etc.	8	0.2%
735	Social workers and educators	20	0.4%
736	ONG coordinators, leaders, managers	17	0.4%
741	University and higher education teachers, researchers	18	0.4%
742	Vocational education teachers	42	0.9%
743	Secondary education teachers	77	1.7%
744	Primary school teachers	113	2.5%
745	Early childhood educators	11	0.2%
746	Other teaching professionals: specialized educators, language teachers, arts teachers, etc.	6	0.1%
747	Teaching managers: primary and secondary school head teachers, teaching inspectors	12	0.3%
748	Other teaching professionals not elsewhere classified: careers advisers, supervisors, inspectors, peripatetic teachers, etc	12	0.3%
751	Visual artists: painters, sculptors, illustrators, designers	8	0.2%
752	Composers, musicians, singers, griots	11	0.2%
753	Actors, dancers and choreographers, artistic directors	3	0.1%
754	Photographers, interior designers and decorators	4	0.1%
755	Announcers on radio, television and other media	2	0.0%
756	Other artistic and cultural professionals not elsewhere classified	9	0.2%
761	Business and administration professionals (finance, marketing, public relations, accounting)	20	0.4%
762	Barristers, magistrates, clerks of court, notaries, bailiffs	6	0.1%
763	Religious professionals: imams, marabouts, madrassa teachers, priests, pastors, evangelists, members of religious orders	22	0.5%
764	Other professionals not elsewhere classified	9	0.2%
801	Legislators: ministers, members of parliament, mayors, advisors	0	
802	Senior government officials (ambassador, consul, prefect, etc.)	4	0.1%
803	Traditional chiefs and heads of village or district	0	
804	Managing directors and chief executives, senior managers (all sectors)	12	0.3%

File : gh_qb_activity

q403_c: What was your exact occupation during this period: 1st activity

Value	Label	Cases	Percentage
805	Owners and managers of hotels, restaurants, commercial businesses and other services	12	0.3%
Sysmiss		3692	

Warning: these figures indicate the number of cases found in the data file. They cannot be interpreted as summary statistics of the population of interest.

q404: Were you

Information	[Type= discrete] [Format=numeric] [Range= 1-2147483624] [Missing=*]
Statistics [NW/ W]	[Valid=4650 /-] [Invalid=3498 /-]
Definition	Wage-earner: answers 1 to 3 In non-wage employment: answers 4 to 7
Universe	If q402 in 2
Literal question	404. Were you...
Post-question	If q404 in 4, 5, 6, 7 => 406

Value	Label	Cases	Percentage
1	Higher-level occupation	243	5.2%
2	Skilled employee or worker	1150	24.7%
3	Unskilled employee, worker, labourer	957	20.6%
4	Employer	126	2.7%
5	Self-employed (w/o employees)	1438	30.9%
6	Apprentice/trainee, intern	433	9.3%
7	Helping family member in a family business or farm	303	6.5%
Sysmiss		3498	

Warning: these figures indicate the number of cases found in the data file. They cannot be interpreted as summary statistics of the population of interest.

q405: Who was your employer

Information	[Type= discrete] [Format=numeric] [Range= 1-2147483624] [Missing=*]
Statistics [NW/ W]	[Valid=2310 /-] [Invalid=5838 /-]
Universe	If q402 in 2 If q404 in 1, 2, 3
Literal question	405. Who was your employer?

Value	Label	Cases	Percentage
1	A public or semi-public administration (ECG)	789	34.2%
2	An International Organisation	75	3.2%
3	An association (co-operative, trade union, church, NGO...)	98	4.2%
4	An(other) private company	920	39.8%
5	Private individual (domestic work)	428	18.5%
Sysmiss		5838	

Warning: these figures indicate the number of cases found in the data file. They cannot be interpreted as summary statistics of the population of interest.

q406: Would you say that during this period you had enough to live

Information	[Type= discrete] [Format=numeric] [Range= 1-2147483624] [Missing=*]
Statistics [NW/ W]	[Valid=8066 /-] [Invalid=82 /-]
Literal question	406. All-in-all would you say that during this period you had enough to live on from day-to-day?

File : gh_qb_activity






q406: Would you say that during this period you had enough to live

Value	Label	Cases	Percentage
1	Yes, absolutely	5063	 62.8%
2	No, not at all	470	 5.8%
3	It depended	2533	 31.4%
Sysmiss		82	

Warning: these figures indicate the number of cases found in the data file. They cannot be interpreted as summary statistics of the population of interest.

q407: During this period did you receive

Information	[Type= discrete] [Format=character] [Missing=*/,a/,b/,c]
Statistics [NW/ W]	[Valid=8052 /-] [Invalid=96 /-]
Literal question	407. At one moment or another during this period, did you receive... Multiple answers
Post-question	If no resource => Check off and go to the next period
Interviewer's instructions	Read:

Value	Label	Cases	Percentage
0	No resource	847	 10.5%
1		3352	 41.6%
1 2		360	 4.5%
1 2 3 5		1	0.0%
1 2 4 7		1	0.0%
1 2 4 9		1	0.0%
1 2 5		6	0.1%
1 2 5 7		2	0.0%
1 2 7		6	0.1%
1 2 8		6	0.1%
1 2 9		18	0.2%
1 3		3	0.0%
1 3 2		1	0.0%
1 3 5		2	0.0%
1 4		1	0.0%
1 5		25	0.3%
1 5 4		1	0.0%
1 5 6		1	0.0%
1 5 9		3	0.0%
1 6		2	0.0%
1 7		14	0.2%
1 8		106	 1.3%
1 8 2		6	0.1%
1 8 5		3	0.0%
1 8 9		5	0.1%
1 9		133	 1.7%
1 9 2		6	0.1%
1 9 7		3	0.0%
1 9 8		3	0.0%

File : gh_qb_activity

q407: During this period did you receive

Value	Label	Cases	Percentage
2		189	2.3%
2 1		12	0.1%
2 3		2	0.0%
2 3 5		1	0.0%
2 4		5	0.1%
2 5		14	0.2%
2 5 1		1	0.0%
2 5 6		4	0.0%
2 5 6 8		1	0.0%
2 5 6 9		2	0.0%
2 5 8		1	0.0%
2 5 9		2	0.0%
2 6		4	0.0%
2 6 9		4	0.0%
2 8		32	0.4%
2 9		22	0.3%
2 9 4		1	0.0%
2 9 8		2	0.0%
3		19	0.2%
3 2		3	0.0%
3 4 8		1	0.0%
3 4 9		1	0.0%
3 5		4	0.0%
3 9		1	0.0%
4		21	0.3%
4 2		2	0.0%
4 5		2	0.0%
4 5 6		1	0.0%
4 5 7 9		1	0.0%
4 7		2	0.0%
4 8		1	0.0%
4 9		1	0.0%
5		180	2.2%
5 1		1	0.0%
5 2		4	0.0%
5 3		3	0.0%
5 4 7 9		1	0.0%
5 6		10	0.1%
5 6 7		1	0.0%
5 6 8		1	0.0%
5 6 9		8	0.1%
5 7		3	0.0%
5 7 9		1	0.0%

File : gh_qb_activity

q407: During this period did you receive



Value	Label	Cases	Percentage
5 8		10	0.1%
5 9		9	0.1%
6		46	0.6%
6 2		5	0.1%
6 5		2	0.0%
6 5 9		1	0.0%
6 8		3	0.0%
6 9		2	0.0%
6 9 8		2	0.0%
7		14	0.2%
7 2		1	0.0%
7 8		1	0.0%
7 9		4	0.0%
8		2190	27.2%
8 1		42	0.5%
8 1 2		6	0.1%
8 1 6		1	0.0%
8 1 9		3	0.0%
8 2		77	1.0%
8 2 1		1	0.0%
8 2 6		1	0.0%
8 2 9		2	0.0%
8 3		1	0.0%
8 4		1	0.0%
8 5		6	0.1%
8 5 9		1	0.0%
8 6		8	0.1%
8 7		1	0.0%
8 7 9		1	0.0%
8 9		21	0.3%
8 9 2		2	0.0%
9		74	0.9%
9 1		8	0.1%
9 2		2	0.0%
9 4		1	0.0%
9 6		1	0.0%
9 7 4		1	0.0%
9 8		9	0.1%
9 8 5		1	0.0%
.a		13	
.b		63	
.c		20	

Warning: these figures indicate the number of cases found in the data file. They cannot be interpreted as summary statistics of the population of interest.

File : gh_qb_activity

q407_0: During this period did you receive: No earning



Information	[Type= discrete] [Format=numeric] [Range= 0-1] [Missing=*]
Statistics [NW/ W]	[Valid=8148 /-] [Invalid=0 /-]
Literal question	407. At one moment or another during this period, did you receive... No earning
Interviewer's instructions	Read:

Value	Label	Cases	Percentage
0	No	7301	 89.6%
1	Yes	847	 10.4%

Warning: these figures indicate the number of cases found in the data file. They cannot be interpreted as summary statistics of the population of interest.

q407_1: During this period did you receive: Wage, income from main activity

Information	[Type= discrete] [Format=numeric] [Range= 0-1] [Missing=*]
Statistics [NW/ W]	[Valid=8148 /-] [Invalid=0 /-]
Literal question	407. At one moment or another during this period, did you receive... A wage, income from your main activity
Interviewer's instructions	Read:

Value	Label	Cases	Percentage
0	No	7415	 91.0%
1	Yes	733	 9.0%

Warning: these figures indicate the number of cases found in the data file. They cannot be interpreted as summary statistics of the population of interest.

q407_2: During this period did you receive: Income from moonlighting


Information	[Type= discrete] [Format=numeric] [Range= 0-1] [Missing=*]
Statistics [NW/ W]	[Valid=8148 /-] [Invalid=0 /-]
Literal question	407. At one moment or another during this period, did you receive... Income from a secondary activity, e.g. moonlighting, small jobs, occasional employment
Interviewer's instructions	Read:

Value	Label	Cases	Percentage
0	No	7329	 89.9%
1	Yes	819	 10.1%

Warning: these figures indicate the number of cases found in the data file. They cannot be interpreted as summary statistics of the population of interest.

q407_3: During this period did you receive: Unemployment benefit

Information	[Type= discrete] [Format=numeric] [Range= 0-1] [Missing=*]
Statistics [NW/ W]	[Valid=8148 /-] [Invalid=0 /-]
Literal question	407. At one moment or another during this period, did you receive... An unemployment benefit
Interviewer's instructions	Read:

Value	Label	Cases	Percentage
0	No	8105	 99.5%
1	Yes	43	 0.5%



Warning: these figures indicate the number of cases found in the data file. They cannot be interpreted as summary statistics of the population of interest.

q407_4: During this period did you receive: Retirement/disability/other type of pension



Information	[Type= discrete] [Format=numeric] [Range= 0-1] [Missing=*]
Statistics [NW/ W]	[Valid=8148 /-] [Invalid=0 /-]

File : gh_qb_activity



q407_4: During this period did you receive: Retirement/disability/other type of pension

Literal question	407. At one moment or another during this period, did you receive... A retirement pension, disability pension, other type of pension		
Interviewer's instructions	Read:		
Value	Label	Cases	Percentage
0	No	8101	 99.4%
1	Yes	47	 0.6%
<i>Warning: these figures indicate the number of cases found in the data file. They cannot be interpreted as summary statistics of the population of interest.</i>			



q407_5: During this period did you receive: Social benefit

Information	[Type= discrete] [Format=numeric] [Range= 0-1] [Missing=*]		
Statistics [NW/ W]	[Valid=8148 /-] [Invalid=0 /-]		
Literal question	407. At one moment or another during this period, did you receive... Social benefits (family allowances, welfare benefits)		
Interviewer's instructions	Read:		
Value	Label	Cases	Percentage
0	No	7827	 96.1%
1	Yes	321	 3.9%
<i>Warning: these figures indicate the number of cases found in the data file. They cannot be interpreted as summary statistics of the population of interest.</i>			

q407_6: During this period did you receive: Scholarship

Information	[Type= discrete] [Format=numeric] [Range= 0-1] [Missing=*]		
Statistics [NW/ W]	[Valid=8148 /-] [Invalid=0 /-]		
Literal question	407. At one moment or another during this period, did you receive... A scholarship		
Interviewer's instructions	Read:		
Value	Label	Cases	Percentage
0	No	8037	 98.6%
1	Yes	111	 1.4%
<i>Warning: these figures indicate the number of cases found in the data file. They cannot be interpreted as summary statistics of the population of interest.</i>			

q407_7: During this period did you receive: Income from rents, interests or other

Information	[Type= discrete] [Format=numeric] [Range= 0-1] [Missing=*]		
Statistics [NW/ W]	[Valid=8148 /-] [Invalid=0 /-]		
Literal question	407. At one moment or another during this period, did you receive... Income from rents, interest or other capital income		
Interviewer's instructions	Read:		
Value	Label	Cases	Percentage
0	No	8090	 99.3%
1	Yes	58	 0.7%
<i>Warning: these figures indicate the number of cases found in the data file. They cannot be interpreted as summary statistics of the population of interest.</i>			

q407_8: During this period did you receive: Other resources

Information	[Type= discrete] [Format=numeric] [Range= 0-1] [Missing=*]		
Statistics [NW/ W]	[Valid=8148 /-] [Invalid=0 /-]		
Literal question	407. At one moment or another during this period, did you receive... Other resources		

File : gh_qb_activity

q407_8: During this period did you receive: Other resources

Interviewer's instructions Read:

Value	Label	Cases	Percentage
0	No	5589	68.6%
1	Yes	2559	31.4%

Warning: these figures indicate the number of cases found in the data file. They cannot be interpreted as summary statistics of the population of interest.

q407_9: During this period did you receive: Transfers from abroad

Information [Type= discrete] [Format=numeric] [Range= 0-2147483624] [Missing=*]

Statistics [NW/ W] [Valid=8148 /-] [Invalid=0 /-]

Literal question 407. At one moment or another during this period, did you receive...
Transfers from abroad

Interviewer's instructions Read:

Value	Label	Cases	Percentage
0	No	7784	95.5%
1	Yes	364	4.5%

Warning: these figures indicate the number of cases found in the data file. They cannot be interpreted as summary statistics of the population of interest.

q407_NR: During this period did you receive: No answer

Information [Type= discrete] [Format=numeric] [Range= 0-1] [Missing=*]

Statistics [NW/ W] [Valid=8148 /-] [Invalid=0 /-]

Literal question 407. At one moment or another during this period, did you receive...
No answer

Interviewer's instructions Read:

Value	Label	Cases	Percentage
0	No	8051	98.8%
1	Yes	97	1.2%

Warning: these figures indicate the number of cases found in the data file. They cannot be interpreted as summary statistics of the population of interest.

q407_a: Specify the other resources

Information [Type= discrete] [Format=character] [Missing=*.b/.B/.c]

Statistics [NW/ W] [Valid=2326 /-] [Invalid=143 /-]

Universe If q407_8 in 1

Literal question 407. At one moment or another during this period, did you receive...
Other resources => Specify

Value	Label	Cases	Percentage
"CHOP MONEY" (HOUS KEEPING MONEY)		1	0.0%
A MERGER MONTHLY ALLOWANCE FROM MY PARENTS		1	0.0%
ACCASSIONAL POCKET MONEY		1	0.0%

File : gh_qb_activity

q407_a: Specify the other resources

Value	Label	Cases	Percentage
ALLOWANCE FROM GOV'T		1	0.0%
ALLOWANCES FROM CHILDREN		1	0.0%
ALLOWANCE		6	0.3%
ALLOWANCE FRMO GOVERNMENT		1	0.0%
ALLOWANCE FROM AUNTIE		1	0.0%
ALLOWANCE FROM CHILDREN/ RELATIVES		1	0.0%
ALLOWANCE FROM DUTVH SCHOLARSHIP		1	0.0%
ALLOWANCE FROM EMPLOYER		1	0.0%
ALLOWANCE FROM GHANA POLICE SERVICE		1	0.0%
ALLOWANCE FROM INSTITUTIONS AND PARENTS		4	0.2%
ALLOWANCE FROM JESUIT INSTITUTIONS		1	0.0%
ALLOWANCE FROM NATIONAL SERVICES AND HELP FROM PARENTS		1	0.0%
ALLOWANCE FROM PARTNER		1	0.0%
ALLOWANCE FROM THE NGO		1	0.0%
ALLOWANCE TEACHING		1	0.0%
ALLOWANCES FROM AUNTIE ON HER SAVING MADE WHEN SHE WAS WORKING		1	0.0%
ALLOWANCES FROM		1	0.0%

File : gh_qb_activity

q407_a: Specify the other resources

Value	Label	Cases	Percentage
FARMING ACTIVITY			
ALLOWANCES FROM PARTNER		1	0.0%
ALLOWANNE FROM NATIONAL SERVICE		1	0.0%
ALSO SOLD BREAD		1	0.0%
ASYLUM ALLOWANCE		2	0.1%
AUNTIE GIVES HIM FOOD, CLOTHE, MEDICINE ETC.		1	0.0%
BASED ON THE SEASON; IF FRUITFULL WE ARE SOMETIMES GIVEN MONEY (MOTIVATION) FROM DAD		1	0.0%
BEING FED AT HOME		1	0.0%
BENEFACITOR		1	0.0%
BENEFITS FORM FATEHR		1	0.0%
BOARDING ALLOWANCE FROM PARENT		1	0.0%
BROTHER AND MUM		1	0.0%
BROTHER AND SISTER HELPED FINANCIALLY		1	0.0%
BROTHER TOOK CARE OF HIM		1	0.0%
BURSARY, FAMILY HELP		1	0.0%
CASH FROM BOYFRIEND		1	0.0%
CHILDREN'S FATHER		1	0.0%
CHOP MONEY		1	0.0%

File : gh_qb_activity

q407_a: Specify the other resources

Value	Label	Cases	Percentage
CHOP MONEY (POCKET MONEY)		1	0.0%
CHURCH DONATIONS		1	0.0%
DAD, BROTHER AND AUNTRY		1	0.0%
DAILY ALLOWANCE FROM BROTHER		1	0.0%
DAILY EXPENDITURE INCOME FROM PARTNER		1	0.0%
DAILY FOOD EXPENDITURE		2	0.1%
DAILY TRANSPORT AND POCKET MONEY		1	0.0%
DEPEDED ON INCOME OF PARENTS		1	0.0%
DEPEDED ON SAVINGS MADE IN LIBERIA		1	0.0%
DEPENDENT ON PARENTS		3	0.1%
DEPENDING ON UNLCE		1	0.0%
EXTRA CLASSES		1	0.0%
EXTRA CLASSES FOR STUDENTS		1	0.0%
FAMILY		2	0.1%
FAMILY ALLOWANCE FROM MY HUSBAND		1	0.0%
FAMILY ALLOWANCE FROMM MY PARTNER		1	0.0%
FAMILY ALLOWANCE		1	0.0%
FAMILY ALLOWANCES FROM PARTNER		1	0.0%
FAMILY CARE		5	0.2%

File : gh_qb_activity

q407_a: Specify the other resources

Value	Label	Cases	Percentage
FAMILY CHOP MONEY FOR MY PARTNER		1	0.0%
FAMILY HELP		2	0.1%
FAMILY KEEPING ALLOWANCE FOR DAILY EXPENSES		1	0.0%
FAMILY SPONSORED		4	0.2%
FAMILY SPONSORSHIP		7	0.3%
FAMILY SUPPORT		7	0.3%
FATHER		3	0.1%
FATHER PROVIDED FOR HIM		1	0.0%
FEEDING MONEY		2	0.1%
FEEDING MONEY FROM BROTHER		3	0.1%
FEEDING MONEY FROM EMPLOYER		1	0.0%
FEEDING MONEY FROM EMPLOYER WHICH WAS NOT A SALARY		1	0.0%
FEEDING MONEY FROM HUSBAND		1	0.0%
FEEDING MONEY FROM PARENTS		5	0.2%
FEEDING MONEY FROM PARTNER		1	0.0%
FEEDING MONEY PARENT		1	0.0%
FEEDING TAKEN CARE OF BY RESTAURANT		1	0.0%
FEEDING WAS TAKEN CARE OF BY DOCTOR		1	0.0%
FEW MONIES FROM THOSE		1	0.0%

File : gh_qb_activity

q407_a: Specify the other resources

Value	Label	Cases	Percentage
I WAS LIVING WITH & FRIENDS			
FINACIAL SUPPORT FROM SIBBLINGS.		1	0.0%
FINANCIAL HELP FROM FRIENDS		1	0.0%
FINANCIAL SUPPORT + (POCKET MONEY) FROM PARENTS.		1	0.0%
FINANCIAL SUPPORT FROM FRIENDS.		1	0.0%
FINANCIAL SUPPORT FROM HUSBAND		1	0.0%
FINANCIAL SUPPORT FROM PARTNER		1	0.0%
FINANCIAL SUPPORT FROM PARTNER AND MOTHER		1	0.0%
FINANCIAL SUPPORT, HOUSE KEEPING ALLOWANCE FROM HUSBAND.		1	0.0%
FOOD		5	0.2%
FOR MY UPKEEP		1	0.0%
FRIENDS		1	0.0%
FRIENDS, WIFE		1	0.0%
FROM A FRIEND		1	0.0%
FROM AUNT		3	0.1%
FROM BROTHER		1	0.0%
FROM BROTHER & AUNT		1	0.0%
FROM BROTHER		1	0.0%

File : gh_qb_activity

q407_a: Specify the other resources

Value	Label	Cases	Percentage
IN UK AND ALSO FROM HELPING A FRIEND			
FROM BROTHERS & PERSONAL SAVINGS		1	0.0%
FROM BROTHERS AND SISTERS		1	0.0%
FROM CHILDREN		5	0.2%
FROM CHILDREN WHO ARE NOW WORKING		1	0.0%
FROM FAMILY AND PARTNER		1	0.0%
FROM FAMILY MEMBER		1	0.0%
FROM FATHER		3	0.1%
FROM FRIENDS		2	0.1%
FROM FRIENDS & ESPECIALLY WIFE		1	0.0%
FROM FRIENDS & FAMILY RELATIONS		1	0.0%
FROM FRIENDS, CHILDREN & RELATIVES		1	0.0%
FROM FRIENDS, VARIED		1	0.0%
FROM GIFTS		1	0.0%
FROM GRAND PARENTS		1	0.0%
FROM GRANDMOTHE		1	0.0%
FROM HUSBAND		1	0.0%
FROM MASTER		1	0.0%
FROM MOTHER		6	0.3%
FROM MY AUNT		1	0.0%

File : gh_qb_activity

q407_a: Specify the other resources

Value	Label	Cases	Percentage
FROM MY BOY FRIEND		1	0.0%
FROM MY MOTHER		1	0.0%
FROM MY PARTNER		2	0.1%
FROM MY PARTNERS INCOME		2	0.1%
FROM MY SISTER AND PARTNERS INCOME		1	0.0%
FROM MY UNLCE		1	0.0%
FROM PARENTS		8	0.3%
FROM PARENTS AND GRAND PARENTS		1	0.0%
FROM PARTNER		5	0.2%
FROM PARTNER HOUSE KEEPING MONEY		1	0.0%
FROM PARTNER ID 02		1	0.0%
FROM PARTNER ID 01		1	0.0%
FROM PERSONAL SAVINGS		1	0.0%
FROM RELATIVES		1	0.0%
FROM SISTER		1	0.0%
FROM SMALL ALLOWANCES FROM RELATIVES		1	0.0%
FROM SPOUSE		1	0.0%
FROM UNCLE		3	0.1%
FROM WIFE		1	0.0%
GIFT		1	0.0%
GIFTS		24	1.0%
GIFTS FROM FAMILY MEMBER AND MONEY FROM CHILDREN		1	0.0%

File : gh_qb_activity

q407_a: Specify the other resources

Value	Label	Cases	Percentage
GIFTS FROM FRIENDS AND LOVEDONES		1	0.0%
GOT A SUM OF MONEY BECAUSE COMPANY WAS TAKEN OVER		1	0.0%
GOV'T SCHOLARSHIP AND PARENTS HELP		1	0.0%
GOVERNMENT		1	0.0%
GOVERNMENT ALLOWANCE AND PARENTS		1	0.0%
GOVERNMENT ALLOWANCE PARENTS HELPED		1	0.0%
GOVERNMENT ALLOWANCES & POCKET MONEY FROM PARENT		1	0.0%
GOVT STUDENT LOAN PLUS HELP FROM SOCIAL MOTHER		1	0.0%
GOVT STUDENT LOAN, PARENT'S SUPPORT		1	0.0%
GRANDMOTHE		1	0.0%
GRANT		1	0.0%
Gets money from her daughter and son-in-law is buy petty things		1	0.0%
HE NOW DEPENDS ON THE WIFE FOR POCKET MONEY		1	0.0%
HELP FROM A FRIEND		1	0.0%
HELP FROM FRIEND		1	0.0%
HELP FROM MOTHER AND		1	0.0%

File : gh_qb_activity

q407_a: Specify the other resources

Value	Label	Cases	Percentage
PARTNER'S FAMILY			
HELP FROM PARENTS		3	0.1%
HELP FROM UNCLE		1	0.0%
HER OWN SAVINGS OR RESOURCE FROM ENGLAND		1	0.0%
HIS PERSONAL MONEY FRIEND FROM U.S.A		1	0.0%
HOUSE KEEPING ALLOWANCE		11	0.5%
HOUSE KEEPING ALLOWANCE FROM HUSBAND		8	0.3%
HOUSE KEEPING ALLOWANCES		3	0.1%
HOUSE KEEPING ALLOWNACE		1	0.0%
HOUSE KEEPING MONEY		18	0.8%
HOUSE KEEPING MONEY FROM HUSBAND		2	0.1%
HOUSE KEEPING MONEY FROM PARTNER		1	0.0%
HOUSE-KEEPING MONEY		1	0.0%
HOUSEKEEPING		1	0.0%
HOUSEKEEPING ALLOWANCE		6	0.3%
HOUSEKEEPING ALLOWANCE FROM HUSBAND		1	0.0%
HOUSEKEEPING ALLOWANCE FROM PARTNER		1	0.0%

File : gh_qb_activity

q407_a: Specify the other resources

Value	Label	Cases	Percentage
HOUSEKEEPING ALLOWANCES		2	0.1%
HOUSEKEEPING MONEY		3	0.1%
HOUSEKEEPING MONEY FROM PARTNER		2	0.1%
HUSBAND		4	0.2%
HUSBAND PAID THE BILLS AND SUPPORTED HER		1	0.0%
HUSBAND PROVIDED		1	0.0%
HUSBAND PROVIDES EVERY NEED IN THE HOME		1	0.0%
I RECEIVED A STUDENT LOAN AT MY HIGHER EDUCATION LEVEL		1	0.0%
I RECEIVED SUPPORT FROM MY FAMILY		1	0.0%
I WAS BEING SUPPORTED BY MY FRIEND		1	0.0%
INCOME FROM ASYLUM		1	0.0%
INCOME FROM CHILDREN AND PROFIT FROM COCOA		1	0.0%
INCOME FROM MY HUSBAND		1	0.0%
INCOME FROM MY PARTNER		1	0.0%
INCOME IN KIND		2	0.1%
JESUIT CONGREGATION		1	0.0%
JESUIT CONGREGATION PLUS CREDIT CARD		3	0.1%

File : gh_qb_activity

q407_a: Specify the other resources

Value	Label	Cases	Percentage
LIVING FROM SAVING FROM SCHOLARSHIP		1	0.0%
LIVING WITH FAMILY, COST COVERED AND POCKET MONEY		2	0.1%
LOAN FROM BANK		2	0.1%
LOAN PLUS PARENTS		1	0.0%
LUMP SUM		1	0.0%
MONEY FOR COOKING FROM PARTNER		1	0.0%
MONEY FOR SCHOOL		1	0.0%
MONEY FOR UP KEEP		1	0.0%
MONEY FROM BOYFRIEND		1	0.0%
MONEY FROM BROTHER		1	0.0%
MONEY FROM BROTHER & PARENT		1	0.0%
MONEY FROM BROTHER IN GHANA		1	0.0%
MONEY FROM CHILDREN		3	0.1%
MONEY FROM CHURCH, FRIENDS, MY HOST		1	0.0%
MONEY FROM DAD WHO IS OUTSIDE		1	0.0%
MONEY FROM FAMILY		2	0.1%
MONEY FROM FAMILY MEMBERS		2	0.1%
MONEY FROM FATHER		1	0.0%
MONEY FROM FATHER THAT IS HER SECOND PARTNER		1	0.0%
MONEY FROM FIANCEE & GIFTS FROM		1	0.0%

File : gh_qb_activity

q407_a: Specify the other resources

Value	Label	Cases	Percentage
FRIENDS AND RELATIVES			
MONEY FROM FRIENDS		3	0.1%
MONEY FROM HUSBAND		2	0.1%
MONEY FROM LOVE ONE & RENTING OF PART OF OUR HOUSE		1	0.0%
MONEY FROM MY COUSIN, CHURCH MEMBERS		1	0.0%
MONEY FROM MY FAMILY, FRIENDS		1	0.0%
MONEY FROM MY FATHER		1	0.0%
MONEY FROM MY PARTNER		1	0.0%
MONEY FROM PARENT		6	0.3%
MONEY FROM PARENTS		6	0.3%
MONEY FROM PARENTS/ RELATIVES		1	0.0%
MONEY FROM PARTNER		5	0.2%
MONEY FROM PARTNER AND FAMILY		1	0.0%
MONEY FROM PARTNER FOR UPKEEP		1	0.0%
MONEY FROM SAVINGS		1	0.0%
MONEY FROM SAVINGS AND SIBLINGS		1	0.0%
MONEY FROM SON'S FATHER		1	0.0%
MONEY FROM SPOUSE		2	0.1%
MONEY FROM SUPERVISOR		1	0.0%
MONEY FROM THE HUSBAND		2	0.1%
MONEY FROM UNCLE		1	0.0%

File : gh_qb_activity

q407_a: Specify the other resources

Value	Label	Cases	Percentage
MONEY GOT FROM PARENTS		1	0.0%
MONTHLY HOUSE KEEPING ALLOWANCE FROM HUSBAND		1	0.0%
MOTHER		7	0.3%
MOTHER PROVIDED ALL HER WEEDS		1	0.0%
MOTHER PROVIDED ALL NEEDS.		1	0.0%
MOTHER PROVIDED FOR ALL HER NEEDS		1	0.0%
MY AUNTIE GIVE ME MONEY		1	0.0%
MY HUSBAND GAVE ME SOMETHING AS POCKET MONEY		1	0.0%
MY HUSBAND WAS SUPPORTING ME		1	0.0%
MY MOTHER MOTHER PROVIDED MY NEEDS (FOOD, CLOTHING ETC)		1	0.0%
MY PARTNER GIVE ME MONEY		1	0.0%
MY SISTERS		1	0.0%
MY TRAINER GAVE ME SOME ALLOWANCE AT THE END OF THE MONTH		1	0.0%
MY WIFE SOPPORTS ME FINANCIALLY		1	0.0%
NATIONAL SERVICE ALLOWANCE		2	0.1%

File : gh_qb_activity

q407_a: Specify the other resources

Value	Label	Cases	Percentage
NO RESOURCE		1	0.0%
NONE		1	0.0%
OCCASIONAL POCKET MONEY		2	0.1%
OCCASSIONAL POCKET MONEY		4	0.2%
PARENT'S SUPPORT		6	0.3%
PARENTS		12	0.5%
PARENTS AND BIG SISTER (WHO IS NOW LATE)		1	0.0%
PARENTS AND SISTER		1	0.0%
PARENTS AND UNCLE		1	0.0%
PARENTS ASSISTED HER SOMETIMES		1	0.0%
PARENTS HELP		1	0.0%
PARENTS HELPED		3	0.1%
PARENTS SUPORT		1	0.0%
PARENTS SUPPORT		4	0.2%
PARENTS SUPPORT, STUDENT LOAN		1	0.0%
PARTNER GIVE ME MONEY		1	0.0%
PARTNER GIVE ME MONEY		11	0.5%
PARTNER GIVES ME		1	0.0%
PARTNER GIVES ME MONEY		1	0.0%
PARTNER SUPPORTED		1	0.0%
PASTORIAL SCHOOL		1	0.0%
PAYMENTS FROM STUDY LEAVE		1	0.0%

File : gh_qb_activity

q407_a: Specify the other resources

Value	Label	Cases	Percentage
PERSONAL SAVING THE TRANSFER ARE NOT REGULAR		1	0.0%
PERSONAL SAVING, THE TRANSFER ARE NOT REGULAR		1	0.0%
PERSONAL SAVINGS		6	0.3%
PERSONAL SAVINGS & MONEY FROM LOVE ONES		1	0.0%
PERSONAL SERVICES AND MONEY FROM ELDER BROTHER		1	0.0%
POCKET MONEY		1	0.0%
POCKET MONEY FROM MY DAD		1	0.0%
POCKET MONEY		1	0.0%
POCKET MONEY		3	0.1%
POCKET		7	0.3%
POCKET MONEY		1	0.0%
POCKET & HOUSEKEEPING ALLOWANCES.		1	0.0%
POCKET FROM MY MASTER AND THE FAMILY		1	0.0%
POCKET FROM MY SPOUSE		1	0.0%
POCKET MONEY		1	0.0%
POCKET MONEY		1	0.0%
POCKET MONEY		1	0.0%
POCKET MONEY		1	0.0%
POCKET MONEY FROM FATHER		1	0.0%

File : gh_qb_activity

q407_a: Specify the other resources

Value	Label	Cases	Percentage
POCKET MONET		11	0.5%
POCKET MONEY		1525	65.6%
POCKET MONEY & BOARDING ALLOWANCES FOR MISCELLENEOU PURCHASES		1	0.0%
POCKET MONEY & TIPS FROM CUSTOMERS.		1	0.0%
POCKET MONEY + TRANS PORTATION		1	0.0%
POCKET MONEY ALLAWANCE FROM GOVERNMENT		1	0.0%
POCKET MONEY ALLOWANCE FROM PARTNER		2	0.1%
POCKET MONEY AND GIFTS FROM FRIENDS		1	0.0%
POCKET MONEY AND MONEY FROM PARTNER.		1	0.0%
POCKET MONEY AND MONEY FROM SPOUSE.		1	0.0%
POCKET MONEY AND NATIONAL SERVICE ALLOWANCE		1	0.0%
POCKET MONEY AND TIPS FROM CUSTOMERS		1	0.0%
POCKET MONEY FROM BROTHER IN- LAW		1	0.0%
POCKET MONEY FROM DAD		4	0.2%

File : gh_qb_activity

q407_a: Specify the other resources

Value	Label	Cases	Percentage
POCKET MONEY FROM DAD.		1	0.0%
POCKET MONEY FROM FAMILY MEMBERS		1	0.0%
POCKET MONEY FROM FATHER		3	0.1%
POCKET MONEY FROM FRIENDS AND OTHER FAMILY MEMBERS		1	0.0%
POCKET MONEY FROM GRAND MOTHER AND FIANCE		1	0.0%
POCKET MONEY FROM HUSBAND		2	0.1%
POCKET MONEY FROM MADAM		1	0.0%
POCKET MONEY FROM MASTER		1	0.0%
POCKET MONEY FROM MOTHER		2	0.1%
POCKET MONEY FROM MUM		2	0.1%
POCKET MONEY FROM MUM, UNCLES AND AUNTIES		1	0.0%
POCKET MONEY FROM MY AUNTIE		1	0.0%
POCKET MONEY FROM MY AUNTIES.		1	0.0%
POCKET MONEY FROM MY BOYFRIEND		1	0.0%
POCKET MONEY FROM MY BROTHER		1	0.0%
POCKET MONEY FROM MY BROTHER.		1	0.0%

File : gh_qb_activity

q407_a: Specify the other resources

Value	Label	Cases	Percentage
POCKET MONEY FROM MY BROTHERS AND SISTER		1	0.0%
POCKET MONEY FROM MY BROTHERS.		1	0.0%
POCKET MONEY FROM MY DAD		1	0.0%
POCKET MONEY FROM MY DAD AND MUM.		1	0.0%
POCKET MONEY FROM MY DAD.		1	0.0%
POCKET MONEY FROM MY DAUGHTER WHO IS WORKING NOW		1	0.0%
POCKET MONEY FROM MY ELDER SISTER		1	0.0%
POCKET MONEY FROM MY FAMILY		7	0.3%
POCKET MONEY FROM MY FATHER		1	0.0%
POCKET MONEY FROM MY FROM MY PARENTS.		1	0.0%
POCKET MONEY FROM MY GRANDMOTHE		1	0.0%
POCKET MONEY FROM MY HUSBAND		2	0.1%
POCKET MONEY FROM MY MOTHER		3	0.1%
POCKET MONEY FROM MY MOTHER.		1	0.0%
POCKET MONEY FROM MY MUM AND DAD		1	0.0%

File : gh_qb_activity

q407_a: Specify the other resources

Value	Label	Cases	Percentage
POCKET MONEY FROM MY PARENT		1	0.0%
POCKET MONEY FROM MY PARENTS		17	0.7%
POCKET MONEY FROM MY PARENTS AND RELATIVES		1	0.0%
POCKET MONEY FROM MY SISTER		2	0.1%
POCKET MONEY FROM MY SPOUSE		2	0.1%
POCKET MONEY FROM PARENT		3	0.1%
POCKET MONEY FROM PARENT AND SPOUSE		1	0.0%
POCKET MONEY FROM PARENTS		21	0.9%
POCKET MONEY FROM PARENTS.		2	0.1%
POCKET MONEY FROM PRENTS		1	0.0%
POCKET MONEY FROM SCHOLARSHIP		1	0.0%
POCKET MONEY FROM SISTER		3	0.1%
POCKET MONEY FROM SPOUSE		3	0.1%
POCKET MONEY FROM THE FAMILY		5	0.2%
POCKET MONEY FROM THE HUSBAND		1	0.0%
POCKET MONEY FROM THE MASTER(MASO		1	0.0%
POCKET MONEY FROM THE PARENTS		2	0.1%

File : gh_qb_activity

q407_a: Specify the other resources

Value	Label	Cases	Percentage
POCKET MONEY FROM THE SPOUSE		1	0.0%
POCKET MONEY FROM UNCLE		1	0.0%
POCKET MONEY GIFT FROM RELETIVES		1	0.0%
POCKET MONEY GIFT FROM SISTER'S		1	0.0%
POCKET MONEY MUM AND DAD		1	0.0%
POCKET MONEY STUDENT LOAN		1	0.0%
POCKET MONEY TO SCHOOL		1	0.0%
POCKET MONEY, TIPS FROM CUSTOMERS		1	0.0%
POCKET MONEY.		3	0.1%
POCKET MONEY/ ALLOWANCE FROM PARTNER.		1	0.0%
POCKET MONIES		1	0.0%
POCKET MONIES FROM FAMILY MEMBER		1	0.0%
POCKET MONIES FROM PARENTS		2	0.1%
POCKET MONWY FROM MY PARENTS		1	0.0%
POCKET MONY		2	0.1%
POCKET MOPNEY		1	0.0%
POCKETM MONEY		1	0.0%

File : gh_qb_activity

q407_a: Specify the other resources

Value	Label	Cases	Percentage
POCKETS MONEY		1	0.0%
POCKEY MONEY		5	0.2%
POCT MONEY		1	0.0%
POKET MONEY		1	0.0%
POKET MONEY FROM DAD		1	0.0%
POSTGRAD GRANT		1	0.0%
PROFIT FROM MY BUSINESS IN GHANA		1	0.0%
RECEIVE FEEDING MONEY FROM PARENTS		1	0.0%
RECEIVE MONEY FROM PARENTS		1	0.0%
RECEIVED FINANCIAL SUPPORT (POCKET MONEY FROM FAMILY (PARENTS))		1	0.0%
RECEIVED FINANCIAL SUPPORT (POCKET MONEY) FROM PARENTS		2	0.1%
RECEIVED FINANCIAL SUPPORT FROM BOTH PARENTS AND FIANCE AT THE TIME.		1	0.0%
RECEIVED FINANCIAL SUPPORT FROM FATHER & RELATIVES ABROAD.		1	0.0%
RECEIVED FINANCIAL SUPPORT FROM GRANDMOTHE		1	0.0%
RECEIVED FINANCIAL		1	0.0%

File : gh_qb_activity

q407_a: Specify the other resources

Value	Label	Cases	Percentage
SUPPORT FROM HER SISTER			
RECEIVED FINANCIAL SUPPORT FROM PARENTS		1	0.0%
RECEIVED FINANCIAL SUPPORT FROM PARENTS, FRIENDS AND OTHER FAMILY EMBERS		1	0.0%
RECEIVED MONTHLY ALLOWANCE FOM HUSBAND		1	0.0%
RECEIVED POCKET MONEY FROM COUSIN AND HUSBAND		1	0.0%
RECEIVED POCKET MONEY FROM PARENTS		4	0.2%
RECEIVED POCKET MONEY FROM PARENTS FEED IN THE HOUSE.		1	0.0%
RECEIVED SUPPORT (POCKET MONEY FROM PARENTS)		1	0.0%
RECEIVED SUPPORT FROM THE FATHER (POCKET MONEY)		1	0.0%
RECEIVES FINANCIALLY SUPPORT FROM HUSBAND MONTHLY		1	0.0%
RECEIVES POCKET MONEY AND GIFTS (MONEY)		1	0.0%

File : gh_qb_activity

q407_a: Specify the other resources

Value	Label	Cases	Percentage
FROM VISITING RELATIVES			
RECEIVES SUPPORT FROM HER DAUGHTER		1	0.0%
RECENED STUDENT'S LOAN FROM SSHIT		1	0.0%
REMITTANCE FROM P2		1	0.0%
RESOURCE FROM FRIENDS		1	0.0%
RESOURCES FROM CHILDREN		1	0.0%
RESOURCES WERE IN KIND(FOOD CLOTHES, ETC) AT MONTH'S ENDING		1	0.0%
REVENUE GRANT, DID PART TIME NURSING WORK		1	0.0%
SALES ON THE BLACK MARKET		1	0.0%
SAVINGS		2	0.1%
SAVINGS FROM PREVIOUS WORK		1	0.0%
SAVINGS MADE IN SOUTH KOREA		1	0.0%
SCHOLARSHIP FROM SPONSORING DISTRICT, POCKET MONEY		1	0.0%
SCHOOL LOAN, AND SISTER'S SUPPORT		1	0.0%
SENIOR COUSIN SUPPORTED		1	0.0%

File : gh_qb_activity

q407_a: Specify the other resources

Value	Label	Cases	Percentage
SMALL ALLOWANCE FROM GIFTS AND FATHER		1	0.0%
SMALL ALLOWANCES FROM PARENTS		1	0.0%
SMALL ALLOWANCES FROM PARENTS AND GIFTS		1	0.0%
SMALL INCOME FROM SALES		1	0.0%
SOCIAL MOTHER		1	0.0%
SOME POCKET MONEY FROM MY SISTER		1	0.0%
STAFF DEVELOPMENT - COMPANY PAID		1	0.0%
STATE GRANT		1	0.0%
STUDENT ALLOWANCE AT TRAINING COLLEGE		1	0.0%
STUDENT GRANT		2	0.1%
STUDENT GRANTS		1	0.0%
STUDENT LOAN		7	0.3%
STUDENT LOAN AND SISTER'S SUPPORT		1	0.0%
STUDENT LOAN, HELP FROM PARENTS		1	0.0%
STUDENT LOANS		1	0.0%
STUDY ALLOWANCE		1	0.0%
STUDY LEAVE		1	0.0%
STUDY LEAVE AND STUDENT LOAN		1	0.0%
STUDY LEAVE PAY		1	0.0%

File : gh_qb_activity

q407_a: Specify the other resources

Value	Label	Cases	Percentage
STUDY LEAVE PAY.		1	0.0%
STUDY LEAVE WITH PAY		2	0.1%
SUPPORT FROM CHILDREN		1	0.0%
SUPPORT FROM HER PARCENTS (POCKET MONEY)		1	0.0%
SUPPORT FROM HUSBAND		4	0.2%
SUPPORT FROM MAVIS AND FRIENDS IN SARAGOZA		1	0.0%
SUPPORT FROM MY BROTHER		2	0.1%
SUPPORT FROM MY CHURCH(S.D.A.) AND MY CHILDRENS POCKET MONEY FROM THEIR FATHER		1	0.0%
SUPPORT FROM MY FAMILY		1	0.0%
SUPPORT FROM PARENTS		1	0.0%
SUPPORT FROM PARENTS AND BROTHER		1	0.0%
SUPPORT FROM PARENTS AND PERSONAL SAVINGS.		1	0.0%
SUPPORT FROM PARTNER		1	0.0%
SUPPORT FROM RELATIVES		1	0.0%
SUPPORT FROM SIBBLINGS, FRIENDS ETC.		1	0.0%

File : gh_qb_activity

q407_a: Specify the other resources

Value	Label	Cases	Percentage
SUPPORT FROM SPOUSE		1	0.0%
SUPPORT FROM WIFE		1	0.0%
SUPPORTED BY MOTHER		1	0.0%
THOUGH I DID NOT HAVE A FORMAL SALARY OR WAGE I GOT MONEY FOR ANY NEED		1	0.0%
THROUGH MY OWN WAYS AND MEANS		1	0.0%
TIPS		1	0.0%
TIPS FROM CUSTMOERS		1	0.0%
TIPS FROM CUSTOMER		1	0.0%
TIPS FROM CUSTOMERS		7	0.3%
TRAINING ALLAWANCE		1	0.0%
TRAINING ALLOWANCE		1	0.0%
UNCLE		1	0.0%
UNCLE AND AUNTY SUPPORTED		1	0.0%
UNCLE AND HIS CHILDREN WERE GIVING EGO MONEY		1	0.0%
UNCLE IN NL SENDS MONEY SOMETIMES		1	0.0%
UNI STUDENT GRANT		1	0.0%
UNIVERSITY ACCOMODATEI AND FED PLUS PERSONAL SAVINGS		1	0.0%
UNIVERSITY CAMPUS PART TIME WORK AND PARENTS HELP		1	0.0%
VARIOUS JOBS DURING HOLIDAYS		1	0.0%

File : gh_qb_activity

q407_a: Specify the other resources

Value	Label	Cases	Percentage
WAS GIVEN POCKET MONEY EVERY ONCE IN A WHILE		1	0.0%
WAS NOT GIVEN ACCESS TO ANY FORM OF INCOME		1	0.0%
WAS PROVIDED WITH EVERYTHING AT HOME UNTIL BOARDING POCKET MONEY.		1	0.0%
WAS STILL RECEIVING FINANCIAL SUPPORT FROM FAMILY		1	0.0%
WE MOST OF TIMES EAT SOME OF THE KENKEY.		1	0.0%
WIFE'S SUPPORT		2	0.1%
WORKING WITH ANOTHER PERSON'S DOCUMENTS		1	0.0%
YOU CARRY FOOD ALONG TO SCHOOL		1	0.0%
YOU EAT AT HOME IN THE MORNING AND AFTERNOON AT BREAKTIME		1	0.0%
YOU SEND FOOD TO SCHOOL		1	0.0%
[POCKET MONEY		1	0.0%
.B		1	
.b		141	
.c		1	

Warning: these figures indicate the number of cases found in the data file. They cannot be interpreted as summary statistics of the population of interest.

q408: Amount per month

Information [Type= continuous] [Format=numeric] [Range= 0-80000150000] [Missing=*]

File : gh_qb_activity

q408: Amount per month

Statistics [NW/ W]	[Valid=5997 /-] [Invalid=2151 /-]
Literal question	408. Taking into account all your income sources: what approximate amount of money did you personally have at your disposal per month at the end of this time period, after tax? Amount
Post-question	Next periods of ACTIVITY or INACTIVITY => Next page / Additional sheets Otherwise, go to HISTORY OF ASSETS AND BUSINESSES => Page 28 / Next page

q408_dev: Currency

Information	[Type= discrete] [Format=numeric] [Range= 1-6] [Missing=*]
Statistics [NW/ W]	[Valid=5902 /-] [Invalid=2246 /-]
Literal question	408. Taking into account all your income sources: what approximate amount of money did you personally have at your disposal per month at the end of this time period, after tax? Currency
Post-question	Next periods of ACTIVITY or INACTIVITY => Next page / Additional sheets Otherwise, go to HISTORY OF ASSETS AND BUSINESSES => Page 28 / Next page

Value	Label	Cases	Percentage
1	Cedis	1014	17.2%
2	Euros	396	6.7%
3	US Dollars	65	1.1%
4	Old cedis	1804	30.6%
5	New cedis	1794	30.4%
6	Other	829	14.0%
Sysmiss		2246	

Warning: these figures indicate the number of cases found in the data file. They cannot be interpreted as summary statistics of the population of interest.

q408_dev_a: Other currency

Information	[Type= discrete] [Format=character] [Missing=*.b/.c]
Statistics [NW/ W]	[Valid=820 /-] [Invalid=12 /-]
Universe	If q408_dev in 6
Literal question	408. Taking into account all your income sources: what approximate amount of money did you personally have at your disposal per month at the end of this time period, after tax? Other currency
Post-question	Next periods of ACTIVITY or INACTIVITY => Next page / Additional sheets Otherwise, go to HISTORY OF ASSETS AND BUSINESSES => Page 28 / Next page

Value	Label	Cases	Percentage
BELGIAN FRANCS		5	0.6%
BRACHMARK		1	0.1%
CANADIAN DOLLARS		1	0.1%
CFA		40	4.9%
DEUTSCHMARK		14	1.7%
DINARS		3	0.4%
DM		2	0.2%
DUITSE MARKS		1	0.1%
DUTCH GUILDERS		110	13.4%

File : gh_qb_activity

q408_dev_a: Other currency

Value	Label	Cases	Percentage
FEM		1	0.1%
FLORIN		1	0.1%
FRENCH FRANCS		2	0.2%
GBP		375	45.7%
GH POUNDS		3	0.4%
GILDAS		2	0.2%
GP		3	0.4%
GPB		1	0.1%
HONG KONG DOLLARS		1	0.1%
KOBO		2	0.2%
KRONER		1	0.1%
LEIRE		3	0.4%
LIBERIAN DOLLAR		2	0.2%
LIBYAN DOLLARS		1	0.1%
LILA		1	0.1%
MARILS		1	0.1%
MARKS		1	0.1%
NAIRA		81	9.9%
NG		4	0.5%
NGC		2	0.2%
NIGERIAN POUNDS		1	0.1%
OK		1	0.1%
PENCE		12	1.5%
PESETAS		2	0.2%
PESEWAS		58	7.1%
PESSEW		1	0.1%
PESSEWAS		3	0.4%
POUNDS		51	6.2%
RAND		1	0.1%
RANDS		1	0.1%
RIAL		1	0.1%
RUPEES		1	0.1%
SAUDI RIYARD		1	0.1%
SHILLING POUNDS		1	0.1%
SHILLINGS		17	2.1%
SOUTH KOREAN WON (SKW)		1	0.1%
UK POUNDS		1	0.1%

File : gh_qb_activity

q408_dev_a: Other currency

Value	Label	Cases	Percentage
YEN		1	0.1%
.b		4	
.c		8	

Warning: these figures indicate the number of cases found in the data file. They cannot be interpreted as summary statistics of the population of interest.

isco: ISCO codification

Information	[Type= continuous] [Format=numeric] [Range= 110-9629] [Missing=*]
Statistics [NW/ W]	[Valid=4461 /-] [Invalid=3687 /-]
Notes	International variable constructed from q403. List of the codes in a separate document.

isei: ISEI codification

Information	[Type= continuous] [Format=numeric] [Range= 10-89] [Missing=*]
Statistics [NW/ W]	[Valid=4460 /-] [Invalid=3688 /-]
Definition	International Socio Economic Index
Notes	Variable constructed from q403. See the nomenclature. List of the codes in a separate document.

flag_age: Less than 25 years and more than 75 years

Information	[Type= discrete] [Format=numeric] [Range= 0-1] [Missing=*]
Statistics [NW/ W]	[Valid=8148 /-] [Invalid=0 /-]
Definition	The migrant is younger than 25 or older than 75 at the time of the survey.
Notes	These individuals have ages very close to the thresholds 25-75.

Value	Label	Cases	Percentage
0	No	8115	99.6%
1	Yes	33	0.4%

Warning: these figures indicate the number of cases found in the data file. They cannot be interpreted as summary statistics of the population of interest.

flag_arrival: First migration in Europe before 18

Information	[Type= discrete] [Format=numeric] [Range= 0-1] [Missing=*]
Statistics [NW/ W]	[Valid=8148 /-] [Invalid=0 /-]
Definition	The migrant (current or returnee) arrived in Europe the 1st time before 18.

Value	Label	Cases	Percentage
0	No	8115	99.6%
1	Yes	33	0.4%

Warning: these figures indicate the number of cases found in the data file. They cannot be interpreted as summary statistics of the population of interest.

weight_eur: Weighting normalized on the 3 european countries

Information	[Type= continuous] [Format=numeric] [Range= 0.123741947114468-2.92577934265137] [Missing=*]
Statistics [NW/ W]	[Valid=2549 /-] [Invalid=5599 /-]
Definition	Use when working on the European countries pooled together (for example, the Senegalese population sampled in France, Italy and Spain). It should not be used if the analyses include individuals surveyed in Africa.

weight_all: Weighting normalized on the 4 countries

Information	[Type= continuous] [Format=numeric] [Range= 0.043433666229248-7.21617412567139] [Missing=*]
Statistics [NW/ W]	[Valid=8148 /-] [Invalid=0 /-]

File : gh_qb_activity	
# weight_all: Weighting normalized on the 4 countries	
Definition	Use when working on all countries of the MAFE survey (for example, Senegalese population from Senegalese, French, Italian and Spanish samples).
# weight_ctype: Weighting normalized by country	
Information	[Type= continuous] [Format=numeric] [Range= 0.054081816226244-5.26600313186646] [Missing=*]
Statistics [NW/ W]	[Valid=8148 /-] [Invalid=0 /-]
Definition	Use when working on a single country (for example, the Senegalese population sampled only in Senegal, or in any single European country).

File : gh_qb_assets

ident: Biographic individual identifier

Information	[Type= discrete] [Format=character] [Missing=*]
Statistics [NW/ W]	[Valid=2241 /-] [Invalid=0 /-]
Definition	Individual identifiant = 1st letter of country + n° of questionnaire compost

id_country: Country of the survey

Information	[Type= discrete] [Format=character] [Missing=*]
Statistics [NW/ W]	[Valid=2241 /-] [Invalid=0 /-]
Definition	Country where the data was collected: - G = Ghana - N = Netherlands - U = United Kingdom

Value	Label	Cases	Percentage
G		1547	<div></div> 69.0%
N		399	<div></div> 17.8%
U		295	<div></div> 13.2%

Warning: these figures indicate the number of cases found in the data file. They cannot be interpreted as summary statistics of the population of interest.

n_menage: ID of the HH

Information	[Type= continuous] [Format=numeric] [Range= 3-2011] [Missing=*]
Statistics [NW/ W]	[Valid=931 /-] [Invalid=1310 /-]
Definition	Household ID Only available for Africa

n_indiv: ID of the individual in the HH

Information	[Type= continuous] [Format=numeric] [Range= 0-100] [Missing=*]
Statistics [NW/ W]	[Valid=1547 /-] [Invalid=694 /-]
Definition	ID of each individual within her/his household Only available for Africa

num_dr: DR number

Information	[Type= continuous] [Format=numeric] [Range= 1-58] [Missing=*]
Statistics [NW/ W]	[Valid=1477 /-] [Invalid=764 /-]
Definition	Survey area ID Only available for Africa

strata_area: Strata - DR level

Information	[Type= discrete] [Format=numeric] [Range= 1-10] [Missing=*]
Statistics [NW/ W]	[Valid=1521 /-] [Invalid=720 /-]
Definition	Region area Only available for Africa

Value	Label	Cases	Percentage
1	Accra	1021	<div></div> 67.1%
2	Kumasi	500	<div></div> 32.9%
Sysmiss		720	

Warning: these figures indicate the number of cases found in the data file. They cannot be interpreted as summary statistics of the population of interest.

strata_hh: Strata - household level

Information	[Type= discrete] [Format=numeric] [Range= 0-2] [Missing=*]
-------------	--

File : gh_qb_assets

strata_hh: Strata - household level

Statistics [NW/ W] [Valid=1521 /-] [Invalid=720 /-]

Definition Stratification by household migrant status according to the screening survey
Only available for Africa

Value	Label	Cases	Percentage
0	HH with no migrant	656	43.1%
1	HH with returnee(s)	237	15.6%
2	HH with current migrant(s)	628	41.3%
Sysmiss		720	

Warning: these figures indicate the number of cases found in the data file. They cannot be interpreted as summary statistics of the population of interest.

strata_ind: Strata - individual level

Information [Type= discrete] [Format=numeric] [Range= 1-3] [Missing=*]

Statistics [NW/ W] [Valid=1513 /-] [Invalid=728 /-]

Definition 3 strata according to the individuals' migratory status
Only available for Africa

Value	Label	Cases	Percentage
1	Return migrant	441	29.1%
2	Partner of a migrant	138	9.1%
3	Other non migrant	934	61.7%
Sysmiss		728	

Warning: these figures indicate the number of cases found in the data file. They cannot be interpreted as summary statistics of the population of interest.

num_prop: Asset number

Information [Type= discrete] [Format=numeric] [Range= 1-9] [Missing=*]

Statistics [NW/ W] [Valid=1449 /-] [Invalid=792 /-]

Universe If q20tot not in 0

Value	Label	Cases	Percentage
1		874	60.3%
2		351	24.2%
3		128	8.8%
4		49	3.4%
5		20	1.4%
6		9	0.6%
7		6	0.4%
8		5	0.3%
9		4	0.3%
10		2	0.1%
11		1	0.1%
Sysmiss		792	

Warning: these figures indicate the number of cases found in the data file. They cannot be interpreted as summary statistics of the population of interest.

q1: Sex

Information [Type= discrete] [Format=numeric] [Range= 1-9999] [Missing=*]

Statistics [NW/ W] [Valid=2241 /-] [Invalid=0 /-]

Literal question Q1. The respondent is:

File : gh_qb_assets

q1: Sex

Post-question	To begin with, I would like to note the major events and periods of your life on this grid. We will begin at the time of your birth. Later we will look at these periods of life in some more detail.
----------------------	---

Value	Label	Cases	Percentage
1	Man	1066	47.6%
2	Woman	1175	52.4%

Warning: these figures indicate the number of cases found in the data file. They cannot be interpreted as summary statistics of the population of interest.

q1a: Year of birth

Information	[Type= discrete] [Format=numeric] [Range= 1932-9999] [Missing=*]
Statistics [NW/ W]	[Valid=2241 /-] [Invalid=0 /-]
Literal question	Q1A. To start with, and to help us to set a time scale, could you tell me in which year you were born (or your age as at last birthday)? Year of birth
Interviewer's instructions	GRID: Locate year of birth in the grid, note 0 in the columns titled "age", and fill in these columns by retracing the age till the current age of the respondent.

Value	Label	Cases	Percentage
1933		1	0.0%
1934		8	0.4%
1935		6	0.3%
1936		11	0.5%
1937		8	0.4%
1938		6	0.3%
1939		15	0.7%
1940		18	0.8%
1941		8	0.4%
1942		4	0.2%
1943		12	0.5%
1944		37	1.7%
1945		26	1.2%
1946		9	0.4%
1947		22	1.0%
1948		26	1.2%
1949		43	1.9%
1950		37	1.7%
1951		34	1.5%
1952		48	2.1%
1953		33	1.5%
1954		41	1.8%
1955		49	2.2%
1956		36	1.6%
1957		51	2.3%
1958		54	2.4%
1959		88	3.9%
1960		50	2.2%
1961		34	1.5%

File : gh_qb_assets

q1a: Year of birth

Value	Label	Cases	Percentage
1962		54	2.4%
1963		57	2.5%
1964		59	2.6%
1965		52	2.3%
1966		42	1.9%
1967		47	2.1%
1968		45	2.0%
1969		88	3.9%
1970		75	3.3%
1971		61	2.7%
1972		48	2.1%
1973		55	2.5%
1974		88	3.9%
1975		51	2.3%
1976		64	2.9%
1977		73	3.3%
1978		54	2.4%
1979		99	4.4%
1980		55	2.5%
1981		70	3.1%
1982		57	2.5%
1983		73	3.3%
1984		53	2.4%
1985		4	0.2%
1986		1	0.0%
1988		1	0.0%

Warning: these figures indicate the number of cases found in the data file. They cannot be interpreted as summary statistics of the population of interest.

age_survey: Age at survey

Information	[Type= continuous] [Format=numeric] [Range= 25-77] [Missing=*]
Statistics [NW/ W]	[Valid=2241 /-] [Invalid=0 /-] [Mean=43.299 /-] [StdDev=12.281 /-]
Literal question	Q1A. To start with, and to help us to set a time scale, could you tell me in which year you were born (or your age as at last birthday)? Age
Interviewer's instructions	GRID: Locate year of birth in the grid, note 0 in the columns titled "age", and fill in these columns by retracing the age till the current age of the respondent.

q18: Which is the last school year you attended

Information	[Type= discrete] [Format=numeric] [Range= 0-2147483624] [Missing=*]
Statistics [NW/ W]	[Valid=2216 /-] [Invalid=25 /-]
Literal question	Q18. Let's talk about your studies: Which is the last school year you attended?
Post-question	If q18 in 0, 1, 2, 3, 4, 5, 6, 7, 8, 9 => Go to next page
Interviewer's instructions	- If EGO has no formal education: Encircle the code 00 below - If EGO has some formal education: Encircle the corresponding code

File : gh_qb_assets

q18: Which is the last school year you attended

Value	Label	Cases	Percentage
0	None	120	5.4%
1	Pre-school	1	0.0%
2	Pre-school	4	0.2%
3	Pre-school	2	0.1%
4	Primary/Basic	3	0.1%
5	Primary/Basic	4	0.2%
6	Primary/Basic	22	1.0%
7	Primary/Basic	12	0.5%
8	Primary/Basic	18	0.8%
9	Primary/Basic	81	3.7%
10	MS/JSS/JHS/Secondary	24	1.1%
11	MS/JSS/JHS/Secondary	47	2.1%
12	MS/JSS/JHS/Secondary	217	9.8%
13	MS/SSS/SHS/Tech/Voc/Secondary	459	20.7%
14	SSS/SHS/Tech/Voc/Secondary	104	4.7%
15	SSS/SHS/Tech/Voc/Secondary/Post secondary	274	12.4%
16	Secondary/Post secondary	173	7.8%
17	Post secondary/Bachelor Degree	255	11.5%
18	Bachelor Degree	13	0.6%
19	Bachelor Degree	48	2.2%
20	Bachelor Degree	190	8.6%
21	Second Degree/PhD	18	0.8%
22	Second Degree/PhD	92	4.2%
23	PhD	35	1.6%
Sysmiss		25	

Warning: these figures indicate the number of cases found in the data file. They cannot be interpreted as summary statistics of the population of interest.

q501d: Start year of ownership of this asset

Information	[Type= discrete] [Format=numeric] [Range= 1952-2147483624] [Missing=*]
Statistics [NW/ W]	[Valid=1436 /-] [Invalid=805 /-]
Universe	If q20tot not in 0
Literal question	501D. Since when are you the owner of this asset?
Post-question	FILTER: If Ego is no longer owner of the asset => 501F Otherwise => 503

Value	Label	Cases	Percentage
1950		2	0.1%
1954		1	0.1%
1959		1	0.1%
1960		1	0.1%
1965		2	0.1%
1967		2	0.1%
1968		1	0.1%
1969		2	0.1%

File : gh_qb_assets

q501d: Start year of ownership of this asset

Value	Label	Cases	Percentage
1971		5	0.3%
1972		2	0.1%
1973		2	0.1%
1974		7	0.5%
1975		1	0.1%
1976		3	0.2%
1977		5	0.3%
1978		8	0.6%
1979		9	0.6%
1980		11	0.8%
1981		2	0.1%
1982		7	0.5%
1983		11	0.8%
1984		17	1.2%
1985		18	1.3%
1986		12	0.8%
1987		24	1.7%
1988		28	1.9%
1989		22	1.5%
1990		39	2.7%
1991		27	1.9%
1992		39	2.7%
1993		33	2.3%
1994		34	2.4%
1995		43	3.0%
1996		31	2.2%
1997		37	2.6%
1998		43	3.0%
1999		69	4.8%
2000		95	6.6%
2001		59	4.1%
2002		70	4.9%
2003		95	6.6%
2004		93	6.5%
2005		101	7.0%
2006		103	7.2%
2007		116	8.1%
2008		76	5.3%
2009		27	1.9%
Sysmiss		805	

Warning: these figures indicate the number of cases found in the data file. They cannot be interpreted as summary statistics of the population of interest.

q501f: End year of ownership of this asset

Information [Type= discrete] [Format=numeric] [Range= 1975-2147483624] [Missing=*]

File : gh_qb_assets

q501f: End year of ownership of this asset

Statistics [NW/ W]	[Valid=169 /-] [Invalid=2072 /-]
Universe	If q20tot not in 0 If Ego is no longer owner of the asset
Literal question	501F. And until when did you own this asset?

Value	Label	Cases	Percentage
1971		1	0.6%
1974		1	0.6%
1976		1	0.6%
1977		1	0.6%
1980		2	1.2%
1983		2	1.2%
1984		4	2.4%
1985		1	0.6%
1986		1	0.6%
1988		4	2.4%
1989		5	3.0%
1990		3	1.8%
1991		1	0.6%
1992		2	1.2%
1993		3	1.8%
1994		8	4.7%
1995		2	1.2%
1996		8	4.7%
1997		3	1.8%
1998		2	1.2%
1999		8	4.7%
2000		10	5.9%
2001		10	5.9%
2002		5	3.0%
2003		4	2.4%
2004		11	6.5%
2005		14	8.3%
2006		13	7.7%
2007		18	10.7%
2008		15	8.9%
2009		6	3.6%
Sysmiss		2072	

Warning: these figures indicate the number of cases found in the data file. They cannot be interpreted as summary statistics of the population of interest.

q502: You don't own this asset anymore because

Information	[Type= discrete] [Format=numeric] [Range= 1-2147483624] [Missing=*]
Statistics [NW/ W]	[Valid=165 /-] [Invalid=2076 /-]
Universe	If q20tot not in 0 If Ego is no longer owner of the asset
Literal question	502. You don't own this asset anymore because...

File : gh_qb_assets

q502: You don't own this asset anymore because

Value	Label	Cases	Percentage
1	You sold it?	67	40.6%
2	You have donated / bequeathed it?	15	9.1%
3	You went bankrupt?	32	19.4%
4	For another reason?	51	30.9%
Sysmiss		2076	

Warning: these figures indicate the number of cases found in the data file. They cannot be interpreted as summary statistics of the population of interest.

q502_a: Specify why you don't own this asset anymore

Information	[Type= discrete] [Format=character] [Missing=*/.b]
Statistics [NW/ W]	[Valid=50 /-] [Invalid=1 /-]
Universe	If q20tot not in 0 If Ego is no longer owner of the asset If q502 in 4
Literal question	502. You don't own this asset anymore because For another reason? => Specify

Value	Label	Cases	Percentage
A DISPUTE ON THE LAND		1	2.0%
AS02 BECAME AS01		1	2.0%
ATTRACTED BY ARMED ROBBER WHO TOOK ALL HER MONEY.		1	2.0%
CHANGE OF LOCATION (COUNTRY) TRANSFER		1	2.0%
CHANGED JOB		1	2.0%
FAMILY ISSUES		1	2.0%
HEALTH REASONS		1	2.0%
I AM NO MORE INTERESTED		1	2.0%
I LEFT PLACE OF STAY		1	2.0%
I RELOCATED TO ACCRA		1	2.0%
I WAS GOING TO THE MARILET TO BUY SOME THINGS WHEN ALL MY MONEY GOT LOST I COULD NOT START AGAIN		1	2.0%

File : gh_qb_assets

q502_a: Specify why you don't own this asset anymore

Value	Label	Cases	Percentage
I WAS SWINDLED		1	2.0%
ILL-HEALTH		3	6.0%
IN-HEALTH		1	2.0%
IT WAS NOT FETCHING MUCH		1	2.0%
IT WAS TAKEN AWAY BY ENCROACHERS		1	2.0%
LAND DISPUTE		1	2.0%
LEFT GHANA BUT CONTINUES IN UK		1	2.0%
LET DOWN BY PARTNERS		1	2.0%
LOST IT		1	2.0%
MAKING LOSSES		1	2.0%
MONEY USED AS CPITAL WAS STOLEN		1	2.0%
MY HUSBAND ASKED ME TO STOP		1	2.0%
NEEDED MONEY FOR SOMETHING		1	2.0%
NO MORE PROFITABLE		1	2.0%
NOT PROFITABLE		1	2.0%
OWNERSHIP PAPERS WERE LOST		1	2.0%
RELOCATED MY RESIDENCE		1	2.0%
RELOCATED TO UK		1	2.0%
REPOSSESSED		1	2.0%
ROADWAY		1	2.0%
STOPPED		2	4.0%
THE GROUP SPLIT		1	2.0%
THE PLOT WAS TAKEN AWAY		1	2.0%
THE SAME LAND WAS		1	2.0%

File : gh_qb_assets

q502_a: Specify why you don't own this asset anymore

Value	Label	Cases	Percentage
SOLD TO SEVERAL OTHERS			
TRAVELLED TO AMSTERDAM SO SHE STOPPED		1	2.0%
USE THE CAPITAL FOR ANOTHE BUSINESS		1	2.0%
USE THE MONEY TO DO OTHER BUSSINESS		1	2.0%
USED THE CAPITAL FOR ANOTHER BUSINESS		1	2.0%
USED THE CAPITAL FOR OTHER BUSINESS		1	2.0%
USED THE CAPITAL TO TAKE CARE OF SICK HUSBAND		1	2.0%
USED THE MONEY FOR ANOTHER BUSINESS		1	2.0%
USED THE MONEY FOR OTHER BUSINESS		1	2.0%
USED THE MONEY TO DO ANOTHER BUSINESS		1	2.0%
WE LOST PROPERTY BECAUSE WE DID NOT BUILD ON IT		1	2.0%
WE RELOCATED		1	2.0%
WENT BACK TO SCHOOL		1	2.0%
.b		1	

Warning: these figures indicate the number of cases found in the data file. They cannot be interpreted as summary statistics of the population of interest.

q503: Is the asset we are talking

Information	[Type= discrete] [Format=numeric] [Range= 1-2147483624] [Missing=*]
Statistics [NW/ W]	[Valid=1448 /-] [Invalid=793 /-]

File : gh_qb_assets

q503: Is the asset we are talking

Definition	Plot of land: answers 1 and 2 House unit: answers 3 to 7 Businesses and ventures: answers 8 and 9
Universe	If q20tot not in 0
Literal question	503. Is the asset we are talking about:
Post-question	If q503 in 1 => 510 If q503 in 2 => 504 If q503 in 3 to 7 => 505 If q503 in 8 => 507 If q503 in 9 => 508

Value	Label	Cases	Percentage
1	A building plot or with a building currently under construction	461	31.8%
2	A plot for agricultural use	79	5.5%
3	A traditional house (shack, hut, mud brick or adobe construction...)	5	0.3%
4	A single-storey house or a compound	187	12.9%
5	A multi-storey house or a detached house	78	5.4%
6	An apartment	61	4.2%
7	An apartment block	20	1.4%
8	A business, commercial premises (shop, workshop...)	370	25.6%
9	A business, venture without walls (patent, goodwill & tools & merchandise, taxis...)	187	12.9%
Sysmiss		793	

Warning: these figures indicate the number of cases found in the data file. They cannot be interpreted as summary statistics of the population of interest.

q504: This plot has been used

Information	[Type= discrete] [Format=numeric] [Range= 1-2147483624] [Missing=*]
Statistics [NW/ W]	[Valid=75 /-] [Invalid=2166 /-]
Universe	If q20tot not in 0 If q503 in 2
Literal question	504. Most of the time, this plot has been used...
Post-question	If q504 in 1 to 5 => 509 If q504 in 6 => 510

Value	Label	Cases	Percentage
1	As grazing land/pasture	3	4.0%
2	For perennial crops	49	65.3%
3	For market gardening	4	5.3%
4	For irrigated crop-growing	4	5.3%
5	For other types of crop	5	6.7%
6	Has been unused	10	13.3%
Sysmiss		2166	

Warning: these figures indicate the number of cases found in the data file. They cannot be interpreted as summary statistics of the population of interest.

q505: Did you own the plot before the construction of the house

Information	[Type= discrete] [Format=numeric] [Range= 0-2147483624] [Missing=*]
Statistics [NW/ W]	[Valid=342 /-] [Invalid=1899 /-]
Universe	If q20tot not in 0 If q503 in 3 to 7

File : gh_qb_assets

q505: Did you own the plot before the construction of the house

Literal question 505. Did you own the plot before the construction of the house?

Post-question If q505 in 0 => 507

Value	Label	Cases	Percentage
0	No	159	46.5%
1	Yes	183	53.5%
Sysmiss		1899	

Warning: these figures indicate the number of cases found in the data file. They cannot be interpreted as summary statistics of the population of interest.

q506: Since when do you own the plot

Information [Type= discrete] [Format=numeric] [Range= 1949-2147483624] [Missing=*]

Statistics [NW/ W] [Valid=176 /-] [Invalid=2065 /-]

Universe
If q20tot not in 0
If q503 in 3 to 7
If q505 in 1

Literal question 506. Since when?

Value	Label	Cases	Percentage
1939		1	0.6%
1965		1	0.6%
1968		2	1.1%
1969		1	0.6%
1974		1	0.6%
1975		2	1.1%
1977		1	0.6%
1978		2	1.1%
1979		1	0.6%
1980		2	1.1%
1984		4	2.3%
1985		5	2.8%
1986		5	2.8%
1987		1	0.6%
1988		2	1.1%
1989		2	1.1%
1990		6	3.4%
1991		3	1.7%
1992		16	9.1%
1993		7	4.0%
1994		6	3.4%
1995		8	4.5%
1996		10	5.7%
1997		6	3.4%
1998		8	4.5%
1999		11	6.2%
2000		18	10.2%
2001		5	2.8%
2002		13	7.4%

File : gh_qb_assets

q506: Since when do you own the plot

Value	Label	Cases	Percentage
2003		11	6.2%
2004		3	1.7%
2005		5	2.8%
2006		3	1.7%
2007		3	1.7%
2008		1	0.6%
Sysmiss		2065	

Warning: these figures indicate the number of cases found in the data file. They cannot be interpreted as summary statistics of the population of interest.

q507: This asset has been

Information	[Type= discrete] [Format=numeric] [Range= 1-2147483624] [Missing=*]
Statistics [NW/ W]	[Valid=714 /-] [Invalid=1527 /-]
Universe	If q20tot not in 0 If q503 in 3 to 8
Literal question	507. Most of the time, this asset (house, shop, workshop...) has been:
Post-question	If q507 in 3 => 509 If q507 in 1 or 4 => 510

Value	Label	Cases	Percentage
1	Rented out (house, commercial premises)	79	11.1%
2	Operated (business,...)	334	46.8%
3	For personal use	261	36.6%
4	Unoccupied, unused	40	5.6%
Sysmiss		1527	

Warning: these figures indicate the number of cases found in the data file. They cannot be interpreted as summary statistics of the population of interest.

q508: What is/was the activity performed

Information	[Type= discrete] [Format=character] [Missing=*.b]
Statistics [NW/ W]	[Valid=512 /-] [Invalid=9 /-]
Universe	If q20tot not in 0 If q503 in 3 to 8 AND q507 in 2 OR If q503 in 9
Literal question	508. What is/was the activity performed?
Interviewer's instructions	Note response in plain text

Value	Label	Cases	Percentage
(SALOON) HAIRDRESSING		1	0.2%
111		1	0.2%
113		1	0.2%
206		1	0.2%
211		20	3.9%
222		4	0.8%
241		17	3.3%
241 714		1	0.2%

File : gh_qb_assets

q508: What is/was the activity performed

Value	Label	Cases	Percentage
242		10	2.0%
243		6	1.2%
244		7	1.4%
245		17	3.3%
246		31	6.1%
247		5	1.0%
249		51	10.0%
251		7	1.4%
253		1	0.2%
264		1	0.2%
307		1	0.2%
310		1	0.2%
311		10	2.0%
312		3	0.6%
314		2	0.4%
315		8	1.6%
317		28	5.5%
318		1	0.2%
319		2	0.4%
324		1	0.2%
401		1	0.2%
408		1	0.2%
503		1	0.2%
504		1	0.2%
632		1	0.2%
734		1	0.2%
751		1	0.2%
752		1	0.2%
756		1	0.2%
A RESTAURANT SERVING FOOD AND DRINKS		1	0.2%
A SCHOOL		1	0.2%
A SHOP SELLING GENERAL GOODS		1	0.2%
A TAXI CAR		1	0.2%
ACCOUNTING SERVICE		1	0.2%
AGRO PROCESSING		1	0.2%
AGRO-PROCESSING		1	0.2%

File : gh_qb_assets

q508: What is/was the activity performed

Value	Label	Cases	Percentage
AUTO MECHANIC		1	0.2%
AUTO MECHANIC SHOP		1	0.2%
AUTO MECHANIC SHOP(FITTING)		1	0.2%
AUTO SPARE PARTS SELLING		1	0.2%
AUTOMECHAN. SERVICING		1	0.2%
BAKERY		1	0.2%
BAKING		1	0.2%
BAKING OF BREAD		2	0.4%
BAR		1	0.2%
BEER BAR SELLS BOTH SOFT AND ALCOHOLIC DRINKS		1	0.2%
BREEDING DOGS		1	0.2%
BUSINESS, WHERE GOODS ARE SOLD		1	0.2%
BUYING SELLING PRODUCTION		1	0.2%
CAR EXPORT		1	0.2%
CARPENTARY AND WOOD CARVING		1	0.2%
CARPENTARY SHOP DESIGN OF FURNITURE		1	0.2%
CARPENTRY WORKS MAKING OF FURNITURE		1	0.2%
CATERING SERVICE		1	0.2%
COMMECIAL CAR		1	0.2%
COMMERCIAL VEHICLES (BUS, TAXI)		1	0.2%
COMMISSIAL TAXI		1	0.2%

File : gh_qb_assets

q508: What is/was the activity performed

Value	Label	Cases	Percentage
COMPUTER REPAIR SHOP		1	0.2%
CONSTRUCTION BUSINESS		1	0.2%
CONSTRUCTING WORK		1	0.2%
DECORATE CORPSE AND MAKE DRESS		1	0.2%
DECORATIONS		1	0.2%
DESIGNING AND COLOUR IMAGE		1	0.2%
DRESS MAKING		3	0.6%
DRESS MAKING (TAILORING)		1	0.2%
DRESSMAKING		2	0.4%
DRINKING SPOT		1	0.2%
DRINKS ARE SOLD AT THE BAR IN THE RESIDENCE		1	0.2%
DRIVING		1	0.2%
DRIVING A BUS AS TAXI SERVICE		1	0.2%
DRUMING AT FUNERALS		1	0.2%
DRUMMING GROUP		2	0.4%
DSISTRIBUTING AND SELLING OF CLOTHES		1	0.2%
ELECTRICAL GOODS		1	0.2%
ESTATE AGENCY		1	0.2%
EXPORTATION OF RAW EGGS/ SALES IN GHANA		1	0.2%
EXPORTING ELECTRICAL GOODS TO GHANA FROM UK		1	0.2%
EXPORTS MEDICINAL RAW MATERIALS(HE		1	0.2%

File : gh_qb_assets

q508: What is/was the activity performed

Value	Label	Cases	Percentage
TO ANOTHER COUNTRY			
FABRIC SELLING		1	<div><div></div></div> 0.2%
FASHION (DRESSES + SEWING)		1	<div><div></div></div> 0.2%
FISH STORAGE AND SELLING		1	<div><div></div></div> 0.2%
FOOD CONVEYING GOODS(VEHICLE)		1	<div><div></div></div> 0.2%
FOR CONVEYING GOODS(VEHICLE)		2	<div><div></div></div> 0.4%
FOR CONVEYING GOODS(VEHICLE)		1	<div><div></div></div> 0.2%
FOR MY BUSINESS		1	<div><div></div></div> 0.2%
GRAPHIC DESIGNING		1	<div><div></div></div> 0.2%
GROWING COCOA		1	<div><div></div></div> 0.2%
GROWING COCOA MAIZE, RICE, E.T.C.		1	<div><div></div></div> 0.2%
HAIR DRESSING		2	<div><div></div></div> 0.4%
HAIR DRESSING SCHOOL		1	<div><div></div></div> 0.2%
HAIR SALON		1	<div><div></div></div> 0.2%
HAIRDRESSING		3	<div><div></div></div> 0.6%
HAIRDRESSING SALON		2	<div><div></div></div> 0.4%
HIRING OF MUNICIPAL EQUIPMENTS		1	<div><div></div></div> 0.2%
HIVING OUT DIGGING...		1	<div><div></div></div> 0.2%
IMPORT EXPORT		1	<div><div></div></div> 0.2%
INDUSTRIAL METAL STRUCTURE FABRICATION		1	<div><div></div></div> 0.2%
INTERNET CAFE		1	<div><div></div></div> 0.2%
INTERNET SHOP		1	<div><div></div></div> 0.2%

File : gh_qb_assets

q508: What is/was the activity performed

Value	Label	Cases	Percentage
IT WAS A TAXI		1	0.2%
KENTE WEAVING		1	0.2%
LEATHER SELLING		1	0.2%
LEISURE BUSINESS SOLD EQUIPMENT SUCH AS KIDS BOUNCY CASTLES		1	0.2%
LOTTO STAKING		1	0.2%
MAKE DESIGN IN DRESS		1	0.2%
MANAGE FOOTBALL TEAM		1	0.2%
MASONARY WORK		1	0.2%
MECHANIC WORK		1	0.2%
MECHANIC WORKSHOP		1	0.2%
MINI SUPERMARKET		1	0.2%
MINI-CABBING		1	0.2%
MINIBUS IN GHANA		1	0.2%
MOT STATION WHICH EGO OWNED		1	0.2%
MY SISTER SELLS SECOND HAND GOODS. I SENT TO HER FROM HERE		1	0.2%
NURSING AGENCY		1	0.2%
OFF-LICENSE		1	0.2%
OFFICE FOR QUANTITY SURVEYING		1	0.2%
ORPHANAGE HOMELESS		1	0.2%
PAINTING AND CONSTRUCTION		1	0.2%
PHONE UNIT TRANSFER		1	0.2%

File : gh_qb_assets

q508: What is/was the activity performed

Value	Label	Cases	Percentage
PLUMBING WORKS		1	0.2%
POLYTANK FOR SELLING WATER		1	0.2%
POULTRY FARMING		1	0.2%
PREMISES(SHOP) WHERE GOODS ARE SOLD		1	0.2%
PRODUCE BEDS AND CHAIRS FOR COMMERCIAL USE		1	0.2%
PROVISIONS		1	0.2%
RECORDING STUDIO		1	0.2%
RECORDING/ TEACHING STUDIO AT HOME		1	0.2%
REPAIR SHOP		1	0.2%
RETAIL		1	0.2%
RETAILING OF HARDWARES/ ELECTRONICS		1	0.2%
SALE AND IT SERVICES		1	0.2%
SALE OF AGRO CHEMICALS.		1	0.2%
SALE OF BOOKS & STATIONERY		1	0.2%
SALE OF CAR PAINTS		1	0.2%
SALE OF CARS		1	0.2%
SALE OF CDS		1	0.2%
SALE OF CLOTHINGS		1	0.2%
SALE OF COSMETICS		1	0.2%
SALE OF FOOD (RICE AND WAKYE)		1	0.2%
SALE OF FOODSTUFFS		1	0.2%
SALE OF HOTEL EQUIPMENT		1	0.2%

File : gh_qb_assets

q508: What is/was the activity performed

Value	Label	Cases	Percentage
SALE OF HOUSEHOLD WARES		1	0.2%
SALE OF JEWELRY		1	0.2%
SALE OF LACE		1	0.2%
SALE OF MINERALS AND SACHET WATER		1	0.2%
SALE OF PROVISION		1	0.2%
SALE OF PROVISIONS		5	1.0%
SALE OF SECOND HAND CARS		1	0.2%
SALE OF SECOND HAND CLOTHING		3	0.6%
SALE OF SMOK		1	0.2%
SALE OF VEGETABLES		1	0.2%
SALES OF PROVISIONS		1	0.2%
SALES OF SPARE PARTS		1	0.2%
SALON		2	0.4%
SALOON		2	0.4%
SALOON FOR HAIR DO		1	0.2%
SALOON HAIRDRESSING		1	0.2%
SEAMSTRESS		1	0.2%
SELING OF RICE AND STEW		1	0.2%
SELL CDS		1	0.2%
SELL EDUCATIONAL ITEMS IN IT		1	0.2%
SELL FISH IN THE MARKET ON RETAIL		1	0.2%
SELL PROVISION ON RETAIL		1	0.2%
SELL PROVISIONS		1	0.2%

File : gh_qb_assets

q508: What is/was the activity performed

Value	Label	Cases	Percentage
SELL SHOES ON RETAIL BASES		1	0.2%
SELLING		1	0.2%
SELLING AFRICAN FOODSTUFFS		1	0.2%
SELLING CHARCOAL		1	0.2%
SELLING CHEMICALS		1	0.2%
SELLING CHILDREN WEAR		1	0.2%
SELLING DRINKS		1	0.2%
SELLING FOOD (FOOD JOINT)		1	0.2%
SELLING FOOD STUFFS THERE		1	0.2%
SELLING GENDERAL PROVISIONS		1	0.2%
SELLING HOUSEHOLD ITEMS		1	0.2%
SELLING KOLA NUT		1	0.2%
SELLING OF CLONA NUT & CIGARETTES		1	0.2%
SELLING OF CLOTHES		1	0.2%
SELLING OF CONSUMABLES		1	0.2%
SELLING OF ELECTRICAL GOODS		1	0.2%
SELLING OF GOODS		2	0.4%
SELLING OF PROVISION		1	0.2%
SELLING OF PROVISIONS		5	1.0%
SELLING OF SECOND HAND TIRES		1	0.2%
SELLING OF TOFFEES		1	0.2%
SELLING OF WAX PRINT		1	0.2%

File : gh_qb_assets

q508: What is/was the activity performed

Value	Label	Cases	Percentage
SELLING PORRIDGE		1	0.2%
SELLING PROVISION		1	0.2%
SELLING SHOES AND DECORATING VENNES		1	0.2%
SELLING SPARE PARTS		1	0.2%
SELLING YAM & PLANTAIN THERE		1	0.2%
SELLINT AND RETAIL OF OIL PRODUCTS		1	0.2%
SELLS APROVISIONS MINERALS, ETC.		1	0.2%
SELLS AUTO PARTS OF VEHICLES		1	0.2%
SELLS BRAKE FLUID		1	0.2%
SELLS BREAD IN THE MAKET ON RETAIL		1	0.2%
SELLS BUILDING MATERIALS		1	0.2%
SELLS CLOTH ON RETAIL		1	0.2%
SELLS CLOTHES AND MAKE CALLS		1	0.2%
SELLS COOKING UTENSILS		1	0.2%
SELLS FISH MEAT ON RETAIL		1	0.2%
SELLS FRESH FISH		1	0.2%
SELLS GHANA MADE SLIPPERS		1	0.2%
SELLS JEWELLRY		1	0.2%
SELLS KENTE		1	0.2%
SELLS LADIES WEAR		1	0.2%

File : gh_qb_assets

q508: What is/was the activity performed

Value	Label	Cases	Percentage
SELLS MEN SUIT		1	0.2%
SELLS MEN WEAR		2	0.4%
SELLS PALMNUTS		1	0.2%
SELLS PLASTIC CONTAINER ON RETAIL		1	0.2%
SELLS PROVISION		2	0.4%
SELLS PROVISIONS IN IT		1	0.2%
SELLS RICE-WATER (PORRIAGE)		1	0.2%
SELLS SECOND CLOTHING		1	0.2%
SELLS SECOND HAND FOOT WEAR ON WHOLESALE		1	0.2%
SELLS SHOES CLOTH, BAGS, LACE ETC		1	0.2%
SELLS SPICES AND CANNED FOOD		1	0.2%
SELLS UNISEX UNDERWAER		1	0.2%
SEW BAGS IN IT		1	0.2%
SEWING		2	0.4%
SEWING OF BAGS		2	0.4%
SEWING OF CLOTHING FOR INDIVIDUALS		1	0.2%
SEWS CLOTH		1	0.2%
SEWS DRESS		2	0.4%
SHOP FOR BUILDING MATERIALS		1	0.2%
SOLD FRUITS		1	0.2%
SOLD GINGER DRINK		1	0.2%
SOLD GLOCERIES		1	0.2%

File : gh_qb_assets

q508: What is/was the activity performed

Value	Label	Cases	Percentage
SOLD ORANGE ON RETAIL		1	0.2%
SOLD SECOND HAND CLOTHING		1	0.2%
SOLD STOPPED HAND CLOTHING		1	0.2%
SPARE PARTS SHOP		1	0.2%
STEEL BENDING		1	0.2%
SUPER MARKET SELLING PROVISIONS		1	0.2%
SUPERMARKET LOCAL & EXOTIC FOOD)		1	0.2%
SURVEYING BUSINESS		1	0.2%
TAILORING		1	0.2%
TAILORING SHOP		1	0.2%
TAXI		3	0.6%
TAXI(TRANSPOR		1	0.2%
TAXIC (COMMERCE)		1	0.2%
TAXIS		1	0.2%
TICKETING FLIGHTS		2	0.4%
TIE AND DYE MAKING		1	0.2%
TRADED IN PROVISIONS		1	0.2%
TRADER, SOLD CLOTHS ON RETAIL		1	0.2%
TRADER, SOLD PLATES ON RETAIL		1	0.2%
TRADING COMPANY		1	0.2%
TRADING IN PLYWOOD FOR CONSTRUCTION WORKS		1	0.2%
TRADING, SELLS FISH		1	0.2%

File : gh_qb_assets

q508: What is/was the activity performed

Value	Label	Cases	Percentage
TRADING: SELLING BEER(MINERAL		1	0.2%
TRADING: SELLING ICE WATER, SOAPS ETC		1	0.2%
TRADING: SELLS FOODSTUFFS		1	0.2%
TRADING: SELLS MOBILE PHONE		1	0.2%
TRANSPORT		2	0.4%
TRANSPORT BUSINESS		1	0.2%
TRANSPORT BUSSINESS (TAXI)		1	0.2%
TRANSPORTAT OF GOODS		1	0.2%
TRAVEL AGENCY		1	0.2%
USED AS A COLD STORE TO SELL FISH AND CHICKEN		1	0.2%
.b		9	

Warning: these figures indicate the number of cases found in the data file. They cannot be interpreted as summary statistics of the population of interest.

q508c2: q508 recoded level 2

Information	[Type= discrete] [Format=numeric] [Range= 111-618] [Missing=*]
Statistics [NW/ W]	[Valid=248 -/] [Invalid=1993 -/]
Universe	If q20tot not in 0 If q503 in 3 to 8 AND q507 in 2 OR If q503 in 9
Notes	Computed variable from the open question q508

Value	Label	Cases	Percentage
111	Selling general goods/grocery/supermarket	12	4.8%
112	Selling foodstuffs/water/icecream/drinks	55	22.2%
113	Selling clothes/fabrics/second hand clothes/shoes	27	10.9%
114	Selling CD/DVD/other musical products	3	1.2%
115	Selling car/spare parts	13	5.2%
116	Selling decorative objects/art/handycrafts	1	0.4%
117	Selling cosmetics/care products	1	0.4%
118	Selling other equipment	7	2.8%
119	Selling jewelry/gems	1	0.4%

File : gh_qb_assets

q508c2: q508 recoded level 2

Value	Label	Cases	Percentage
120	Bookstore/school equipment	2	0.8%
121	Chemist/drugstore	0	
122	Import export	5	2.0%
123	Hawker	0	
124	Selling other goods	3	1.2%
125	Selling bathroom and kitchen furniture	3	1.2%
126	Selling building material	6	2.4%
127	Selling agrochemical/chemical products	2	0.8%
211	Phone service/telecom center/Web cafe	3	1.2%
212	IT company/IT repair service	2	0.8%
213	Hairdress salon	16	6.5%
214	Photographer/camera shop	0	
215	Joinery/carpentry	1	0.4%
216	Technician air conditioner maintenance/mason/plumber	0	
217	Construction company/plumbing/painting	3	1.2%
218	Dressmaking/tailoring	17	6.9%
219	Restaurant/cafetary/fast food/bakery/cake shop	4	1.6%
220	Bar/night club	2	0.8%
221	Graphic studie/painter	2	0.8%
222	Music/Theater/instrument rental	5	2.0%
223	Real estate office /accounting service/survey office/exchang	6	2.4%
224	Car repair service	4	1.6%
225	Other services	1	0.4%
311	Taxi	11	4.4%
312	Public transportation	3	1.2%
313	Cart	0	
314	Goods transportation	5	2.0%
315	Other transportation	3	1.2%
411	Breeding poultry/beekeeping/other breeding	2	0.8%
412	Plantation/farming	2	0.8%
511	Food processing	2	0.8%
512	Steelworks	2	0.8%
513	Other industry	0	
611	Nursing agency	1	0.4%
612	School	2	0.8%
613	Orphanage	1	0.4%
614	Other	2	0.8%
615	Business	2	0.8%
616	Company	1	0.4%
617	Sport/leisure activity	1	0.4%
618	Recording studio	1	0.4%
Sysmiss		1993	

Warning: these figures indicate the number of cases found in the data file. They cannot be interpreted as summary statistics of the population of interest.

File : gh_qb_assets

q508c1: q508 recoded level 1

Information	[Type= discrete] [Format=numeric] [Range= 1-6] [Missing=*]
Statistics [NW/ W]	[Valid=250 /-] [Invalid=1991 /-]
Universe	If q20tot not in 0 If q503 in 3 to 8 AND q507 in 2 OR If q503 in 9
Notes	Another classification of q508c2 with less codes

Value	Label	Cases	Percentage
1	Selling goods	141	56.4%
2	Selling Services	71	28.4%
3	Transport	24	9.6%
4	Farming	4	1.6%
5	Industry	4	1.6%
6	Other	6	2.4%
Sysmiss		1991	

Warning: these figures indicate the number of cases found in the data file. They cannot be interpreted as summary statistics of the population of interest.

q509: This asset has been operated or used

Information	[Type= discrete] [Format=character] [Missing=*.b/.a]
Statistics [NW/ W]	[Valid=840 /-] [Invalid=7 /-]
Definition	By family members: answers 1 to 8 By other persons: answers 9 to 10
Universe	If q20tot not in 0 If q503 in 2 AND q504 in 1 to 5 OR If q503 in 3 to 8 AND q507 in 2, 3 OR If q503 in 9
Literal question	509. This asset has been operated or used... Multiple answers
Interviewer's instructions	Read out, multiple answers possible

Value	Label	Cases	Percentage
0		422	50.2%
0 1		4	0.5%
0 1 2		2	0.2%
0 1 2 4		3	0.4%
0 1 2 4 5		1	0.1%
0 1 0		39	4.6%
0 2		1	0.1%
0 2 3 6 7		1	0.1%
0 2 4		1	0.1%
0 2 4 5		1	0.1%
0 2 6 8		1	0.1%
0 3		18	2.1%
0 3 4 5		1	0.1%

File : gh_qb_assets

q509: This asset has been operated or used

Value	Label	Cases	Percentage
0 3 4 8		1	0.1%
0 3 5		2	0.2%
0 3 6		6	0.7%
0 3 6 10		1	0.1%
0 3 6 7		19	2.3%
0 3 6 7 10		1	0.1%
0 3 6 7 4		1	0.1%
0 3 6 7 8		3	0.4%
0 3 6 8		1	0.1%
0 3 7		1	0.1%
0 3 7 8		1	0.1%
0 3 8		2	0.2%
0 3 9		1	0.1%
0 4		2	0.2%
0 4 5		2	0.2%
0 4 5 10		1	0.1%
0 4 7		1	0.1%
0 4 7 08		1	0.1%
0 5		5	0.6%
0 5 8		2	0.2%
0 5 8 9		1	0.1%
0 6		3	0.4%
0 6 7		6	0.7%
0 6 7 8		2	0.2%
0 7		5	0.6%
0 7 3 6		1	0.1%
0 7 8		2	0.2%
0 7 8 5		1	0.1%
0 8		5	0.6%
0 8 10		1	0.1%
0 9		4	0.5%
00		45	5.4%
00 01		1	0.1%
00 02		2	0.2%
00 03		9	1.1%
00 03 06		2	0.2%
00 03 06 07		11	1.3%
00 03 06 07 08		1	0.1%
00 03 07		1	0.1%
00 04		1	0.1%
00 05 06 07		1	0.1%
00 06 07		2	0.2%
00 07		1	0.1%

File : gh_qb_assets

q509: This asset has been operated or used

Value	Label	Cases	Percentage
00 08		3	0.4%
00 08 09		1	0.1%
00 10		5	0.6%
00 10 03		1	0.1%
01		1	0.1%
01 08		1	0.1%
02		3	0.4%
02 04 05		1	0.1%
02 05		1	0.1%
02 05 08		1	0.1%
03		2	0.2%
03 00		1	0.1%
03 04 05 06 07		1	0.1%
03 06		1	0.1%
03 06 07 08		1	0.1%
04		4	0.5%
04 05		2	0.2%
04 08		1	0.1%
04 10		1	0.1%
05		2	0.2%
05 02		1	0.1%
05 10		1	0.1%
06		1	0.1%
08		13	1.5%
08 03		1	0.1%
09		3	0.4%
09 10		1	0.1%
1		5	0.6%
1 10		1	0.1%
1 2		2	0.2%
1 2 3		1	0.1%
1 2 4		1	0.1%
1 2 5		2	0.2%
1 3		1	0.1%
1 8		1	0.1%
10		24	2.9%
2		7	0.8%
2 1 4		1	0.1%
2 4		1	0.1%
2 4 5		2	0.2%
2 4 9		1	0.1%
2 5		1	0.1%
2 8		2	0.2%

File : gh_qb_assets

q509: This asset has been operated or used

Value	Label	Cases	Percentage
3		7	0.8%
3 0 6 7		3	0.4%
3 6 7		3	0.4%
3 6 7 10		1	0.1%
3 7		1	0.1%
3 7 8		2	0.2%
3 9		1	0.1%
4		9	1.1%
4 3		1	0.1%
4 5		4	0.5%
4 5 6		1	0.1%
4 5 8		1	0.1%
5		6	0.7%
5 6		1	0.1%
5 8		1	0.1%
6		2	0.2%
6 7 3		1	0.1%
6 7 8		1	0.1%
7		2	0.2%
7 0		1	0.1%
7 8		2	0.2%
8		16	1.9%
9		8	1.0%
.a		2	
.b		5	

Warning: these figures indicate the number of cases found in the data file. They cannot be interpreted as summary statistics of the population of interest.

q509_0: Used by yourself

Information	[Type= discrete] [Format=numeric] [Range= 0-1] [Missing=*]
Statistics [NW/ W]	[Valid=847 /-] [Invalid=1394 /-]
Universe	If q20tot not in 0 If q503 in 2 AND q504 in 1 to 5 OR If q503 in 3 to 8 AND q507 in 2, 3 OR If q503 in 9
Literal question	509. This asset has been operated or used... By yourself



Value	Label	Cases	Percentage
0	No	105	12.4%
1	Yes	742	87.6%
Sysmiss		1394	

Warning: these figures indicate the number of cases found in the data file. They cannot be interpreted as summary statistics of the population of interest.

File : gh_qb_assets

q509_1: Used by father



Information	[Type= discrete] [Format=numeric] [Range= 0-1] [Missing=*]
Statistics [NW/ W]	[Valid=847 /-] [Invalid=1394 /-]
Universe	If q20tot not in 0 If q503 in 2 AND q504 in 1 to 5 OR If q503 in 3 to 8 AND q507 in 2, 3 OR If q503 in 9
Literal question	509. This asset has been operated or used... By your father

Value	Label	Cases	Percentage
0	No	824	 97.3%
1	Yes	23	 2.7%
Sysmiss		1394	

Warning: these figures indicate the number of cases found in the data file. They cannot be interpreted as summary statistics of the population of interest.

q509_2: Used by mother

Information	[Type= discrete] [Format=numeric] [Range= 0-1] [Missing=*]
Statistics [NW/ W]	[Valid=847 /-] [Invalid=1394 /-]
Universe	If q20tot not in 0 If q503 in 2 AND q504 in 1 to 5 OR If q503 in 3 to 8 AND q507 in 2, 3 OR If q503 in 9
Literal question	509. This asset has been operated or used... By your mother

Value	Label	Cases	Percentage
0	No	806	 95.2%
1	Yes	41	 4.8%
Sysmiss		1394	

Warning: these figures indicate the number of cases found in the data file. They cannot be interpreted as summary statistics of the population of interest.

q509_3: Used by partner(s)

Information	[Type= discrete] [Format=numeric] [Range= 0-1] [Missing=*]
Statistics [NW/ W]	[Valid=847 /-] [Invalid=1394 /-]
Universe	If q20tot not in 0 If q503 in 2 AND q504 in 1 to 5 OR If q503 in 3 to 8 AND q507 in 2, 3 OR If q503 in 9
Literal question	509. This asset has been operated or used... By your partner(s)

Value	Label	Cases	Percentage
0	No	732	 86.4%
1	Yes	115	 13.6%

File : gh_qb_assets

q509_3: Used by partner(s)

Value	Label	Cases	Percentage
Sysmiss		1394	

Warning: these figures indicate the number of cases found in the data file. They cannot be interpreted as summary statistics of the population of interest.

q509_4: Used by brother(s)

Information	[Type= discrete] [Format=numeric] [Range= 0-1] [Missing=*]		
Statistics [NW/ W]	[Valid=847 /-] [Invalid=1394 /-]		
Universe	If q20tot not in 0 If q503 in 2 AND q504 in 1 to 5 OR If q503 in 3 to 8 AND q507 in 2, 3 OR If q503 in 9		
Literal question	509. This asset has been operated or used... By one or several brothers		

Value	Label	Cases	Percentage
0	No	798	94.2%
1	Yes	49	5.8%
Sysmiss		1394	

Warning: these figures indicate the number of cases found in the data file. They cannot be interpreted as summary statistics of the population of interest.

q509_5: Used by sister(s)

Information	[Type= discrete] [Format=numeric] [Range= 0-1] [Missing=*]		
Statistics [NW/ W]	[Valid=847 /-] [Invalid=1394 /-]		
Universe	If q20tot not in 0 If q503 in 2 AND q504 in 1 to 5 OR If q503 in 3 to 8 AND q507 in 2, 3 OR If q503 in 9		
Literal question	509. This asset has been operated or used... By one or several sisters		

Value	Label	Cases	Percentage
0	No	800	94.5%
1	Yes	47	5.5%
Sysmiss		1394	

Warning: these figures indicate the number of cases found in the data file. They cannot be interpreted as summary statistics of the population of interest.

q509_6: Used by son(s)

Information	[Type= discrete] [Format=numeric] [Range= 0-1] [Missing=*]		
Statistics [NW/ W]	[Valid=847 /-] [Invalid=1394 /-]		
Universe	If q20tot not in 0 If q503 in 2 AND q504 in 1 to 5 OR If q503 in 3 to 8 AND q507 in 2, 3 OR If q503 in 9		
Literal question	509. This asset has been operated or used...		

File : gh_qb_assets

q509_6: Used by son(s)

		By one or several of your sons	
Value	Label	Cases	Percentage
0	No	767	<div><div></div></div> 90.6%
1	Yes	80	<div><div></div></div> 9.4%
Sysmiss		1394	

Warning: these figures indicate the number of cases found in the data file. They cannot be interpreted as summary statistics of the population of interest.

q509_7: Used by daughter(s)

Information	[Type= discrete] [Format=numeric] [Range= 0-1] [Missing=*]
Statistics [NW/ W]	[Valid=847 /-] [Invalid=1394 /-]
Universe	If q20tot not in 0 If q503 in 2 AND q504 in 1 to 5 OR If q503 in 3 to 8 AND q507 in 2, 3 OR If q503 in 9
Literal question	509. This asset has been operated or used... By one or several of your daughters

Value	Label	Cases	Percentage
0	No	765	<div><div></div></div> 90.3%
1	Yes	82	<div><div></div></div> 9.7%
Sysmiss		1394	

Warning: these figures indicate the number of cases found in the data file. They cannot be interpreted as summary statistics of the population of interest.

q509_8: Used by another relative

Information	[Type= discrete] [Format=numeric] [Range= 0-1] [Missing=*]
Statistics [NW/ W]	[Valid=847 /-] [Invalid=1394 /-]
Universe	If q20tot not in 0 If q503 in 2 AND q504 in 1 to 5 OR If q503 in 3 to 8 AND q507 in 2, 3 OR If q503 in 9
Literal question	509. This asset has been operated or used... By another relative

Value	Label	Cases	Percentage
0	No	774	<div><div></div></div> 91.4%
1	Yes	73	<div><div></div></div> 8.6%
Sysmiss		1394	

Warning: these figures indicate the number of cases found in the data file. They cannot be interpreted as summary statistics of the population of interest.



q509_9: Used by friend(s)

Information	[Type= discrete] [Format=numeric] [Range= 0-1] [Missing=*]
Statistics [NW/ W]	[Valid=847 /-] [Invalid=1394 /-]
Universe	If q20tot not in 0 If q503 in 2 AND q504 in 1 to 5 OR If q503 in 3 to 8 AND q507 in 2, 3

File : gh_qb_assets

q509_9: Used by friend(s)



	OR If q503 in 9
Literal question	509. This asset has been operated or used... By one or several friends

Value	Label	Cases	Percentage
0	No	826	 97.5%
1	Yes	21	 2.5%
Sysmiss		1394	

Warning: these figures indicate the number of cases found in the data file. They cannot be interpreted as summary statistics of the population of interest.

q509_10: Used by somebody else



Information	[Type= discrete] [Format=numeric] [Range= 0-1] [Missing=*]
Statistics [NW/ W]	[Valid=847 /-] [Invalid=1394 /-]
Universe	If q20tot not in 0 If q503 in 2 AND q504 in 1 to 5 OR If q503 in 3 to 8 AND q507 in 2, 3 OR If q503 in 9
Literal question	509. This asset has been operated or used... By somebody else

Value	Label	Cases	Percentage
0	No	769	 90.8%
1	Yes	78	 9.2%
Sysmiss		1394	

Warning: these figures indicate the number of cases found in the data file. They cannot be interpreted as summary statistics of the population of interest.

q509_NR: Used by no answer

Information	[Type= discrete] [Format=numeric] [Range= 0-1] [Missing=*]
Statistics [NW/ W]	[Valid=847 /-] [Invalid=1394 /-]
Universe	If q20tot not in 0 If q503 in 2 AND q504 in 1 to 5 OR If q503 in 3 to 8 AND q507 in 2, 3 OR If q503 in 9
Literal question	509. This asset has been operated or used... No answer

Value	Label	Cases	Percentage
0	No	840	 99.2%
1	Yes	7	 0.8%
Sysmiss		1394	

Warning: these figures indicate the number of cases found in the data file. They cannot be interpreted as summary statistics of the population of interest.

























q509_a: Specify another relative

Information	[Type= discrete] [Format=character] [Missing=*.b]
Statistics [NW/ W]	[Valid=69 /-] [Invalid=1 /-]
Universe	If q20tot not in 0

File : gh_qb_assets

q509_a: Specify another relative

	<p>If q503 in 2 AND q504 in 1 to 5 OR If q503 in 3 to 8 AND q507 in 2, 3 OR If q503 in 9 If q509_8 in 1</p>
Literal question	<p>509. This asset has been operated or used... By another relative => Specify</p>

Value	Label	Cases	Percentage
A COUSIN		1	 1.4%
A STEP SON		1	 1.4%
AUNT AND HER FAMILY		1	 1.4%
AUNT AND UNCLE		1	 1.4%
AUNTS		2	 2.9%
BIG AUNTIE		1	 1.4%
BOTHERS-IN-LAWS		1	 1.4%
BROTHER-IN-LAW		1	 1.4%
COUSIN		8	 11.6%
COUSINS		4	 5.8%
COUSINS AND NEPHEWS		1	 1.4%
COUSINS, NIECES AND NEPHEWS		1	 1.4%
DAUGHTER-IN-LAW		1	 1.4%
EMPLOYEE		1	 1.4%
EMPLOYEES		1	 1.4%
EX-IN-LAWS		1	 1.4%
FAMILY MEMBER		1	 1.4%
FOSTER CHILD		1	 1.4%
FOSTERED CHILDREN		1	 1.4%
GRAND CHILDREN		2	 2.9%
GRAND CHILDREN NIECE		1	 1.4%
GRAND DAUGHTER		1	 1.4%
GRANDCHILD, NEPHEWS & NIECES		1	 1.4%
GRANDCHILDR		2	 2.9%

File : gh_qb_assets

q509_a: Specify another relative

Value	Label	Cases	Percentage
GRANDFATHER		1	1.4%
HH RELATIVE / NIECE (ADWOA)		2	2.9%
INLAWS		1	1.4%
MOTHER-IN- LAW		1	1.4%
MY HUSBANDS' NEPHEW		1	1.4%
NEPHEW		4	5.8%
NEPHEW, NIECES AND GRAND CHILDREN		1	1.4%
NEPHEWS		1	1.4%
NEPHEWS & NIECES		1	1.4%
NEPHEWS NIECES		1	1.4%
NEPHEWS, NIECES		1	1.4%
NICES AND NEPHEWS		2	2.9%
NIECE		4	5.8%
NIECES		2	2.9%
OTHER RELATIVE OF HOUSE HOLD HEAD PARTNER		1	1.4%
SISTER-IN- LAW		1	1.4%
SON IN LAW		1	1.4%
SON-IN-LAW		1	1.4%
UNCLE		3	4.3%
UNCLE AND AUNT		1	1.4%
UNCLES, GRANDMA		1	1.4%
.b		1	

Warning: these figures indicate the number of cases found in the data file. They cannot be interpreted as summary statistics of the population of interest.


























q509_b: Specify somebody else

Information	[Type= discrete] [Format=character] [Missing=*/.b]
Statistics [NW/ W]	[Valid=64 /-] [Invalid=6 /-]
Universe	If q20tot not in 0 If q503 in 2 AND q504 in 1 to 5 OR If q503 in 3 to 8 AND q507 in 2, 3

File : gh_qb_assets

q509_b: Specify somebody else

	OR If q503 in 9 If q509_10 in 1
Literal question	509. This asset has been operated or used... By somebody else => Specify

Value	Label	Cases	Percentage
A CARETAKER		1	 1.6%
A DRIVER		1	 1.6%
A FRIEND'S DAUGHTER		1	 1.6%
A NON RELATIVE		1	 1.6%
APPRENTICE		5	 7.8%
APPRENTICE WORKERS		1	 1.6%
APPRENTICES		2	 3.1%
BROTHER IN LAW		1	 1.6%
CARE TAKER		1	 1.6%
CARETAKER		2	 3.1%
COLLEAGUES		1	 1.6%
DIFFERENT FAMILY NO RELATION		1	 1.6%
DRIVER OF BUS		1	 1.6%
EMPLOYED A MANAGER		1	 1.6%
EMPLOYED SOMEONE TO MANAGE		1	 1.6%
EMPLOYEE		6	 9.4%
EMPLOYEE A PROFESSIONAL		1	 1.6%
EMPLOYEE OR CARETAKER		1	 1.6%
EMPLOYEES		15	 23.4%
EMPLOYEES FROM ALL BACKGROUND:		1	 1.6%
FARM LABOURER		1	 1.6%
FARM LABOURERE		1	 1.6%
FRIEND		1	 1.6%
HIRED LABOUR		1	 1.6%
I HAVE EMPLOYEES		1	 1.6%

File : gh_qb_assets

q509_b: Specify somebody else

Value	Label	Cases	Percentage
LABOURERS (EMPLOYEES)		1	1.6%
MY DRIVER		1	1.6%
PARTNER		1	1.6%
TENANT		1	1.6%
TENANTS		3	4.7%
TWO APPRENTICES		1	1.6%
TWO EMPLOYEES		1	1.6%
WAS SOMEONE'S HOUSE		1	1.6%
WORKER		2	3.1%
WORKERS		2	3.1%
.b		6	

Warning: these figures indicate the number of cases found in the data file. They cannot be interpreted as summary statistics of the population of interest.

q510: Country of this asset

Information	[Type= discrete] [Format=numeric] [Range= 96000-99527] [Missing=*]
Statistics [NW/ W]	[Valid=1448 /-] [Invalid=793 /-]
Universe	If q20tot not in 0
Literal question	510. In which country is this asset located?
Post-question	FILTER: If 510 = GHANA => 511 Otherwise => 513
Interviewer's instructions	Note answer in plain text

Value	Label	Cases	Percentage
99132	UNITED KINGDOM	47	3.2%
99134	SPAIN	1	0.1%
99135	NETHERLANDS	18	1.2%
99155	UKRAINE	2	0.1%
99201	SAUDI ARABIA	1	0.1%
99326	COTE DIVOIRE	2	0.1%
99329	GHANA	1369	94.5%
99338	NIGERIA	8	0.6%
Sysmiss		793	

Warning: these figures indicate the number of cases found in the data file. They cannot be interpreted as summary statistics of the population of interest.

q511: Town/village of this asset

Information	[Type= discrete] [Format=character] [Missing=*/.b]
Statistics [NW/ W]	[Valid=1363 /-] [Invalid=6 /-]
Universe	If q20tot not in 0 If q510 in 99329 (Ghana)
Literal question	511. In which town or village?
Interviewer's instructions	In CAPITAL letters

File : gh_qb_assets

q511: Town/village of this asset

Value	Label	Cases	Percentage
0303005000005		1	0.1%
0502001734003		1	0.1%
0607001000001		1	0.1%
0607001730002		1	0.1%
0610		1	0.1%
0610103000103		1	0.1%
0610104000104		1	0.1%
0610106000106		4	0.3%
0610111000111		1	0.1%
0610204000204		1	0.1%
0610206000206		1	0.1%
0610211000211		1	0.1%
0610213000213		1	0.1%
0610403000403		1	0.1%
0610408000408		1	0.1%
0701001000005		1	0.1%
00DORKOR		1	0.1%
1110030000003		1	0.1%
212001000001		1	0.1%
610409000409		1	0.1%
ABEKA		1	0.1%
ABEKA LAPAZ		1	0.1%
ABELEMKPE		1	0.1%
ABEMAN		1	0.1%
ABETIFI		3	0.2%
ABLAJE		1	0.1%
ABLEKUMA		4	0.3%
ABOABO		8	0.6%
ABOASO		1	0.1%
ABOKOBI		3	0.2%
ABREPP		1	0.1%
ABUKWA		1	0.1%
ABURI		3	0.2%
ACCRA		263	19.3%
ACCRA - AGBOGBLOSHI		1	0.1%
ACCRA CENTRAL		4	0.3%
ACCRA CIRCLE		1	0.1%
ACCRA HAATSO		1	0.1%
ACCRA NEWTOWN		1	0.1%
ACCRA OSU		1	0.1%

File : gh_qb_assets

q511: Town/village of this asset

Value	Label	Cases	Percentage
ACCRA SQUARE		1	0.1%
ACCRA-NEWTOWN		1	0.1%
ACHIMOTA		5	0.4%
ACHIREYENSU		1	0.1%
ADA FOAH		2	0.1%
ADABRAKA		5	0.4%
ADANSI		2	0.1%
ADENTA		9	0.7%
ADENTA (OUTSKIRTS)		1	0.1%
ADENTA MADINA		2	0.1%
ADENTA, ACCRA		1	0.1%
ADIDOME		1	0.1%
ADIEMBRA		3	0.2%
ADOATO		4	0.3%
ADOWATO		1	0.1%
ADUM		5	0.4%
ADUM (KUMASI)		1	0.1%
ADUSA (ACCRA)		1	0.1%
ADWUMAKO BESEASE		1	0.1%
AFFUL NKWANTA		1	0.1%
AFIENYA		1	0.1%
AFIGYA KWABRE		3	0.2%
AFLAO		2	0.1%
AGBOBA/GAR		1	0.1%
AGBOGBA		1	0.1%
AGBOGBOLOSE		1	0.1%
AGOGO		2	0.1%
AGONA NSABAA		1	0.1%
AGONA SWEDA		1	0.1%
AGONA SWEDN		2	0.1%
AGONA SWEDRU		2	0.1%
AHEMANG		1	0.1%
AHENEMA KOKOBEN		1	0.1%

File : gh_qb_assets

q511: Town/village of this asset

Value	Label	Cases	Percentage
AHWAI		1	0.1%
AKATAMANSO		1	0.1%
AKEYEMMANS		1	0.1%
AKIM ODA		2	0.1%
AKOMADANG		1	0.1%
AKROPONG		1	0.1%
AKWAPIN MAMPONG		1	0.1%
AKWATIA		3	0.2%
AKYEM ASAFO		1	0.1%
AKYEM TAFO		1	0.1%
AKYIASE		1	0.1%
ALAJO		6	0.4%
AMAHYIA		1	0.1%
AMAKOM		2	0.1%
AMANFRO		1	0.1%
AMANFROM		1	0.1%
AMASAMAN		10	0.7%
AMASAMANG		1	0.1%
AMENASE		2	0.1%
AMOABENG		1	0.1%
AMOMOKE		1	0.1%
AMPAAME		1	0.1%
ANTOA KROBO		1	0.1%
ANUM BUSU		1	0.1%
ANWEAM		1	0.1%
ANYAA		5	0.4%
ANYAA (ACCRA)		1	0.1%
ANYAA MARKET		1	0.1%
ANYAH		6	0.4%
APAAH		1	0.1%
APINAMAN		1	0.1%
APRADE		16	1.2%
APRADE- EMMISOAM		1	0.1%
ASAAMANKESI		1	0.1%
ASAFO		2	0.1%
ASAMANKESI		2	0.1%
ASANKRAGWA		1	0.1%
ASANTE AKYIM AGOGO		1	0.1%

File : gh_qb_assets

q511: Town/village of this asset

Value	Label	Cases	Percentage
ASENDA		1	0.1%
ASENEMA		1	0.1%
ASESEESO		1	0.1%
ASESEWA		1	0.1%
ASH TOWN		2	0.1%
ASHAIMAN		14	1.0%
ASHALAJA		1	0.1%
ASHALEY BOTWE		1	0.1%
ASHANTI AKIM SOUTH		2	0.1%
ASHANTI NEW TOWN		1	0.1%
ASHIAMAN		9	0.7%
ASHIAMAN MUNICIPALITY		1	0.1%
ASHIMAN		1	0.1%
ASHONGMAN		1	0.1%
ASHONGMAN ESTATE		4	0.3%
ASIAKWA		1	0.1%
ASIKASU		1	0.1%
ASOKORE		1	0.1%
ASOKORE SENKYI		1	0.1%
ASOKWA		2	0.1%
ASSIN AKROFRO		1	0.1%
ASU-YEBOAH		1	0.1%
ASUKWA MAMPONG		1	0.1%
ASUOFIA		1	0.1%
ASUOFUO		1	0.1%
ASYLUM DOWN		2	0.1%
ATEIBUBU		1	0.1%
ATOMIC JUCTION		1	0.1%
ATONSU		9	0.7%
ATONSU (KUMASI)		1	0.1%
ATWIMA		1	0.1%
ATWIMA HWIDIEM		1	0.1%
AVATA		1	0.1%
AWOSHIE		1	0.1%
AYARIFA		1	0.1%

File : gh_qb_assets

q511: Town/village of this asset

Value	Label	Cases	Percentage
AYIGUA ZONGO		1	0.1%
AYIGYA		4	0.3%
BATSONA		1	0.1%
BAWKU		2	0.1%
BEGERO		1	0.1%
BEKWAI		3	0.2%
BEREKUM		1	0.1%
BIG ADA		13	1.0%
BIMBILA		1	0.1%
BIRIWA		1	0.1%
BOADI (JUCTION)		1	0.1%
BODADA		2	0.1%
BOHYEN		6	0.4%
BOKANKYE		1	0.1%
BOKROM ESTATE		1	0.1%
BOMSO		1	0.1%
BORTIANO		1	0.1%
BORTINANOR		1	0.1%
BRAFO YAW		1	0.1%
BREKUM		2	0.1%
BREMAN		7	0.5%
BUOKROM		1	0.1%
BUBUASHIE		1	0.1%
BUKOM		1	0.1%
BUOKROM		12	0.9%
BUOKROM EST.		3	0.2%
BUOKUROM		1	0.1%
BUOYEM		1	0.1%
BURMA CAMP		2	0.1%
CAPE CAOST		1	0.1%
CAPE COAST		13	1.0%
CAPECOAST		1	0.1%
CHANTAN		2	0.1%
CHORKOR		2	0.1%
CONTONEMENJ		1	0.1%
DABANG (KUMASI)		1	0.1%
DABOASE		1	0.1%
DAMONGO		1	0.1%
DANSOMAN		10	0.7%
DANYAME		1	0.1%

File : gh_qb_assets

q511: Town/village of this asset

Value	Label	Cases	Percentage
DASOMAN		1	0.1%
DODOWA		8	0.6%
DODOWA		1	0.1%
DODUA		1	0.1%
DOME		1	0.1%
DOMPASI		2	0.1%
DORWANYA		1	0.1%
DORYUMU(SHAI HILLS)		1	0.1%
DZORWULU		2	0.1%
EAST CANTONMENT		1	0.1%
EAST LEGON		3	0.2%
EAST LEGON, ACCRA		4	0.3%
EAST LOGAN		1	0.1%
EFUTU		1	0.1%
EJISO		1	0.1%
EJISU ASEWASE		1	0.1%
EJITSU		1	0.1%
EJURA		1	0.1%
ELMINA		2	0.1%
ESAT LEGON		1	0.1%
FETTEH		1	0.1%
FOMENA		1	0.1%
FUMESUA		1	0.1%
GAWEST		1	0.1%
GBANE		1	0.1%
GBAWE		8	0.6%
GBAWE (ACCRA)		1	0.1%
GBEEFI		1	0.1%
GOASO		1	0.1%
GOMOAWESA		1	0.1%
GOMOAWEST		1	0.1%
GYINYASE		4	0.3%
HAATSO		6	0.4%
HAATSO- ACCRA		1	0.1%
HAGBOGBA		1	0.1%
HKAWIE		1	0.1%
HO		2	0.1%
HOHOE		2	0.1%
ITO		2	0.1%

File : gh_qb_assets

q511: Town/village of this asset

Value	Label	Cases	Percentage
JASIKAN		1	0.1%
JUABEN		1	0.1%
KAFORIDUA		2	0.1%
KALAMAZOO		2	0.1%
KANDA		1	0.1%
KANESHIE		5	0.4%
KASOA		25	1.8%
KASON		1	0.1%
KASOWA		1	0.1%
KASSEH		1	0.1%
KEJETIA		6	0.4%
KENGYASI		1	0.1%
KENYASI		1	0.1%
KETA		1	0.1%
KINTANPO		1	0.1%
KLAGON(ACCR		1	0.1%
KOFORIDUA		5	0.4%
KOKOFU		2	0.1%
KOKOMLEMLE		1	0.1%
KOKOMLEMLE ACCRA		1	0.1%
KOKOROBITE		1	0.1%
KOKROBITE		11	0.8%
KOLEYMAN		1	0.1%
KONONGO		1	0.1%
KONTASE		1	0.1%
KORLE DUDOR		1	0.1%
KORLE GONNO		1	0.1%
KORLE GONO		1	0.1%
KORLE WUKO		2	0.1%
KOSOA		1	0.1%
KOTEI		2	0.1%
KOTOBABI		4	0.3%
KOTOKU		1	0.1%
KPONE		25	1.8%
KPONE BAWALESHIE		1	0.1%
KRACHI		1	0.1%
KROFROM		5	0.4%
KRONAM		1	0.1%
KRONOM		2	0.1%
KROPO		5	0.4%
KUAMSI		1	0.1%

File : gh_qb_assets

q511: Town/village of this asset

Value	Label	Cases	Percentage
KUMASI		151	11.1%
KUMASI (KENYASI)		1	0.1%
KUMASI (SUAME KROPO)		1	0.1%
KUMASI, GYINASE		1	0.1%
KUMASI- KAASE		1	0.1%
KUMASO		1	0.1%
KUNTUNSE		1	0.1%
KWABENYA		3	0.2%
KWABENYA, ACCRA		1	0.1%
KWADASO		5	0.4%
KWAHU SOUTH		2	0.1%
KWASHIEMAN		1	0.1%
KYEBI		1	0.1%
KYEKYEWERE		2	0.1%
LA		7	0.5%
LAPAZ		1	0.1%
LARTE 1		1	0.1%
LARTEBIOKIOS		1	0.1%
LARTEBIOKOR:		6	0.4%
LARTEI		2	0.1%
LASHIBI		1	0.1%
LATEBIOKORS		1	0.1%
LATERBIOKOSI		1	0.1%
MACRO		1	0.1%
MADINA		7	0.5%
MADINA ACCRA		2	0.1%
MADINA, ACCRA		2	0.1%
MAMOBI		1	0.1%
MAMPONG		1	0.1%
MAMPROBI		6	0.4%
MANHYIA		1	0.1%
MANKESIM		1	0.1%
MATAHEKO		2	0.1%
MATEHEKO		1	0.1%
MBEMU		1	0.1%
MEDUMA		1	0.1%
MICHEL CAMP		1	0.1%

File : gh_qb_assets

q511: Town/village of this asset

Value	Label	Cases	Percentage
MICHELE CAMP		1	0.1%
MIM		3	0.2%
MKEMKAASO		1	0.1%
MPOASE		2	0.1%
MPOSE		1	0.1%
MSANISIMAN		3	0.2%
NAVRONGO		2	0.1%
NEW ACHIMOTA		1	0.1%
NEW GBAWE		1	0.1%
NEW MADINA		2	0.1%
NEW NINGO		1	0.1%
NEW TOWN		4	0.3%
NEW-JUABEN		1	0.1%
NEWBORTIANC		1	0.1%
NEWTOWN		1	0.1%
NIMA		7	0.5%
NKEKENSU		2	0.1%
NKINKENSO		1	0.1%
NKORAMZA		2	0.1%
NKWANTA NORTH		1	0.1%
NKWATA NORTH		1	0.1%
NORTH KANESHIE		2	0.1%
NSAWAM		5	0.4%
NSUTA		1	0.1%
NTASO		2	0.1%
NTENSERE		1	0.1%
NUNGUA		14	1.0%
NYANIBA		1	0.1%
NYANYANYO		1	0.1%
NYIHAMIN		1	0.1%
NYIMAHINI		1	0.1%
NYINAHIN		1	0.1%
NYMAHIN		1	0.1%
ODA		1	0.1%
ODOBEN		1	0.1%
ODORKOR		1	0.1%
ODUMASE		1	0.1%
ODUMTO		1	0.1%
OFANKOR		4	0.3%
OFFINSO		2	0.1%

File : gh_qb_assets

q511: Town/village of this asset

Value	Label	Cases	Percentage
OFORI		1	0.1%
OFORIKROM		9	0.7%
OLD ASHONGMAN		1	0.1%
OLD FOUBIASE		1	0.1%
OSU		4	0.3%
OWUSUKROM		1	0.1%
OYAARIFA		1	0.1%
OYIBI		7	0.5%
PANKRONO		2	0.1%
PANKRONO ESTATE		3	0.2%
POKUASE		5	0.4%
PRAMPAM		18	1.3%
RUSSIA		3	0.2%
SAKAMAN (ACCRA)		1	0.1%
SAKUMONO		3	0.2%
SALTPOND		1	0.1%
SANKORE		1	0.1%
SANKORI		1	0.1%
SANTA MARIA		1	0.1%
SANTO		1	0.1%
SAWABA		3	0.2%
SEFWI		4	0.3%
SEFWI(W/R)		1	0.1%
SEKYEREDUM/		1	0.1%
SERESO MAMPONG		1	0.1%
SOUTH DOME		1	0.1%
SOWOTUOM		1	0.1%
SOWUTUOM		2	0.1%
SPINTEX		6	0.4%
SUAME		3	0.2%
SUHUM		3	0.2%
SUNRTESO		1	0.1%
SUNTRESO		2	0.1%
SUNYAMI		1	0.1%
SUNYANI		3	0.2%
SWALA		1	0.1%
SWEDRO		1	0.1%
TAFO		7	0.5%
TAFO- NHYIAESO		1	0.1%

File : gh_qb_assets

q511: Town/village of this asset

Value	Label	Cases	Percentage
TAIFA		8	0.6%
TAKARODI		1	0.1%
TAKORADI		11	0.8%
TAMALE		4	0.3%
TANO NORTH		1	0.1%
TANOSO		1	0.1%
TANOSU		2	0.1%
TANTRA HILL		1	0.1%
TARKWA		2	0.1%
TEBUOM		1	0.1%
TECH		1	0.1%
TECHIMAN		9	0.7%
TEMA		36	2.6%
TEMA COM 3		1	0.1%
TEMA COM. 7		1	0.1%
TEPA		1	0.1%
TESHIE		3	0.2%
TETREFU		1	0.1%
TIMBER MARKET		1	0.1%
TIMBER MARKET ACCRA		1	0.1%
TONGO		1	0.1%
TRADE FAIR		1	0.1%
TUDU		1	0.1%
WA		1	0.1%
WAIFI		1	0.1%
WEST LEGON		1	0.1%
WIAMDASE		1	0.1%
WIAMOSE		2	0.1%
WINENA		1	0.1%
YELIWA		1	0.1%
YENDI		1	0.1%
.b		6	

Warning: these figures indicate the number of cases found in the data file. They cannot be interpreted as summary statistics of the population of interest.

q512: Region/province/district of this asset

Information	[Type= discrete] [Format=numeric] [Range= 101-1103] [Missing=*]
Statistics [NW/ W]	[Valid=1347 /-] [Invalid=894 /-]
Universe	If q20tot not in 0 If q510 in 99329 (Ghana)
Literal question	512. In which region / province / district?
Interviewer's instructions	see Codes of Regions


















File : gh_qb_assets

q512: Region/province/district of this asset

Value	Label	Cases	Percentage
101	JOMORO	11	0.8%
102	NZEMA EAST	0	
103	ELLEMBELLE	5	0.4%
104	AHANTA WEST	0	
105	SHAMA	0	
106	SEKONDI TAKORADI METRO	8	0.6%
107	MPOHOR WASSA	0	
108	TARKWA NSUAEM	2	0.1%
109	BOGOSO PRESTEA	0	
110	WASSA AMENFI WEST	0	
111	WASSA AMENFI EAST	0	
112	AOWIN	0	
113	SEFWI WIAWSO	1	0.1%
114	SEFWI BIBIANI BEKWAI	0	
115	SEFWI AKONTOMBRA	0	
116	JUABESO	0	
117	BIA	0	
201	KOMENDA EDINA EGUAFO ABIREM	25	1.9%
202	CAPE COAST MUNICIPAL	15	1.1%
203	ABURA ASEBU KWANMANKESE	3	0.2%
204	MFANTSIMAN	2	0.1%
205	GOMOA WEST	5	0.4%
206	GOMOA EAST	0	
207	EFUTU	3	0.2%
208	AWUTU SENYA	4	0.3%
209	AGONA WEST	3	0.2%
210	AGONA EAST	0	
211	ASIKUMA ODOBEN BRAKWA	1	0.1%
212	AJUMAKO ENYAN ESIAM	1	0.1%
213	ASSIN SOUTH	1	0.1%
214	ASSIN NORTH	0	
215	TWIFO HEMANG LOWER DENKYIRA	0	
216	UPPER DENKYIRA EAST	0	
217	UPPER DENKYIRA WEST	0	
301	ACCRA METRO AREA	497	36.9%
302	LEDZOKOKU KROWOR	11	0.8%
303	GA WEST	31	2.3%
304	GA SOUTH	5	0.4%
305	GA EAST	6	0.4%
306	TEMA METROPOLITAN ASSEMBLY	56	4.2%
307	ASHIAMAN MUNICIPALITY	24	1.8%
308	ADENTA MADINA	53	3.9%
309	DANGME WEST	18	1.3%

File : gh_qb_assets

q512: Region/province/district of this asset

Value	Label	Cases	Percentage
310	DANGME EAST	19	 1.4%
401	SOUTH TONGU	9	 0.7%
402	NORTH TONGU	0	
403	AKATSI	0	
404	KETA	1	 0.1%
405	KETU SOUTH	0	
406	KETU NORTH	2	 0.1%
407	HO	1	 0.1%
408	KPANDO	0	
409	HOHOE	2	 0.1%
410	JASIKAN	1	 0.1%
411	KADJEBI	0	
412	ADAKLU/ ANYIGBE	0	
413	SOUTH DAYI	0	
414	BLAKOYE	0	
415	NKWANTA NORTH	2	 0.1%
416	NKWANTA SOUTH	0	
417	KRACHI WEST	0	
418	KRACHI EAST	0	
501	BIRIM NORTH	27	 2.0%
502	BIRIM CENTRAL	0	
503	BIRIM SOUTH	1	 0.1%
504	AKYEMMANSA	2	 0.1%
505	WEST AKIM	3	 0.2%
506	EAST AKIM	3	 0.2%
507	ATIWA	0	
508	KWAEBIBIREM	4	 0.3%
509	SUHUM K.OALTAR	1	 0.1%
510	FANTEAKWA	0	
511	NEW JUABEN	3	 0.2%
512	AKWAPIM SOUTH	0	
513	AKWAPIM NORTH	1	 0.1%
514	YILO KROBO	0	
515	LOWER MANYA	2	 0.1%
516	UPPER MANYA	0	
517	ASUOGYAMAN	0	
518	KWAHU NORTH/ AFRAM PLAINS	1	 0.1%
519	KWAHU SOUTH	2	 0.1%
520	KWAHU WEST	0	
521	KWAHU EAST	0	
601	ATWIMA NWABIAGYA	40	 3.0%
602	ATWIMA MPONUA	2	 0.1%
603	AMANSIE WEST	0	

File : gh_qb_assets

q512: Region/province/district of this asset

Value	Label	Cases	Percentage
604	AMANSIE EAST	2	0.1%
605	AMANSIE CENTRAL	1	0.1%
606	BOSOME FREHO	0	
607	ADANSI WEST	2	0.1%
608	ADANSI SOUTH	2	0.1%
609	ADANSI NORTH	4	0.3%
610	ASHANTI AKIM SOUTH	24	1.8%
611	ASHANTI AKIM NORTH	3	0.2%
612	EJISU JUABEN	2	0.1%
613	BOSOMTWI	0	
614	ATWIMA KWANWOMA	2	0.1%
615	KUMASI METRO	322	23.9%
616	KWABRE	4	0.3%
617	AFIGYA - KWABRE	7	0.5%
618	AFIGYA SEKYERE	4	0.3%
619	SEKYERE EAST	0	
620	KUMAWU - AFRAM PLAINS	0	
621	SEKYERE WEST	0	
622	SEKYERE CENTRAL	1	0.1%
623	EJURA SEKYEDUMASI	0	
624	OFFINSO SOUTH	0	
625	OFFINSO NORTH	2	0.1%
626	AHAFO ANO SOUTH	0	
627	AHAFO ANO NORTH	0	
701	ASUNAFO NORTH	11	0.8%
702	ASUNAFO SOUTH	0	
703	ASUTIFI	0	
704	TANO SOUTH	2	0.1%
705	TANO NORTH	1	0.1%
706	SUNYANI	2	0.1%
707	SUNYANI WEST	0	
708	DORMAA	0	
709	DORMAA EAST	5	0.4%
710	JAMAN SOUTH	2	0.1%
711	JAMAN NORTH	0	
712	BREKUM	0	
713	WENCHI	0	
714	TAIN	0	
715	TECHIMAN	4	0.3%
716	NKORANZA SOUTH	0	
717	NKORANZA NORTH	0	
718	KINTAMPO NORTH	0	
719	KINTAMPO SOUTH	0	

File : gh_qb_assets

q512: Region/province/district of this asset




Value	Label	Cases	Percentage
720	ATEBUBU	0	
721	PRU	0	
722	SENE	0	
801	BOLE	2	0.1%
802	SAWLA TUNA KALBA	0	
803	WEST GONJA	1	0.1%
804	EAST GONJA	0	
805	CENTRAL GONJA	0	
806	NANUMBA NORTH	0	
807	NANUMBA SOUTH	1	0.1%
808	ZABZUGU TATALE	0	
809	SABOBA	0	
810	CHEREPONI	2	0.1%
811	YENDI	0	
812	GUSHIEGU	0	
813	KARAGA	0	
814	SAVELUGU NANTON	0	
815	TAMALE MUNICIPAL	1	0.1%
816	TOLON KUNBUNGU	0	
817	WEST MAMPRUSI	0	
818	EAST MAMPRUSI	0	
820	BUNKPRUGU - YUUYO	0	
821	KPANDAI	0	
901	BUILSA	0	
902	KASENA NANKANA WEST	2	0.1%
903	KASENA NANKANA EAST	0	
904	BONGO	0	
905	BOLGATANGA MUNICIPAL	0	
906	BAWKU WEST	2	0.1%
907	BAWKU EAST	0	
908	TALENSI NABDAM	1	0.1%
909	GARU TEMPANE	0	
1001	WA MUNICIPAL	6	0.4%
1002	WA EAST	0	
1003	WA WEST	0	
1004	NADOWLI	0	
1005	SISSALA EAST	0	
1006	SISSALA WEST	0	
1007	JIRAPA	0	
1008	LAMBUSSIE	0	
1009	LAWRA	0	
Sysmiss		894	

Warning: these figures indicate the number of cases found in the data file. They cannot be interpreted as summary statistics of the population of interest.

File : gh_qb_assets

q513: How did you obtain this asset






















Information	[Type= discrete] [Format=numeric] [Range= 1-2147483624] [Missing=*]
Statistics [NW/ W]	[Valid=1435 /-] [Invalid=806 /-]
Universe	If q20tot not in 0
Literal question	513. And how did you obtain this asset:
Post-question	If q513 in 1 => Go to next asset

Value	Label	Cases	Percentage
1	Somebody gave it to you	273	 19.0%
2	You bought it or built it	1108	 77.2%
3	A bit of both	54	 3.8%
Sysmiss		806	

Warning: these figures indicate the number of cases found in the data file. They cannot be interpreted as summary statistics of the population of interest.

q514: You bought it/built it

Information	[Type= discrete] [Format=character] [Missing=*.b/.c]
Statistics [NW/ W]	[Valid=1155 /-] [Invalid=21 /-]
Universe	If q20tot not in 0 If q513 in 2, 3
Literal question	514. You bought it (or built it)... Multiple answers
Post-question	FILTER: If 514 = 6 or 7 among others => Go to 515 Otherwise => Go to the next asset
Interviewer's instructions	Read out

Value	Label	Cases	Percentage
1		23	 2.0%
1 2		5	 0.4%
1 2 3		4	 0.3%
1 2 6		1	 0.1%
1 6		1	 0.1%
1 8		1	 0.1%
2		868	 75.2%
2 1		2	 0.2%
2 3		61	 5.3%
2 3 1		1	 0.1%
2 3 4 8		1	 0.1%
2 3 6		17	 1.5%
2 3 6 7		2	 0.2%
2 3 7		1	 0.1%
2 3 8		5	 0.4%
2 3 8 6		1	 0.1%
2 4		9	 0.8%
2 6		6	 0.5%
2 6 3		1	 0.1%
2 6 7		1	 0.1%
2 7		6	 0.5%

File : gh_qb_assets

q514: You bought it/built it

Value	Label	Cases	Percentage
2 7 5		1	0.1%
2 7 6		1	0.1%
2 8		32	2.8%
3		44	3.8%
3 2		5	0.4%
3 4		1	0.1%
3 5		1	0.1%
3 6		1	0.1%
3 8		1	0.1%
4		5	0.4%
4 2		3	0.3%
5		1	0.1%
6		8	0.7%
6 2		3	0.3%
7		12	1.0%
7 2 6		1	0.1%
7 2 8		1	0.1%
8		13	1.1%
8 2		2	0.2%
8 3		1	0.1%
8 7		1	0.1%
.b		20	
.c		1	

Warning: these figures indicate the number of cases found in the data file. They cannot be interpreted as summary statistics of the population of interest.

q514_1: Bought it on a leasing/hire-purchase basis

Information	[Type= discrete] [Format=numeric] [Range= 0-1] [Missing=*]
Statistics [NW/ W]	[Valid=1176 /-] [Invalid=1065 /-]
Universe	If q20tot not in 0 If q513 in 2, 3
Literal question	514. You bought it (or built it)... On a leasing/hire-purchase basis

Value	Label	Cases	Percentage
0	No	1164	99.0%
1	Yes	12	1.0%
Sysmiss		1065	



Warning: these figures indicate the number of cases found in the data file. They cannot be interpreted as summary statistics of the population of interest.

q514_2: Bought it from your personal savings

Information	[Type= discrete] [Format=numeric] [Range= 0-1] [Missing=*]
Statistics [NW/ W]	[Valid=1176 /-] [Invalid=1065 /-]
Universe	If q20tot not in 0 If q513 in 2, 3
Literal question	514. You bought it (or built it)... From your personal savings

File : gh_qb_assets



q514_2: Bought it from your personal savings

Value	Label	Cases	Percentage
0	No	135	 11.5%
1	Yes	1041	 88.5%
Sysmiss		1065	

Warning: these figures indicate the number of cases found in the data file. They cannot be interpreted as summary statistics of the population of interest.

q514_3: Bought it with a bank loan etc.



Information	[Type= discrete] [Format=numeric] [Range= 0-1] [Missing=*]
Statistics [NW/ W]	[Valid=1176 /-] [Invalid=1065 /-]
Universe	If q20tot not in 0 If q513 in 2, 3
Literal question	514. You bought it (or built it)... With a bank loan or a mutual insurance fund

Value	Label	Cases	Percentage
0	No	1028	 87.4%
1	Yes	148	 12.6%
Sysmiss		1065	

Warning: these figures indicate the number of cases found in the data file. They cannot be interpreted as summary statistics of the population of interest.

q514_4: Bought it with the money from a tontine



Information	[Type= discrete] [Format=numeric] [Range= 0-1] [Missing=*]
Statistics [NW/ W]	[Valid=1176 /-] [Invalid=1065 /-]
Universe	If q20tot not in 0 If q513 in 2, 3
Literal question	514. You bought it (or built it)... With the money from a tontine

Value	Label	Cases	Percentage
0	No	1157	 98.4%
1	Yes	19	 1.6%
Sysmiss		1065	

Warning: these figures indicate the number of cases found in the data file. They cannot be interpreted as summary statistics of the population of interest.

q514_5: Bought it with a government aid

Information	[Type= discrete] [Format=numeric] [Range= 0-1] [Missing=*]
Statistics [NW/ W]	[Valid=1176 /-] [Invalid=1065 /-]
Universe	If q20tot not in 0 If q513 in 2, 3
Literal question	514. You bought it (or built it)... With a government aid

Value	Label	Cases	Percentage
0	No	1173	 99.7%
1	Yes	3	 0.3%
Sysmiss		1065	

Warning: these figures indicate the number of cases found in the data file. They cannot be interpreted as summary statistics of the population of interest.

# q514_6: Bought it with a loan from a family member/friend			
Information	[Type= discrete] [Format=numeric] [Range= 0-1] [Missing=*]		
Statistics [NW/ W]	[Valid=1176 /-] [Invalid=1065 /-]		
Universe	If q20tot not in 0 If q513 in 2, 3		
Literal question	514. You bought it (or built it)... With a loan from a family member or a friend		
Value	Label	Cases	Percentage
0	No	1132	<div><div></div></div> 96.3%
1	Yes	44	<div><div></div></div> 3.7%
Sysmiss		1065	
Warning: these figures indicate the number of cases found in the data file. They cannot be interpreted as summary statistics of the population of interest.			
# q514_7: Bought it with a gift/inheritance			
Information	[Type= discrete] [Format=numeric] [Range= 0-1] [Missing=*]		
Statistics [NW/ W]	[Valid=1176 /-] [Invalid=1065 /-]		
Universe	If q20tot not in 0 If q513 in 2, 3		
Literal question	514. You bought it (or built it)... With a gift or the money from an inheritance		
Value	Label	Cases	Percentage
0	No	1149	<div><div></div></div> 97.7%
1	Yes	27	<div><div></div></div> 2.3%
Sysmiss		1065	
Warning: these figures indicate the number of cases found in the data file. They cannot be interpreted as summary statistics of the population of interest.			
# q514_8: Bought it differently			
Information	[Type= discrete] [Format=numeric] [Range= 0-1] [Missing=*]		
Statistics [NW/ W]	[Valid=1176 /-] [Invalid=1065 /-]		
Universe	If q20tot not in 0 If q513 in 2, 3		
Literal question	514. You bought it (or built it)... Differently		
Value	Label	Cases	Percentage
0	No	1117	<div><div></div></div> 95.0%
1	Yes	59	<div><div></div></div> 5.0%
Sysmiss		1065	
Warning: these figures indicate the number of cases found in the data file. They cannot be interpreted as summary statistics of the population of interest.			
# q514_NR: Bought it no answer			
Information	[Type= discrete] [Format=numeric] [Range= 0-1] [Missing=*]		
Statistics [NW/ W]	[Valid=1176 /-] [Invalid=1065 /-]		
Universe	If q20tot not in 0 If q513 in 2, 3		
Literal question	514. You bought it (or built it)... No answer		
Value	Label	Cases	Percentage
0	No	1155	<div><div></div></div> 98.2%
1	Yes	21	<div><div></div></div> 1.8%







# q514_NR: Bought it no answer			
Value	Label	Cases	Percentage
Sysmiss		1065	
Warning: these figures indicate the number of cases found in the data file. They cannot be interpreted as summary statistics of the population of interest.			
# q514_a: Specify "bought it differently"			
Information	[Type= discrete] [Format=character] [Missing=*]		
Statistics [NW/ W]	[Valid=60 /-] [Invalid=0 /-]		
Universe	If q20tot not in 0 If q513 in 2, 3 If q514_8 in 1		
Literal question	514. You bought it (or built it)... Differently => Specify		
Value	Label	Cases	Percentage
A GIFT		1	<div></div> 1.7%
BY HUSBAND		1	<div></div> 1.7%
CONTRIBUTION FROM HUSBAND		1	<div></div> 1.7%
FINANCIAL HELP FROM MAVIS (P1)		1	<div></div> 1.7%
FUND RAISING		1	<div></div> 1.7%
HELP FROM HUSBAND (MONEY)		1	<div></div> 1.7%
HUSBAND GAVE ME CAPITAL		1	<div></div> 1.7%
HUSBAND PURCHASED IT FOR ME.		1	<div></div> 1.7%
INCOME FROM PARTNER.		1	<div></div> 1.7%
INCOME SUPPORT FROM PARTNER JOINT VENTURE		1	<div></div> 1.7%
MONEY FORM PARTNER		1	<div></div> 1.7%
MONEY FROM BUSINESS PARTNER		1	<div></div> 1.7%
MONEY FROM HUSBAND		3	<div></div> 5.0%
MONEY FROM LATE PARTNER		1	<div></div> 1.7%
MONEY FROM PARENT.		1	<div></div> 1.7%
MONEY FROM PARNER		1	<div></div> 1.7%

q514_a: Specify "bought it differently"

Value	Label	Cases	Percentage
MONEY FROM PARTNER		4	6.7%
MONEY FROM PATNER		1	1.7%
MONEY FROM SPOUSE.		1	1.7%
MONEY SENT FROM HEIDI		1	1.7%
MONEY WAS PROVIDED BY MY FATHER		1	1.7%
MONIES FROM HUSBAND		1	1.7%
MUTUAL PERSONAL SAVINGS WITH P1 = M5		1	1.7%
MUTUAL PERSONAL SAVINGS WITH PARTNER		1	1.7%
MUTUAL SAVINGS		2	3.3%
MUTUAL SAVINGS WITH THE PARTNER		1	1.7%
MY FIANCEE BOUGHT IT FOR ME		1	1.7%
MY LATE HUSBAND GAVE ME MONEY AND FROM SMALL OWN SAVINGS		1	1.7%
MY PARTNER BOUGHT THE LAND AND WE BUILT IT TOGETHER		1	1.7%
MY PARTNER BROUGHT THE MONEY		1	1.7%
OLD GH THAT TIME		1	1.7%
PARTNER'S INCOME		1	1.7%
PARTNER'S SAVINGS		2	3.3%
PARTNERS SAVINGS		1	1.7%
PARTNERSHIP WITH SISTER		1	1.7%
PENSION		1	1.7%

# q514_a: Specify "bought it differently"			
Value	Label	Cases	Percentage
PENSION PACKAGE		1	<div></div> 1.7%
PERSONAL SAVINGS		1	<div></div> 1.7%
RESOURCE MONEUY FROM HUSBAND		1	<div></div> 1.7%
SPOUSE		1	<div></div> 1.7%
SPOUSE CONTRIBUTED		1	<div></div> 1.7%
SUPPORT FROM DAUGHTER		1	<div></div> 1.7%
SUPPORT FROM HUSBAND IN TERMS OF MONEY.		1	<div></div> 1.7%
TOGETHER WITH SAVINGS FROM MY PARTNER		1	<div></div> 1.7%
TOGETHER WITH SAVINGS FROM MY PARTNER		1	<div></div> 1.7%
TRANSFER FROM ABROAD		1	<div></div> 1.7%
TRANSFER FROM PARTNER		1	<div></div> 1.7%
WITH FAMILY		1	<div></div> 1.7%
WITH MY LATE HUSBAND		1	<div></div> 1.7%
WITH MY PARTNER		3	<div></div> 5.0%
WITH THE HELP FROM MY HUSBAND		1	<div></div> 1.7%
Warning: these figures indicate the number of cases found in the data file. They cannot be interpreted as summary statistics of the population of interest.			
# q515: The persons who have lent/given you money to pay for this asset			
Information	[Type= discrete] [Format=character] [Missing=*]		
Statistics [NW/ W]	[Valid=67 /-] [Invalid=0 /-]		
Definition	Family members: answers 1 to 8 Other persons: answers 9 and 10		
Universe	If q20tot not in 0 If q513 in 2, 3 If q514 in 6 or 7 among others		
Literal question	515. The persons who have lent or given you money to pay for this asset, are they... Multiple answers		

# q515: The persons who have lent/given you money to pay for this asset			
Post-question		FILTER: If Ego has one or more members of his personal network outside Ghana => 516 Otherwise => Go to the next asset	
Value	Label	Cases	Percentage
01		1	1.5%
01 02 03		1	1.5%
01 03		1	1.5%
01 05 04		1	1.5%
01 10		1	1.5%
02		1	1.5%
03		6	9.0%
03 01 02		1	1.5%
03 05		2	3.0%
03 08		1	1.5%
04 08		3	4.5%
09		3	4.5%
09 10		2	3.0%
1		3	4.5%
1 2		1	1.5%
1 2 3 4 5		1	1.5%
1 4 8		1	1.5%
10		2	3.0%
10 08 03		1	1.5%
10 1		1	1.5%
10 8		1	1.5%
2		4	6.0%
3		17	25.4%
3 5		1	1.5%
3 6 7		1	1.5%
4		2	3.0%
5		1	1.5%
6 7		1	1.5%
8		2	3.0%
9		3	4.5%
Warning: these figures indicate the number of cases found in the data file. They cannot be interpreted as summary statistics of the population of interest.			
# q515_1: Money from father			
Information		[Type= discrete] [Format=numeric] [Range= 0-1] [Missing=*]	
Statistics [NW/ W]		[Valid=67 /-] [Invalid=2174 /-]	
Universe		If q20tot not in 0 If q513 in 2, 3 If q514 in 6 or 7 among others	
Literal question		515. The persons who have lent or given you money to pay for this asset, are they... Your father	
Value	Label	Cases	Percentage
0	No	54	80.6%
1	Yes	13	19.4%
Sysmiss		2174	

# q515_1: Money from father			
Warning: these figures indicate the number of cases found in the data file. They cannot be interpreted as summary statistics of the population of interest.			
# q515_2: Money from mother			
Information	[Type= discrete] [Format=numeric] [Range= 0-1] [Missing=*]		
Statistics [NW/ W]	[Valid=67 /-] [Invalid=2174 /-]		
Universe	If q20tot not in 0 If q513 in 2, 3 If q514 in 6 or 7 among others		
Literal question	515. The persons who have lent or given you money to pay for this asset, are they... Your mother		
Value	Label	Cases	Percentage
0	No	58	 86.6%
1	Yes	9	 13.4%
Sysmiss		2174	
Warning: these figures indicate the number of cases found in the data file. They cannot be interpreted as summary statistics of the population of interest.			
# q515_3: Money from partner(s)			
Information	[Type= discrete] [Format=numeric] [Range= 0-1] [Missing=*]		
Statistics [NW/ W]	[Valid=67 /-] [Invalid=2174 /-]		
Universe	If q20tot not in 0 If q513 in 2, 3 If q514 in 6 or 7 among others		
Literal question	515. The persons who have lent or given you money to pay for this asset, are they... Your partner(s)		
Value	Label	Cases	Percentage
0	No	34	 50.7%
1	Yes	33	 49.3%
Sysmiss		2174	
Warning: these figures indicate the number of cases found in the data file. They cannot be interpreted as summary statistics of the population of interest.			
# q515_4: Money from brother(s)			
Information	[Type= discrete] [Format=numeric] [Range= 0-1] [Missing=*]		
Statistics [NW/ W]	[Valid=67 /-] [Invalid=2174 /-]		
Universe	If q20tot not in 0 If q513 in 2, 3 If q514 in 6 or 7 among others		
Literal question	515. The persons who have lent or given you money to pay for this asset, are they... One or several brothers		
Value	Label	Cases	Percentage
0	No	59	 88.1%
1	Yes	8	 11.9%
Sysmiss		2174	
Warning: these figures indicate the number of cases found in the data file. They cannot be interpreted as summary statistics of the population of interest.			
# q515_5: Money from sister(s)			
Information	[Type= discrete] [Format=numeric] [Range= 0-1] [Missing=*]		
Statistics [NW/ W]	[Valid=67 /-] [Invalid=2174 /-]		
Universe	If q20tot not in 0 If q513 in 2, 3 If q514 in 6 or 7 among others		

# q515_5: Money from sister(s)			
Literal question		515. The persons who have lent or given you money to pay for this asset, are they... One or several sisters	
Value	Label	Cases	Percentage
0	No	61	<div><div></div></div> 91.0%
1	Yes	6	<div><div></div></div> 9.0%
Sysmiss		2174	
<i>Warning: these figures indicate the number of cases found in the data file. They cannot be interpreted as summary statistics of the population of interest.</i>			
# q515_6: Money from son(s)			
Information		[Type= discrete] [Format=numeric] [Range= 0-1] [Missing=*]	
Statistics [NW/ W]		[Valid=67 /-] [Invalid=2174 /-]	
Universe		If q20tot not in 0 If q513 in 2, 3 If q514 in 6 or 7 among others	
Literal question		515. The persons who have lent or given you money to pay for this asset, are they... One or several of your sons	
Value	Label	Cases	Percentage
0	No	65	<div><div></div></div> 97.0%
1	Yes	2	<div><div></div></div> 3.0%
Sysmiss		2174	
<i>Warning: these figures indicate the number of cases found in the data file. They cannot be interpreted as summary statistics of the population of interest.</i>			
# q515_7: Money from daughter(s)			
Information		[Type= discrete] [Format=numeric] [Range= 0-1] [Missing=*]	
Statistics [NW/ W]		[Valid=67 /-] [Invalid=2174 /-]	
Universe		If q20tot not in 0 If q513 in 2, 3 If q514 in 6 or 7 among others	
Literal question		515. The persons who have lent or given you money to pay for this asset, are they... One or several of your daughters	
Value	Label	Cases	Percentage
0	No	65	<div><div></div></div> 97.0%
1	Yes	2	<div><div></div></div> 3.0%
Sysmiss		2174	
<i>Warning: these figures indicate the number of cases found in the data file. They cannot be interpreted as summary statistics of the population of interest.</i>			
# q515_8: Money from another parent(s)			
Information		[Type= discrete] [Format=numeric] [Range= 0-1] [Missing=*]	
Statistics [NW/ W]		[Valid=67 /-] [Invalid=2174 /-]	
Universe		If q20tot not in 0 If q513 in 2, 3 If q514 in 6 or 7 among others	
Literal question		515. The persons who have lent or given you money to pay for this asset, are they... Another relative	
Value	Label	Cases	Percentage
0	No	58	<div><div></div></div> 86.6%
1	Yes	9	<div><div></div></div> 13.4%
Sysmiss		2174	
<i>Warning: these figures indicate the number of cases found in the data file. They cannot be interpreted as summary statistics of the population of interest.</i>			

# q515_9: Money from friend(s)			
Information	[Type= discrete] [Format=numeric] [Range= 0-1] [Missing=*]		
Statistics [NW/ W]	[Valid=67 /-] [Invalid=2174 /-]		
Universe	If q20tot not in 0 If q513 in 2, 3 If q514 in 6 or 7 among others		
Literal question	515. The persons who have lent or given you money to pay for this asset, are they... One or several friends		
Value	Label	Cases	Percentage
0	No	59	88.1%
1	Yes	8	11.9%
Sysmiss		2174	
Warning: these figures indicate the number of cases found in the data file. They cannot be interpreted as summary statistics of the population of interest.			
# q515_10: Money from other			
Information	[Type= discrete] [Format=numeric] [Range= 0-1] [Missing=*]		
Statistics [NW/ W]	[Valid=67 /-] [Invalid=2174 /-]		
Universe	If q20tot not in 0 If q513 in 2, 3 If q514 in 6 or 7 among others		
Literal question	515. The persons who have lent or given you money to pay for this asset, are they... Somebody else		
Value	Label	Cases	Percentage
0	No	59	88.1%
1	Yes	8	11.9%
Sysmiss		2174	
Warning: these figures indicate the number of cases found in the data file. They cannot be interpreted as summary statistics of the population of interest.			
# q515_NR: Money from no answer			
Information	[Type= discrete] [Format=numeric] [Range= 0-1] [Missing=*]		
Statistics [NW/ W]	[Valid=67 /-] [Invalid=2174 /-]		
Universe	If q20tot not in 0 If q513 in 2, 3 If q514 in 6 or 7 among others		
Literal question	515. The persons who have lent or given you money to pay for this asset, are they... No answer		
Value	Label	Cases	Percentage
0	No	67	100.0%
1	Yes	0	
Sysmiss		2174	
Warning: these figures indicate the number of cases found in the data file. They cannot be interpreted as summary statistics of the population of interest.			
# q515_a: Money: specify another relative			
Information	[Type= discrete] [Format=character] [Missing=*/b]		
Statistics [NW/ W]	[Valid=4 /-] [Invalid=5 /-]		
Universe	If q20tot not in 0 If q513 in 2, 3 If q514 in 6 or 7 among others If q515_8 in 1		
Literal question	515. The persons who have lent or given you money to pay for this asset, are they... Another relative => Specify		

# q515_a: Money: specify another relative			
Value	Label	Cases	Percentage
BIG AUNTIE		3	<div></div> 75.0%
NEPHEW		1	<div></div> 25.0%
.b		5	
Warning: these figures indicate the number of cases found in the data file. They cannot be interpreted as summary statistics of the population of interest.			
# q515_b: Money: specify somebody else			
Information	[Type= discrete] [Format=character] [Missing=*/.b]		
Statistics [NW/ W]	[Valid=5 /-] [Invalid=3 /-]		
Universe	If q20tot not in 0 If q513 in 2, 3 If q514 in 6 or 7 among others If q515_10 in 1		
Literal question	515. The persons who have lent or given you money to pay for this asset, are they... Somebody else => Specify		
Value	Label	Cases	Percentage
BANK		3	<div></div> 60.0%
COUSIN		1	<div></div> 20.0%
COUSIN'S INHERITANCE		1	<div></div> 20.0%
.b		3	
Warning: these figures indicate the number of cases found in the data file. They cannot be interpreted as summary statistics of the population of interest.			
# q516: Are these persons of your family or personal network who live/lived abroad			
Information	[Type= discrete] [Format=numeric] [Range= 1-2] [Missing=*]		
Statistics [NW/ W]	[Valid=51 /-] [Invalid=2190 /-]		
Universe	If q20tot not in 0 If q513 in 2, 3 If q514 in 6 or 7 among others If Ego has one or more members of his personal network outside Ghana		
Literal question	516. Are these persons of your family or personal network who live or who lived outside Ghana and about whom we talked before?		
Post-question	NEXT ASSETS => Additional sheets Otherwise, Go to TRANSFERS => Next page		
Value	Label	Cases	Percentage
0	No	19	<div></div> 37.3%
1	Yes	32	<div></div> 62.7%
Sysmiss		2190	
Warning: these figures indicate the number of cases found in the data file. They cannot be interpreted as summary statistics of the population of interest.			
# q516_a: Migrant code 1			
Information	[Type= discrete] [Format=numeric] [Range= 1-16] [Missing=*]		
Statistics [NW/ W]	[Valid=32 /-] [Invalid=2209 /-]		
Universe	If q20tot not in 0 If q513 in 2, 3 If q514 in 6 or 7 among others If Ego has one or more members of his personal network outside Ghana If q516 in 1		
Literal question	516. Are these persons of your family or personal network who live or who lived outside Ghana and about whom we talked before? Migrant code 1		

# q516_a: Migrant code 1			
Post-question		NEXT ASSETS => Additional sheets Otherwise, Go to TRANSFERS => Next page	
Interviewer's instructions		If yes, write down the Migrant Code given in GRID Column 4	
Value	Label	Cases	Percentage
1		19	<div></div> 59.4%
2		4	<div></div> 12.5%
3		2	<div></div> 6.2%
4		4	<div></div> 12.5%
5		2	<div></div> 6.2%
6		1	<div></div> 3.1%
Sysmiss		2209	
<i>Warning: these figures indicate the number of cases found in the data file. They cannot be interpreted as summary statistics of the population of interest.</i>			
# q516_b: Migrant code 2			
Information		[Type= discrete] [Format=numeric] [Range= 2-3] [Missing=*]	
Statistics [NW/ W]		[Valid=7 /-] [Invalid=2234 /-]	
Universe		If q20tot not in 0 If q513 in 2, 3 If q514 in 6 or 7 among others If Ego has one or more members of his personal network outside Ghana If q516 in 1	
Literal question		516. Are these persons of your family or personal network who live or who lived outside Ghana and about whom we talked before? Migrant code 2	
Post-question		NEXT ASSETS => Additional sheets Otherwise, Go to TRANSFERS => Next page	
Interviewer's instructions		If yes, write down the Migrant Code given in AGEVEN Column 4	
Value	Label	Cases	Percentage
2		5	<div></div> 71.4%
7		2	<div></div> 28.6%
Sysmiss		2234	
<i>Warning: these figures indicate the number of cases found in the data file. They cannot be interpreted as summary statistics of the population of interest.</i>			
# q516_c: Migrant code 3			
Information		[Type= discrete] [Format=numeric] [Range= 3-3] [Missing=*]	
Statistics [NW/ W]		[Valid=5 /-] [Invalid=2236 /-]	
Universe		If q20tot not in 0 If q513 in 2, 3 If q514 in 6 or 7 among others If Ego has one or more members of his personal network outside Ghana If q516 in 1	
Literal question		516. Are these persons of your family or personal network who live or who lived outside Ghana and about whom we talked before? Migrand code 3	
Post-question		NEXT ASSETS => Additional sheets Otherwise, Go to TRANSFERS => Next page	
Interviewer's instructions		If yes, write down the Migrant Code given in GRID Column 4	
Value	Label	Cases	Percentage
3		5	<div></div> 100.0%
Sysmiss		2236	

# q516_c: Migrant code 3			
Warning: these figures indicate the number of cases found in the data file. They cannot be interpreted as summary statistics of the population of interest.			
# q516_d: Migrant code 4			
Information	[Type= discrete] [Format=numeric] [Range= 4-4] [Missing=*]		
Statistics [NW/ W]	[Valid=3 /-] [Invalid=2238 /-]		
Universe	If q20tot not in 0 If q513 in 2, 3 If q514 in 6 or 7 among others If Ego has one or more members of his personal network outside Ghana If q516 in 1		
Literal question	516. Are these persons of your family or personal network who live or who lived outside Ghana and about whom we talked before? Migrand code 4		
Post-question	NEXT ASSETS => Additional sheets Otherwise, Go to TRANSFERS => Next page		
Interviewer's instructions	If yes, write down the Migrant Code given in GRID Column 4		
Value	Label	Cases	Percentage
4		3	100.0%
Sysmiss		2238	
Warning: these figures indicate the number of cases found in the data file. They cannot be interpreted as summary statistics of the population of interest.			
# flag_age: Less than 25 years and more than 75 years			
Information	[Type= discrete] [Format=numeric] [Range= 0-1] [Missing=*]		
Statistics [NW/ W]	[Valid=2241 /-] [Invalid=0 /-]		
Definition	The migrant is younger than 25 or older than 75 at the time of the survey.		
Notes	These individuals have ages very close to the thresholds 25-75.		
Value	Label	Cases	Percentage
0	No	2234	99.7%
1	Yes	7	0.3%
Warning: these figures indicate the number of cases found in the data file. They cannot be interpreted as summary statistics of the population of interest.			
# flag_arrival: First migration in Europe before 18			
Information	[Type= discrete] [Format=numeric] [Range= 0-1] [Missing=*]		
Statistics [NW/ W]	[Valid=2241 /-] [Invalid=0 /-]		
Definition	The migrant (current or returnee) arrived in Europe the 1st time before 18.		
Value	Label	Cases	Percentage
0	No	2230	99.5%
1	Yes	11	0.5%
Warning: these figures indicate the number of cases found in the data file. They cannot be interpreted as summary statistics of the population of interest.			
# weight_eur: Weighting normalized on the 3 european countries			
Information	[Type= continuous] [Format=numeric] [Range= 0.123741947114468-2.92577934265137] [Missing=*]		
Statistics [NW/ W]	[Valid=694 /-] [Invalid=1547 /-]		
Definition	Use when working on the European countries pooled together (for example, the Senegalese population sampled in France, Italy and Spain). It should not be used if the analyses include individuals surveyed in Africa.		
# weight_all: Weighting normalized on the 4 countries			
Information	[Type= continuous] [Format=numeric] [Range= 0.043433666229248-7.21617412567139] [Missing=*]		
Statistics [NW/ W]	[Valid=2241 /-] [Invalid=0 /-]		

# weight_all: Weighting normalized on the 4 countries	
Definition	Use when working on all countries of the MAFE survey (for example, Senegalese population from Senegalese, French, Italian and Spanish samples).
# weight_ctype: Weighting normalized by country	
Information	[Type= continuous] [Format=numeric] [Range= 0.054081816226244-5.26600313186646] [Missing=*]
Statistics [NW/ W]	[Valid=2241 /-] [Invalid=0 /-]
Definition	Use when working on a single country (for example, the Senegalese population sampled only in Senegal, or in any single European country).

File : gh_qb_mig_attempts

ident: Biographic individual identifier

Information	[Type= discrete] [Format=character] [Missing=*]
Statistics [NW/ W]	[Valid=1707 /-] [Invalid=0 /-]
Definition	Individual identifiant = 1st letter of country + n° of questionnaire compost

id_country: Country of the survey

Information	[Type= discrete] [Format=character] [Missing=*]
Statistics [NW/ W]	[Valid=1707 /-] [Invalid=0 /-]
Definition	Country where the data was collected: - G = Ghana - N = Netherlands - U = United Kingdom

Value	Label	Cases	Percentage
G		1265	<div></div> 74.1%
N		284	<div></div> 16.6%
U		158	<div></div> 9.3%

Warning: these figures indicate the number of cases found in the data file. They cannot be interpreted as summary statistics of the population of interest.

n_menage: ID of the HH

Information	[Type= continuous] [Format=numeric] [Range= 3-2011] [Missing=*]
Statistics [NW/ W]	[Valid=110 /-] [Invalid=1597 /-]
Definition	Household ID Only available for Africa

n_indiv: ID of the individual in the HH

Information	[Type= continuous] [Format=numeric] [Range= 0-100] [Missing=*]
Statistics [NW/ W]	[Valid=1265 /-] [Invalid=442 /-]
Definition	ID of each individual within her/his household Only available for Africa

num_dr: DR number

Information	[Type= continuous] [Format=numeric] [Range= 1-58] [Missing=*]
Statistics [NW/ W]	[Valid=1201 /-] [Invalid=506 /-]
Definition	Survey area ID Only available for Africa

strata_area: Strata - DR level

Information	[Type= discrete] [Format=numeric] [Range= 1-10] [Missing=*]
Statistics [NW/ W]	[Valid=1247 /-] [Invalid=460 /-]
Definition	Region area Only available for Africa

Value	Label	Cases	Percentage
1	Accra	853	<div></div> 68.4%
2	Kumasi	394	<div></div> 31.6%
Sysmiss		460	

Warning: these figures indicate the number of cases found in the data file. They cannot be interpreted as summary statistics of the population of interest.

strata_hh: Strata - household level

Information	[Type= discrete] [Format=numeric] [Range= 0-2] [Missing=*]
-------------	--

File : gh_qb_mig_attempts

strata_hh: Strata - household level

Statistics [NW/ W] [Valid=1247 /-] [Invalid=460 /-]

Definition Stratification by household migrant status according to the screening survey
Only available for Africa

Value	Label	Cases	Percentage
0	HH with no migrant	563	45.1%
1	HH with returnee(s)	191	15.3%
2	HH with current migrant(s)	493	39.5%
Sysmiss		460	

Warning: these figures indicate the number of cases found in the data file. They cannot be interpreted as summary statistics of the population of interest.

strata_ind: Strata - individual level

Information [Type= discrete] [Format=numeric] [Range= 1-3] [Missing=*]

Statistics [NW/ W] [Valid=1239 /-] [Invalid=468 /-]

Definition 3 strata according to the individuals' migratory status
Only available for Africa

Value	Label	Cases	Percentage
1	Return migrant	307	24.8%
2	Partner of a migrant	113	9.1%
3	Other non migrant	819	66.1%
Sysmiss		468	

Warning: these figures indicate the number of cases found in the data file. They cannot be interpreted as summary statistics of the population of interest.

num_tent: Migration attempt number

Information [Type= discrete] [Format=numeric] [Range= 1-7] [Missing=*]

Statistics [NW/ W] [Valid=191 /-] [Invalid=1516 /-]

Universe If q22 in 1

Value	Label	Cases	Percentage
1		153	80.1%
2		28	14.7%
3		7	3.7%
4		1	0.5%
5		1	0.5%
6		1	0.5%
Sysmiss		1516	

Warning: these figures indicate the number of cases found in the data file. They cannot be interpreted as summary statistics of the population of interest.

q1: Sex

Information [Type= discrete] [Format=numeric] [Range= 1-9999] [Missing=*]

Statistics [NW/ W] [Valid=1707 /-] [Invalid=0 /-]

Literal question Q1. The respondent is:

Post-question To begin with, I would like to note the major events and periods of your life on this grid. We will begin at the time of your birth. Later we will look at these periods of life in some more detail.

Value	Label	Cases	Percentage
1	Man	747	43.8%
2	Woman	960	56.2%

File : gh_qb_mig_attempts

q1: Sex

Warning: these figures indicate the number of cases found in the data file. They cannot be interpreted as summary statistics of the population of interest.

q1a: Year of birth

Information	[Type= discrete] [Format=numeric] [Range= 1932-9999] [Missing=*]
Statistics [NW/ W]	[Valid=1707 /-] [Invalid=0 /-]
Literal question	Q1A. To start with, and to help us to set a time scale, could you tell me in which year you were born (or your age as at last birthday)? Year of birth
Interviewer's instructions	GRID: Locate year of birth in the grid, note 0 in the columns titled "age", and fill in these columns by retracing the age till the current age of the respondent.

Value	Label	Cases	Percentage
1933		1	0.1%
1934		5	0.3%
1935		4	0.2%
1936		6	0.4%
1937		8	0.5%
1938		4	0.2%
1939		10	0.6%
1940		9	0.5%
1941		4	0.2%
1942		4	0.2%
1943		7	0.4%
1944		18	1.1%
1945		11	0.6%
1946		8	0.5%
1947		14	0.8%
1948		15	0.9%
1949		29	1.7%
1950		20	1.2%
1951		19	1.1%
1952		26	1.5%
1953		28	1.6%
1954		31	1.8%
1955		32	1.9%
1956		23	1.3%
1957		34	2.0%
1958		35	2.1%
1959		58	3.4%
1960		38	2.2%
1961		26	1.5%
1962		39	2.3%
1963		39	2.3%
1964		49	2.9%
1965		37	2.2%
1966		35	2.1%

File : gh_qb_mig_attempts

q1a: Year of birth

Value	Label	Cases	Percentage
1967		36	2.1%
1968		31	1.8%
1969		69	4.0%
1970		63	3.7%
1971		44	2.6%
1972		45	2.6%
1973		50	2.9%
1974		72	4.2%
1975		44	2.6%
1976		53	3.1%
1977		54	3.2%
1978		38	2.2%
1979		89	5.2%
1980		51	3.0%
1981		61	3.6%
1982		62	3.6%
1983		61	3.6%
1984		52	3.0%
1985		4	0.2%
1986		1	0.1%
1988		1	0.1%

Warning: these figures indicate the number of cases found in the data file. They cannot be interpreted as summary statistics of the population of interest.

age_survey: Age at survey

Information	[Type= continuous] [Format=numeric] [Range= 25-77] [Missing=*]
Statistics [NW/ W]	[Valid=1707 /-] [Invalid=0 /-] [Mean=41.679 /-] [StdDev=11.961 /-]
Literal question	Q1A. To start with, and to help us to set a time scale, could you tell me in which year you were born (or your age as at last birthday)? Age
Interviewer's instructions	GRID: Locate year of birth in the grid, note 0 in the columns titled "age", and fill in these columns by retracing the age till the current age of the respondent.

q18: Which is the last school year you attended

Information	[Type= discrete] [Format=numeric] [Range= 0-2147483624] [Missing=*]
Statistics [NW/ W]	[Valid=1689 /-] [Invalid=18 /-]
Literal question	Q18. Let's talk about your studies: Which is the last school year you attended?
Post-question	If q18 in 0, 1, 2, 3, 4, 5, 6, 7, 8, 9 => Go to next page
Interviewer's instructions	- If EGO has no formal education: Encircle the code 00 below - If EGO has some formal education: Encircle the corresponding code

Value	Label	Cases	Percentage
0	None	98	5.8%
1	Pre-school	1	0.1%
2	Pre-school	4	0.2%
3	Pre-school	2	0.1%
4	Primary/Basic	3	0.2%

File : gh_qb_mig_attempts

q18: Which is the last school year you attended

Value	Label	Cases	Percentage
5	Primary/Basic	3	0.2%
6	Primary/Basic	17	1.0%
7	Primary/Basic	11	0.7%
8	Primary/Basic	18	1.1%
9	Primary/Basic	62	3.7%
10	MS/JSS/JHS/Secondary	22	1.3%
11	MS/JSS/JHS/Secondary	38	2.2%
12	MS/JSS/JHS/Secondary	187	11.1%
13	MS/SSS/SHS/Tech/Voc/Secondary	367	21.7%
14	SSS/SHS/Tech/Voc/Secondary	91	5.4%
15	SSS/SHS/Tech/Voc/Secondary/Post secondary	226	13.4%
16	Secondary/Post secondary	113	6.7%
17	Post secondary/Bachelor Degree	181	10.7%
18	Bachelor Degree	12	0.7%
19	Bachelor Degree	20	1.2%
20	Bachelor Degree	131	7.8%
21	Second Degree/PhD	14	0.8%
22	Second Degree/PhD	56	3.3%
23	PhD	12	0.7%
Sysmiss		18	

Warning: these figures indicate the number of cases found in the data file. They cannot be interpreted as summary statistics of the population of interest.

q801d: Start year of the plans to migrate

Information	[Type= discrete] [Format=numeric] [Range= 1970-2147483624] [Missing=*]
Statistics [NW/ W]	[Valid=191 -] [Invalid=1516 -]
Universe	If q22 in 1
Literal question	801D - 801F. Start and end years of the plans to migrate. Star year
Interviewer's instructions	See the GRID: If plans are ongoing : cross out the end year

Value	Label	Cases	Percentage
1967		1	0.5%
1968		1	0.5%
1974		2	1.0%
1976		1	0.5%
1977		2	1.0%
1978		2	1.0%
1979		1	0.5%
1981		3	1.6%
1983		1	0.5%
1984		4	2.1%
1985		1	0.5%
1986		4	2.1%
1987		4	2.1%

File : gh_qb_mig_attempts

q801d: Start year of the plans to migrate

Value	Label	Cases	Percentage
1988		2	1.0%
1989		1	0.5%
1990		3	1.6%
1991		3	1.6%
1992		6	3.1%
1993		6	3.1%
1994		2	1.0%
1995		5	2.6%
1996		8	4.2%
1997		6	3.1%
1998		8	4.2%
1999		9	4.7%
2000		11	5.8%
2001		7	3.7%
2002		13	6.8%
2003		7	3.7%
2004		8	4.2%
2005		16	8.4%
2006		13	6.8%
2007		18	9.4%
2008		10	5.2%
2009		2	1.0%
Sysmiss		1516	

Warning: these figures indicate the number of cases found in the data file. They cannot be interpreted as summary statistics of the population of interest.

q801f: End year of the plans to migrate

Information	[Type= discrete] [Format=numeric] [Range= 1974-2147483624] [Missing=*]
Statistics [NW/ W]	[Valid=152 /-] [Invalid=1555 /-]
Universe	If q22 in 1
Literal question	801D - 801F. Start and end years of the plans to migrate. End year
Interviewer's instructions	See the GRID: If plans are ongoing : cross out the end year

Value	Label	Cases	Percentage
1969		1	0.7%
1970		1	0.7%
1976		3	2.0%
1977		1	0.7%
1978		1	0.7%
1979		2	1.3%
1981		1	0.7%
1982		1	0.7%
1983		1	0.7%
1984		1	0.7%

File : gh_qb_mig_attempts

q801f: End year of the plans to migrate

Value	Label	Cases	Percentage
1985		2	1.3%
1986		3	2.0%
1988		2	1.3%
1989		3	2.0%
1990		4	2.6%
1991		3	2.0%
1992		2	1.3%
1993		2	1.3%
1994		7	4.6%
1995		5	3.3%
1996		4	2.6%
1997		4	2.6%
1998		5	3.3%
1999		6	3.9%
2000		6	3.9%
2001		6	3.9%
2002		7	4.6%
2003		13	8.6%
2004		10	6.6%
2005		9	5.9%
2006		13	8.6%
2007		14	9.2%
2008		5	3.3%
2009		4	2.6%
Sysmiss		1555	

Warning: these figures indicate the number of cases found in the data file. They cannot be interpreted as summary statistics of the population of interest.

q802: Country aimed for

Information	[Type= discrete] [Format=numeric] [Range= 96000-2147483624] [Missing=*]
Statistics [NW/ W]	[Valid=191 /-] [Invalid=1516 /-]
Universe	If q22 in 1
Literal question	802. COUNTRY AIMED FOR: Note the name of the country to which Ego wanted to go.
Interviewer's instructions	See the GRID

Value	Label	Cases	Percentage
96000	FRANCE	5	2.6%
99103	NORWAY	4	2.1%
99104	SWEDEN	2	1.0%
99109	GERMANY	14	7.3%
99112	HUNGARY	1	0.5%
99127	ITALY	9	4.7%
99131	BELGIUM	1	0.5%
99132	UNITED KINGDOM	44	23.0%
99134	SPAIN	8	4.2%

File : gh_qb_mig_attempts

q802: Country aimed for

Value	Label	Cases	Percentage
99135	NETHERLANDS	5	2.6%
99140	SWITZERLAND	1	0.5%
99207	ISRAEL	1	0.5%
99217	JAPAN	2	1.0%
99227	MALAYSIA	1	0.5%
99231	INDONESIA	1	0.5%
99239	KOREA (REPUBLIC OF)	1	0.5%
99247	UNITED ARAB EMIRATES	1	0.5%
99254	CYPRUS	1	0.5%
99303	SOUTH AFRICA	2	1.0%
99316	LIBYA	1	0.5%
99329	GHANA	1	0.5%
99338	NIGERIA	2	1.0%
99401	CANADA	13	6.8%
99404	UNITED STATES	64	33.5%
99411	HONDURAS	1	0.5%
99501	AUSTRALIA	3	1.6%
99505	AMERICAN SAMOA	2	1.0%
Sysmiss		1516	

Warning: these figures indicate the number of cases found in the data file. They cannot be interpreted as summary statistics of the population of interest.

q803: For what reasons did you want to leave the country

Information	[Type= discrete] [Format=character] [Missing=*]
Statistics [NW/ W]	[Valid=191 /-]
Universe	If q22 in 1
Literal question	803. For what reasons did you want to leave the country where you were living at this time?
Interviewer's instructions	Note precisely and verbatim the entire response

Value	Label	Cases	Percentage
A CANADIAN FRIEND WANTED ME TO COME OVER		1	0.5%
APPLIED FOR STUDY MASTERS AT UNI		1	0.5%
APPLIED TO STUDY FOR MASTERS		1	0.5%
APPLIED TO STUDY MASTERS AT UNI		3	1.6%
APPLIED TO STUDY MASTERS AT UNUI		1	0.5%

File : gh_qb_mig_attempts

q803: For what reasons did you want to leave the country

Value	Label	Cases	Percentage
BECAUSE LIFE WAS HARD AND I CAN ALSO GET EMPLOYMENT WITH GOOD WAGE OVER THERE THAN GHANA		1	<div></div> 0.5%
BECAUSE OF ECONOMIC HARDSHIP		1	<div></div> 0.5%
BECAUSE OF LOVE		1	<div></div> 0.5%
BECAUSE OF THE STRICT IMMIGRATION LAWS IN THE NETHERLANDS		1	<div></div> 0.5%
CONDITIONS WERE HARD		1	<div></div> 0.5%
CONDITIONS WERE TOO HARD TO COPE WITH		1	<div></div> 0.5%
CONTITIONS WERE HARD AT THE TIME		1	<div></div> 0.5%
ECONOMIC HARDSHIP		1	<div></div> 0.5%
ECONOMIC HARDSHIPS		1	<div></div> 0.5%
ECONOMIC REASONS		1	<div></div> 0.5%
ECONOMIE LIFE WAS DIFFICULT		1	<div></div> 0.5%
EDUCATION, TO ATTEND A TECHNOLOGY SCHOOL		1	<div></div> 0.5%
FATHER WAS LIVING THERE AND TO GO TO SCHOOL		1	<div></div> 0.5%
FOR A BETTER LIFE		1	<div></div> 0.5%
FOR A HOLIDAY		2	<div></div> 1.0%
FOR A VISIT IN U.S		1	<div></div> 0.5%
FOR EDUCATION		1	<div></div> 0.5%
FOR GOOD EDUCATION		1	<div></div> 0.5%

File : gh_qb_mig_attempts

q803: For what reasons did you want to leave the country

Value	Label	Cases	Percentage
AND FOR AN ADVENTURE			
FOR GOOD EDUCATION AT POST GRAD LEVEL		1	<div></div> 0.5%
FOR GREENER PASTURES		1	<div></div> 0.5%
FOR GREENER PASTURE BECAUSE THE GHANAIN ECONOMY WAS PERFORMING BADLY		1	<div></div> 0.5%
FOR GREENER PASTURES		4	<div></div> 2.1%
FOR WORK/ JOB		1	<div></div> 0.5%
GETTING RESIDENCE PERMIT WAS DIFFICULT IN THE NETHERLANDS		1	<div></div> 0.5%
HAD A FRIEND IN CANADA		1	<div></div> 0.5%
HAVE A GOOD LIFE		1	<div></div> 0.5%
HOLIDAY		2	<div></div> 1.0%
I BELIEVED I WOULD HAVE A BTTER LIFE THERE		1	<div></div> 0.5%
I DID NOT GET ENOUGH MONEY FROM MY WORK.		1	<div></div> 0.5%
I FEEL THIS IT THE RIGHT TIME TO TAKE A BREAK AND VISIT ANOTHER COUNTRY		1	<div></div> 0.5%
I HAD NO JOB HERE IN GHANA. I HAD BEEN SACKED FROM WORK.		1	<div></div> 0.5%
I HAD SOMEONE WHO		1	<div></div> 0.5%

File : gh_qb_mig_attempts

q803: For what reasons did you want to leave the country

Value	Label	Cases	Percentage
WANTED TO HELP ME MIGRATE TO THAT COUNTRY. TO GO AND SEEK GREENE PASTURE			
I HAD WANTED TO GO AND SEEK GREENER PASTURE		1	<div></div> 0.5%
I HAD WANTED TO GO AND WORK A LITTLE TO GET ENOUGH MONEY FOR LIFE		1	<div></div> 0.5%
I JUST TRIED THE LOTTERY TO SEE IF PER CHANGE I MIGHT WIN		1	<div></div> 0.5%
I JUST WANTED TO LIVE IN ANOTHER COUNTRY		1	<div></div> 0.5%
I JUST WANTED TO TRAVEL ABROAD		1	<div></div> 0.5%
I REALISED THAT THINGS WERE HARD HERE.		1	<div></div> 0.5%
I THOUGHT GHANAIS WERE STUPID I WANTED TO GO BACK TO ENGLAND		1	<div></div> 0.5%
I WANT TO GET BETTER EMPLOYMENT.		1	<div></div> 0.5%
I WANT TO GO AND WORK A LITTLE & ALSO FURTHER MY EDUCATION WHEN I GET ENOUGH MONEY		1	<div></div> 0.5%
I WANTED TO CHANGE THE		1	<div></div> 0.5%

File : gh_qb_mig_attempts

q803: For what reasons did you want to leave the country

Value	Label	Cases	Percentage
ENVIRONMENT WORK AND COME BACK			
I WANTED TO GO AND FURTHER MY EDUCATION		1	<div></div> 0.5%
I WANTED TO GO AND SCHOOL THERE		1	<div></div> 0.5%
I WANTED TO GO AND SEEK FOR GREENER PASTURE		1	<div></div> 0.5%
I WANTED TO GO FOR GREENER PASTURES (SHE REPEATED THE SAME REPEATED THE SAME REASON FOR FIRST ATTEMPT)		1	<div></div> 0.5%
I WANTED TO JOIN MY SPOUSE WHO IS ALREADY THERE		1	<div></div> 0.5%
I WANTED TO JOIN MY UNCLE TO CONTINUE MY EDUCATION		1	<div></div> 0.5%
I WANTED TO VISIT THE PLACE, SCHOOL AND WORK THERE		1	<div></div> 0.5%
I WAS NOT SATISFIED WITH LIVING CONDITIONS HERE		1	<div></div> 0.5%
I WAS SEARCHING FOR GREENER PASTURES IN THE WEST		1	<div></div> 0.5%
I WASN'T DOING ANY MEANINGFUL JOB AND HOPED TO		1	<div></div> 0.5%

File : gh_qb_mig_attempts

q803: For what reasons did you want to leave the country

Value	Label	Cases	Percentage
FIND A GOOD JOB THERE			
I WON THE USA VISA LOTTERY		1	<div></div> 0.5%
IN SEARCH OF GREENER PASTURES		1	<div></div> 0.5%
IN SEARCH OF MORE MONEY		1	<div></div> 0.5%
IT IS VERY EASY TO GO THERE AND TO SEEK GREENER PASTURES		1	<div></div> 0.5%
IT WAS FOR A VISIT		1	<div></div> 0.5%
JUST FOR A VISIT		1	<div></div> 0.5%
JUST TO VISIT AND EXPERIENCE LIFE OUT-SIDE GHANA		1	<div></div> 0.5%
JUST WANT A DIFFERENT EXPERIENCE		1	<div></div> 0.5%
LIFE IN GHANA WAS NOT EASY		1	<div></div> 0.5%
LIFE IS VERY DIFFICULT IN GHANA IN TERMS OF JOB OPPORTUNITY. I ALSO WANTED TO GO SINCE I AM THE ELDERS IN MY FAMILY I WANTED TO GO AND COME FOR MY YOUNGER ONES.		1	<div></div> 0.5%
LIFE WAS STILL DIFFICULT HERE IN GHANA.		1	<div></div> 0.5%
LIVING IN GHANA IS TOO CHALLENGING GRADUATE		1	<div></div> 0.5%

File : gh_qb_mig_attempts

q803: For what reasons did you want to leave the country

Value	Label	Cases	Percentage
UNEMPLOYMENT IS VERY HIGH			
LOOKING FOR A COUNTRY WHERE I CAN EASILY MAKE IT		1	<div></div> 0.5%
MORE OPPORTUNITIES FOR ME AND MY FAMILY		1	<div></div> 0.5%
MOST OF MY CLASSMATES WERE LEAVING		1	<div></div> 0.5%
MY BROTHERS AND SISTERS LIVED THERE AND I HAD VISITED, SO I THOUGHT IT WAS A GOOD IDEA.		1	<div></div> 0.5%
MY FATHER WANTED TO COME AND TRACE ME		1	<div></div> 0.5%
MY HUSBAND WANTED ME TO JOIN HIM		1	<div></div> 0.5%
NO LANGUAGE BARRIER AND I KNOW MY WAY OUT THERE		1	<div></div> 0.5%
NO WORK TO DO		1	<div></div> 0.5%
SEE COLUMN 1		1	<div></div> 0.5%
SHE DID NOT GET ADMISSION TO THE UNIVERSITY ON TIME, SO SHE WAS CONFUSED		1	<div></div> 0.5%
SHE WANTED TO GO AND WORK		1	<div></div> 0.5%
SIBLINGS WERE THERE, SEEMED LIKE		1	<div></div> 0.5%

File : gh_qb_mig_attempts

q803: For what reasons did you want to leave the country

Value	Label	Cases	Percentage
A BETTER LIFE			
SOME AMERICANS WANTED TO ELP ME WORK IN NIGERIA		1	<div></div> 0.5%
THE ECONOMIC COPNDICTION		1	<div></div> 0.5%
THE LIVING CONDITION IN GHANA AS I TOLD YOU EARLIER		1	<div></div> 0.5%
THE LIVING CONDITION IN GHANA WAS VERY TOUGH SO I MADE PLANS TO EMBARK ON A JOURNEY		1	<div></div> 0.5%
THE LIVING CONDITION IS TOUGH AND EVERYONE WHO LEAVES GOES FOR GREENER PASTURES SO THAT IS WHY I ALSO WANTED TO LEAVE		1	<div></div> 0.5%
THE LIVING CONDITION IS VERY TOUGH IN GHANA		1	<div></div> 0.5%
THE LIVNIG CONDICTION WAS VERY HARD SO I WANTED TO SEEK FOR GREEN PASTURES ELSEWHERE		1	<div></div> 0.5%
THE OCCUPATION(S) I WAS IN FETCHES MORE MONEY IN LONDON THAN GHANA		1	<div></div> 0.5%
THE SALARY I WAS RECEIVING WAS SMALL COMPARED		1	<div></div> 0.5%

File : gh_qb_mig_attempts

q803: For what reasons did you want to leave the country

Value	Label	Cases	Percentage
TO WHAT I WAS GOING TO GET IN FRANCE			
THE SITUATION WAS DIFFERENT IN GHANA. UNEMPLOYMENT IN GHANA		1	<div><div></div></div> 0.5%
THERE IS NO WORK IN THE COUNTRY I WANTED TO GO FOR GREENER PASTURE		1	<div><div></div></div> 0.5%
THEY SPENT MY MONEY THAT IS CONNECTION MEN		1	<div><div></div></div> 0.5%
THINGS WERE NOT MOVING ON SMOOTHLY IN NIGERIA		1	<div><div></div></div> 0.5%
TIMES WERE HARD		1	<div><div></div></div> 0.5%
TO ATTEND WORLD YOUTH DAY		1	<div><div></div></div> 0.5%
TO BE A STUDENT (FURTHER MY EDUCATION).		1	<div><div></div></div> 0.5%
TO BE ABLE TO SUPPORT MY FAMILY		1	<div><div></div></div> 0.5%
TO EXPERIENCE THE LIVING STANDARDS IN AN ADVANCED COUNTRY		1	<div><div></div></div> 0.5%
TO FURTHER EDUCATION		1	<div><div></div></div> 0.5%
TO FURTHER MY EDUCATION		2	<div><div></div></div> 1.0%
TO GET A JOB IN USA AND TO HAVE EXPERIENCE BEFORE		1	<div><div></div></div> 0.5%

File : gh_qb_mig_attempts

q803: For what reasons did you want to leave the country

Value	Label	Cases	Percentage
RETURNING TO GHANA			
TO GET MORE MONEY		1	<div></div> 0.5%
TO GO AND FURTHER MY EDUCATION (C I M A)		1	<div></div> 0.5%
TO GO AND LOOK FOR A BETTER JOB THAT PAYS MORE		1	<div></div> 0.5%
TO GO AND LOOK FOR EMPLOYMENT		1	<div></div> 0.5%
TO GO AND TEACH; BROTHER IS A TEACHER THERE AND EARNS A LOT; IT'S A MORE RESPECTED JOB THAN IN GHANA		1	<div></div> 0.5%
TO GO AND WORK		2	<div></div> 1.0%
TO GO AND WORK IN ANOTHER COUNTRY		1	<div></div> 0.5%
TO GO TO DUBAI		1	<div></div> 0.5%
TO GO TO SCHOOL THERE		1	<div></div> 0.5%
TO HAVE A GOOD EDUCATION ABROAD		1	<div></div> 0.5%
TO HELP MY FAMILY FROM ITS FINANCIAL PROBLEMS		1	<div></div> 0.5%
TO IMPROVE LANGUAGE PROFICIENCY		1	<div></div> 0.5%
TO IMPROVE MY ECONOMIC SITUATION		1	<div></div> 0.5%
TO JOIN DAUGHTER		1	<div></div> 0.5%

File : gh_qb_mig_attempts

q803: For what reasons did you want to leave the country

Value	Label	Cases	Percentage
TO JOIN FRIEND WHO INVITED HER		1	0.5%
TO JOIN ISAAC MY PARTNER		1	0.5%
TO JOIN MY HUSBAND		3	1.6%
TO JOIN MY PARTNER		1	0.5%
TO JOIN MY PARTNER WHOM I WANTED TO MARRY		1	0.5%
TO JOIN MY SISTER		1	0.5%
TO JOIN PARENTS(HOLI		1	0.5%
TO JOIN PARTNER ABROAD AND ALSO WORK		1	0.5%
TO LEGALIZE STATUS AND FIND GOOD JOB		1	0.5%
TO LLOK FOR GREENER PASTURES		1	0.5%
TO LOOK FOR GREENER PASTURES		1	0.5%
TO PURSUE MASTERS DEGREE		1	0.5%
TO RECEIVE DOCUMENTS THERE INSTEAD OF NL		1	0.5%
TO SCHOOL ABROAD		1	0.5%
TO SCHOOL AND WORK		1	0.5%
TO SEARCH FOR GREENER PASTURES		1	0.5%
TO SEEK A BETTER JOB		1	0.5%
TO SEEK BETTER JOB		1	0.5%
TO SEEK GREEMER PASTURES		1	0.5%

File : gh_qb_mig_attempts

q803: For what reasons did you want to leave the country

Value	Label	Cases	Percentage
TO SEEK GREEN PASTURES/ JOB		1	0.5%
TO SEEK GREENER PASTURE- BIG APPLE		1	0.5%
TO SEEK GREENER PASTURES		5	2.6%
TO SEEK GREENER PASTURES.		1	0.5%
TO SEEK GREENER PASTURES. THEIR ECONOMY IS BETTER THAN GHANA		1	0.5%
TO STUDY		5	2.6%
TO TAKE ADVANTAGE OF A BUSINESS OFFER		1	0.5%
TO TRAVEL WITH HUSBAND TO STUDY		1	0.5%
TO VISIT A FRIEND		1	0.5%
TO VISIT FATHER		1	0.5%
TO VISIT MY HUSBAND		1	0.5%
TO VISIT MY SISTER-IN-LAW		1	0.5%
TO WORK		4	2.1%
TO WORK AND FURTHER MY EDUCATION		1	0.5%
TO WORK THERE		1	0.5%
TO WORK, WORK HERE IN GHANA DO NOT FETCH MUCH		1	0.5%
TRADING WAS NO MORE LUCRA		1	0.5%

File : gh_qb_mig_attempts

q803: For what reasons did you want to leave the country

Value	Label	Cases	Percentage
TIVE, 'BAD ECONOMY'			
TRY IT NO PRECISE REASON		1	<div></div> 0.5%
VISIT A FAMILY MEMBER		1	<div></div> 0.5%
VISIT SOME FRIENDS IN THE COUNTRY		1	<div></div> 0.5%
WANTED A NEW PLACE TO LIVE		1	<div></div> 0.5%
WANTED TO CONTINUE MY EDUCATION OUTSIDE GHANA		2	<div></div> 1.0%
WANTED TO EXPLORE GOOD OPPORTUNITY		1	<div></div> 0.5%
WANTED TO EXPLORE OPPORTUNITIES		1	<div></div> 0.5%
WANTED TO MOVE OUT OF GHANA FOR ECONOMIC REASONS		1	<div></div> 0.5%
WANTED TO TRAVEL ABROAD		1	<div></div> 0.5%
WANTED UK EDUCATION		1	<div></div> 0.5%
WAS BORED DOING THE SAME THING		1	<div></div> 0.5%
WE ALL KNOW HOW HARD THE ECONOMY OF THIS COUNTRY. SO I WANTED TO GO AND BETTER MY LIFE.		1	<div></div> 0.5%
WE HAD AN AGENT FROM GERMANY WHO WAS HELPING US AND IT WAS VERY EASY		1	<div></div> 0.5%

File : gh_qb_mig_attempts

q803: For what reasons did you want to leave the country

Value	Label	Cases	Percentage
WHEN I HAD MONEY FROM MY WORK PLACE I HAD WANTED TO TRAVEL WITH IT.		1	0.5%
WORK AS A NURSE		1	0.5%
WORKING AND STAYING PERMIT		1	0.5%

Warning: these figures indicate the number of cases found in the data file. They cannot be interpreted as summary statistics of the population of interest.

q803c2: Reasons of migration coded level 2

Information	[Type= discrete] [Format=numeric] [Range= 111-2147483624] [Missing=*]
Statistics [NW/ W]	[Valid=188 /-] [Invalid=1519 /-]
Universe	If q22 in 1
Notes	Reasons of migration coded level 2, constructed from the open variable q803 (detailed codes more than 20)

Value	Label	Cases	Percentage
111	Join partner/Marriage	13	6.9%
112	Join father/ mother	1	0.5%
113	Look for a partner(to get documents)	0	
114	Family reunification/Join another relative	1	0.5%
115	Join children	1	0.5%
116	Join brothers/sisters	3	1.6%
121	Accompany partner	1	0.5%
122	Accompany father/mother	1	0.5%
123	Accompany another relative	0	
125	Accompany children	0	
126	Accompany brother/sister	0	
131	Visiting a family member	2	1.1%
132	Parents/family member invitation	0	
141	Divorce/separation	0	
142	Death of father/ mother	0	
143	Death of partner	0	
144	Arrival of co-wife	0	
145	Death of another relative	0	
151	Has been fostered	0	
161	Family problems / Illness of a relative	0	
171	education of children	0	
211	To work/ to look for a job/ earn money	15	8.0%
212	Got a job/ an employment contract	0	
213	To look for a steady job / a better paid job	7	3.7%
214	Better earning/ easier to find a job/ easier to exert his jo	2	1.1%
215	Prefers to work elsewhere	2	1.1%

File : gh_qb_mig_attempts

q803c2: Reasons of migration coded level 2

Value	Label	Cases	Percentage
216	To work in a family business	0	
221	No job opportunity	2	1.1%
222	Unemployment/ Los his job/ poor working conditions	1	0.5%
231	Work / business doesn't go well	2	1.1%
232	Low salary/ earnings	0	
241	On a mission	0	
242	Military service/ enrollment	0	
243	Professional assignment/ accompany his boss	0	
244	evangelism mission	0	
245	To do business/ to set up a business	1	0.5%
246	To sell his business	0	
247	Business prospecting mission	0	
251	Sportsman trip	0	
252	Artist trip	0	
254	To attend a conference	1	0.5%
261	end of mission/ end of contract	0	
311	Go to study	15	8.0%
312	Specialization studies	14	7.4%
313	Formation doesn't exist in the country	0	
314	Student exchange	0	
321	Got a scholarship	0	
322	Succeed to an admission competition	0	
331	Internship	1	0.5%
332	Training	0	
341	Study religion	0	
342	Learn a job	0	
343	end of studies	0	
411	To look for a better life/ improve his situation	33	17.6%
412	To try his chance / to find better opportunities	3	1.6%
413	earn more money / earn enough money to open activities in or	2	1.1%
421	Help/support his family	2	1.1%
422	Poverty / difficulty to financially make ends meet	0	
423	Poor personal living conditions	9	4.8%
431	economic problem / poor economic situation in the country	15	8.0%
432	Drought	0	
501	To get cured	0	
503	Illness	0	
504	Get better cure	0	
505	Give birth in another country	0	
611	Somebody else advice	0	
612	Family advice	0	
613	Friend s advice	0	
621	God's will	0	

File : gh_qb_mig_attempts

q803c2: Reasons of migration coded level 2

Value	Label	Cases	Percentage
622	Chance	0	
701	Transit	1	0.5%
702	Join another country	0	
801	Have a valid visa	0	
803	Language facilities	1	0.5%
804	Possibility / easiness to get residence permit	3	1.6%
805	Friend invitation/ join a friend/ an acquaintance	3	1.6%
806	Visit a friend / an acquaintance	3	1.6%
807	Accompany a friend / an acquaintance	0	
808	Got a sponsorship	0	
809	Won the green card lottery	1	0.5%
810	Other	1	0.5%
901	Insecurity/different convictions with government	0	
902	Possibility of asylum	0	
903	Wanted	0	
905	Asylum	0	
906	Political problems	0	
907	Don t like the government	0	
909	Civil war / political instability	0	
1001	Adventure /Desire to travel/ curiosity/ desire to discover a	9	4.8%
1003	Holidays	4	2.1%
1004	Desire of change/ of country change/ to leave	2	1.1%
1005	Desire to go to europe/ to a specific country	0	
1007	Doesn't like the country/ was deceived by the country	3	1.6%
1101	Other	1	0.5%
1102	No residence permit/ difficulty to get residence permit	2	1.1%
1103	No particular reason	1	0.5%
1104	Repressed/ expelled	0	
1105	Wants to return to his country	0	
1106	Wants to pick up his goods/properties	0	
1107	To do like everyone does and leave the country	1	0.5%
1108	Asylum refusal	0	
1109	Knows nobody in the country	0	
1110	Xenophobia/ country not favorable for foreigners	0	
1111	Couldn t live in this country	0	
1112	Problems with friends/acquaintances in this country	0	
1113	Participate to green card lottery	1	0.5%
1114	Swindled by the agent	1	0.5%
Sysmiss		1519	

Warning: these figures indicate the number of cases found in the data file. They cannot be interpreted as summary statistics of the population of interest.

q803c1: Reasons of migration coded level 1

Information	[Type= discrete] [Format=numeric] [Range= 1-2147483624] [Missing=*]
Statistics [NW/ W]	[Valid=188 /-] [Invalid=1519 /-]

File : gh_qb_mig_attempts

q803c1: Reasons of migration coded level 1

Universe	If q22 in 1
Notes	Reasons of migration coded level 1, constructed from the open variable q803

Value	Label	Cases	Percentage
1	Family	23	12.2%
2	Work	33	17.6%
3	Studies	30	16.0%
4	Seeking better life conditions	64	34.0%
5	Health	0	
6	Someone else decided	0	
7	Transit	1	0.5%
8	Easy travel	11	5.9%
9	Political issues	0	
10	Discovery	18	9.6%
11	Other reasons	8	4.3%
Sysmiss		1519	

Warning: these figures indicate the number of cases found in the data file. They cannot be interpreted as summary statistics of the population of interest.

q804: For what reasons did you prefer to go to this country than another

Information	[Type= discrete] [Format=character] [Missing=*]
Statistics [NW/ W]	[Valid=191 /-]
Universe	If q22 in 1
Literal question	804. For what reasons did you prefer to go to "country aimed for" rather than to another country?
Interviewer's instructions	Note precisely and verbatim the entire response

Value	Label	Cases	Percentage
.b		1	0.5%
.c		1	0.5%
1. FOR FAMILY REUNIFICATION 2.I CAN ALSO GET JOB		1	0.5%
A BUSINESS IN THE ADVERTISING INDUSTRY WAS OFFERING A FRACHISE TO TAKE OPPORTUNITY		1	0.5%
A FRIEND PROMISED TO HELP ME OBTIAN ISRAELI VISA		1	0.5%
ACQUIRING OF DOCUMENT WERE VERY EASY AND		1	0.5%

File : gh_qb_mig_attempts

q804: For what reasons did you prefer to go to this country than another

Value	Label	Cases	Percentage
JOB WAS AVAILABLE			
AMERICA IS HEAVEN		1	0.5%
AN ENGLISH SPEAKING COUNTRY AND JOB OPPORTUNITIE		1	0.5%
ASIA IS BETTER THAN EUROPE		1	0.5%
AVAILABILITY OF J OB AND TO GET PAPERS IS EASY		1	0.5%
BECAUSE FATHER/ FAMILY WAS OFFERED OPPORTUNITY TO COME TO NL, I APPLIED FOR SCHOOL. BORED OF GHANA		1	0.5%
BECAUSE I COULD GET EMPLOYMENT WITH BETTER PAY AND SOMEBODY WAS READY TO HELP TRAVEL IN THE EMBASSY.		1	0.5%
BECAUSE I LIKED THEIR EDUCATIONAL SYSTEM		1	0.5%
BECAUSE ITS AN ENGLISH SPEAKING COUNTRY		2	1.0%
BECAUSE MY BROTHER IS LIVING THERE		1	0.5%
BECAUSE MY COUSIN WAS THERE		1	0.5%
BECAUSE MY DAUGHTER ASKED ME TO COME		1	0.5%

File : gh_qb_mig_attempts

q804: For what reasons did you prefer to go to this country than another

Value	Label	Cases	Percentage
BECAUSE MY FRIEND WAS THERE		1	0.5%
BECAUSE MY HUSBAND WAS THERE		1	0.5%
BECAUSE MY PARTNER LIVES THERE.		1	0.5%
BECAUSE MY PARTNER WAS LIVING THERE		1	0.5%
BECAUSE MY UNCLE IS LIVING THERE		1	0.5%
BECAUSE NIGERIA WAS BOOMING AT THE TIME		1	0.5%
BECAUSE OF LOTTERY		1	0.5%
BECAUSE OF THE EDUCATION OPPORTUNITY IN THE UK AND THE LANGUAGE		1	0.5%
BECAUSE OF THE ENGLISH LANGUAGE AND I HEARD THERE ARE MORE OPPORTUNITIES IN THE USA		1	0.5%
BECAUSE SISTER IS THERE		2	1.0%
BECAUSE THAT WAS WHERE MY SISTER-IN-LAW WAS STAYING		1	0.5%
BECAUSE THE ONE ASSISTING ME TO MIGRATE WAS IN GERMANY		1	0.5%
BECAUSE THE U.S.A IS A BETTER PLACE TO LIVE.		1	0.5%

File : gh_qb_mig_attempts

q804: For what reasons did you prefer to go to this country than another

Value	Label	Cases	Percentage
BECAUSE SISTERS WERE THERE		1	0.5%
BETTER LIVING CONDITIONS AND EMPLOYMENT OPPORTUNITIES		1	0.5%
BETTER STANDARD OF LIVING		2	1.0%
BLACKS HAVE MORE OPPORTUNITIES		1	0.5%
BOOM AT THAT TIME, NO DIFFICULTY FINDING JOBS		1	0.5%
BRITISH ARE MORE LIBERAL		1	0.5%
CAN'T REALLY TELL, BUT I JUST WANTED TO LEAVE GHANA		1	0.5%
COUNTRY OF CHOICE		1	0.5%
DID NOT HAVE ANY REASON BUT THOUGHT IT WAS BETTER THAN GHANA		1	0.5%
EASE OF EMPLOYMENT		2	1.0%
EASE TO GAIN ADMISSION. U.K EDUCATION IS HIGHLY VALUED		1	0.5%
EASY TO FIND A JOB THERE		1	0.5%
EASY TO GET THERE		1	0.5%
EASY TO MAKE A LOT OF MONEY		1	0.5%
ENGLISH LANGUAGE SKILLS OK FOR COMMUNICATION		1	0.5%

File : gh_qb_mig_attempts

q804: For what reasons did you prefer to go to this country than another

Value	Label	Cases	Percentage
ET THE TIME USA VISA WAS EASY, INCLUDING JOB OPPORTUNITY		1	0.5%
FAMILY VISIT		1	0.5%
FIREND CONVINCED HER THAT SHE HAD BETTER OPPORTUNITIE		1	0.5%
FOR BUSINESS		1	0.5%
FOR STUDIES		1	0.5%
FOR TAX REASONS		1	0.5%
FOR TRANSIT TO PASS THERE TO THE U.S.A		1	0.5%
FREE TUITON		3	1.6%
FRIEND LINK		1	0.5%
GENUINE OPPORTUNITIE EXISTED		1	0.5%
GOT GREEN CARD FOR USA		1	0.5%
GOT IT BUT NO INTENTION TO LEAVE UNITED KINGDOM		1	0.5%
HAD ADMISSION TO STUDY THERE		1	0.5%
HAD SISTERS THERE		1	0.5%
HAD SOME FRIENDS THERE		1	0.5%
HAS MORE AND BETTER OPPORTUNITIE		1	0.5%
HAVE A FRIEND THERE WHO COULOD HELP		1	0.5%
I DID IT BECAUSE OF THE LOTTERY.		1	0.5%

File : gh_qb_mig_attempts

q804: For what reasons did you prefer to go to this country than another

Value	Label	Cases	Percentage
I FELT IT WAS MORE APPRAPRAITE PLACE TO MOERSO MY BROTHER WAS IN ENGLAND		1	<div><div></div></div> 0.5%
I FELT IT WILL BE EASIER TO GET TO EUROPE THROUGH FRANCE		1	<div><div></div></div> 0.5%
I GOT A PEN PAL FROM THERE.		1	<div><div></div></div> 0.5%
I HAD HEARD FROM SOURCES THAT HERE WAS MONEY IN GERMANY AND IT WAS EASIER TO GET A JOB THERE		1	<div><div></div></div> 0.5%
I HAD RELATIVES THERE SO LIFE WOULD HAVE BEEN A LITTLE EASIER		1	<div><div></div></div> 0.5%
I HAD SOMEBODY WHO WOULD HAVE FACILITATED MY MIGRATION TO ENGLAND AT EASE.		1	<div><div></div></div> 0.5%
I HAD SOMEONE THERE DURING THAT PERIOD WHO WANTED TO HELP ME WITH HER DOCUMENTS		1	<div><div></div></div> 0.5%
I HAD TWO FRIENDS THERE WHO INVITED ME		1	<div><div></div></div> 0.5%
I HAD WANTED TO GET GOOD JOBS		1	<div><div></div></div> 0.5%












File : gh_qb_mig_attempts

q804: For what reasons did you prefer to go to this country than another

Value	Label	Cases	Percentage
I HAVE A BROTHER CURRENTLY RECIDED THERE AND IS ROLLING TO HELP ME WITH EVERY SITUATION		1	<div><div></div></div> 0.5%
I HEARD THAT JOB WAS AVAILABLE THERE MY FRIENDS WHO HAD GONE THERE AHEAD OF ME WERE WORKING		1	<div><div></div></div> 0.5%
I KNEW I COULD STUDY THERE		1	<div><div></div></div> 0.5%
I KNOW MY BROTHER IS THERE AND HE CAN HELP ME OUT WHEN I GET THERE		1	<div><div></div></div> 0.5%
I LEARNT IT IS EASY TO MAKE IT IN THE USA		1	<div><div></div></div> 0.5%
I LIKE THE PEOPLE THERE. YOU DO NOT NEED TO SHOW TOO MANY DOCUMENTS TO GET A JOB. MY FAMILY TOO. I MISS THEM		1	<div><div></div></div> 0.5%
I LIKE U.S.A A LOT		1	<div><div></div></div> 0.5%
I LIKED THE COUNTRY AND I KNEW THERE WERE ENOUGH JOB OPPORTUNITIE		1	<div><div></div></div> 0.5%
I LIKED THE PLACE		1	<div><div></div></div> 0.5%
I THINK I CAN A READY JOB		1	<div><div></div></div> 0.5%
I THINK IT IS EASIER		1	<div><div></div></div> 0.5%

File : gh_qb_mig_attempts

q804: For what reasons did you prefer to go to this country than another

Value	Label	Cases	Percentage
TO GET INTO THIS COUNTRY			
I THINK THERE IS WORK OUT THERE WHICH I CAN PERFORM		1	 0.5%
I THOUGHT IT WOULD BE THE EASY PLACE TO HAVE OBTAIN VISA.		1	 0.5%
I WANTED TO SEE CANADA AND ALSO JOIN MY HUSBAND		1	 0.5%
I WON THE USA VISA LOTTERY		1	 0.5%
IT HAS BEEN MY DREAM		1	 0.5%
IT IS ALWAYS EASY TO SUCCEED IN THE UK		1	 0.5%
IT IS BECAUSE MY DASD IS THERE		1	 0.5%
IT IS EASY TO OBTAIN PAPERS AND I ALSO KNOW SOMEONE THERE WHO CAN HELP ME.		1	 0.5%
IT IS QUITE EASY TO GET THERE AND TO GET YOUR STAYING DOCUMENTS		1	 0.5%
IT IS VERY EASY TO GO THERE AND ALSO OBTAIN PAPERS. HERE ARE A LOT OF GHANAIANS THERE WHO CAN HELP YOU		1	 0.5%
IT WAS EASIER SINCE THEY ARE THEIR		1	 0.5%

File : gh_qb_mig_attempts

q804: For what reasons did you prefer to go to this country than another

Value	Label	Cases	Percentage
COLONIAL MASTERS			
IT WAS EASIER TO GET A SHIP FROM LIBERIA TO SPAIN.		1	<div></div> 0.5%
IT WAS EASIER TO GET A VISA		1	<div></div> 0.5%
IT WAS EASIER TO GET THE CHANCE TO TRAVEL THERE AND MORE JOBS WERE THERE		1	<div></div> 0.5%
IT WAS EASY TO CONNECT TO EUROPE FROM LIBYA		1	<div></div> 0.5%
IT WOULD BE EASIER TO ENROLL IN A SCHOOL FOR FURTHER STUDIES		1	<div></div> 0.5%
IT'S A LAND OF OPPORTUNITIE		1	<div></div> 0.5%
JOB OPPORTUNITY		1	<div></div> 0.5%
JUST FPR A VISIT		1	<div></div> 0.5%
JUST LIKED THE PLACE		1	<div></div> 0.5%
JUST WANTED TO GO THERE IN PARTICULAR		1	<div></div> 0.5%
JUST WANTED TO GO THERE NO PARTICULAR PREFERENCE		1	<div></div> 0.5%
KNEW THERE WERE LOTS OF JOBS IN THE UK		1	<div></div> 0.5%
LANGUAGE FACTOR(ENGLI		1	<div></div> 0.5%
LANGUAGE WAS A GREAT FACTOR		1	<div></div> 0.5%

File : gh_qb_mig_attempts

q804: For what reasons did you prefer to go to this country than another

Value	Label	Cases	Percentage
LESS PERIOD OF STUDIES		1	0.5%
LIFE IN AMERICA IS NOT DIFFICULT AS IN AFRICA		1	0.5%
LIFE OVER THERE IS QUITE EASIER COMPARED TO GHANA		1	0.5%
LIFE WOULD BE BETTER FOR ME THERE THAN ANY OTHER COUNTRY		1	0.5%
LIKE THE PLACE, I HAVE BEEN THERE BEFORE		1	0.5%
LIKES TO EXPLORE		1	0.5%
MY BROTHER IS THERE TO HELP ME		1	0.5%
MY BROTHER WAS STAYINY THERE		1	0.5%
MY BROTHER WHO WANTS TO HELP ME IS IN USA		1	0.5%
MY BROTHERS WERE THERE		1	0.5%
MY COMMECIAL SCHOOL CERTIFICATE WOULD HELP ME TO A UNIVERSITY IN ENGLAND SINCE MY A' LEVEL RESULT WERE NOT GOOD		1	0.5%
MY COUSIN IS ALREADY THERE AND HAS PROMISED TO ASSIST ME WITH THE ARRANGEMENT		1	0.5%

File : gh_qb_mig_attempts

q804: For what reasons did you prefer to go to this country than another

Value	Label	Cases	Percentage
MY DAD IS THERE AND HE IS HELPING ME WITH IT		1	0.5%
MY FATHER IS THERE		1	0.5%
MY FATHER WAS THE ONE WHO WAS SPONSORING AND HE WAS IN USA		1	0.5%
MY HUSBAND IS THERE		1	0.5%
MY HUSBAND WHO WAS ARRANGING MY TRAVELLING WAS IN THIS COUNTRY		1	0.5%
MY HUSBANDS FRIENDS COULD GET MY JOB AND ACCOMMODAT		1	0.5%
MY PARENTS WERE THERE		1	0.5%
MY PARTNER WAS THERE		1	0.5%
MY RECOURSES COULD TAKE ME TO EUROPE. YOU NEED A LOT MORE MONEY TO GO TO OTHER CONTINENTS		1	0.5%
MY RELATIVE WAS THERE		1	0.5%
MY RELATIVES WERE THERE		1	0.5%
MY SISTER LIVES THERE		1	0.5%
MY SISTER TELLS ME LIFE IS BETTER IN THE U.K		1	0.5%
MY UNCLE WAS THERE AND HE LIKES		1	0.5%

File : gh_qb_mig_attempts

q804: For what reasons did you prefer to go to this country than another

Value	Label	Cases	Percentage
ME VERY MUCH			
NO PARTICULAR REASON ONE COURSE IN URBAN PLANNING THEY OFFER		1	0.5%
OFFER HOLIDAY WORKING VISA		1	0.5%
OPPORTUNITIE WERE AVAILABLE THERE		1	0.5%
PARTNER WAS THERE		1	0.5%
PEOPLE TOLD ME THAT IT WAS MORE EASY TO MAKE IT IN THE USA		1	0.5%
QUALIFICATION THAT I ALREADY OBTAINED WOULD BE MORE RECOGNISED IN USA		1	0.5%
RECAUSE IT IS TO MAKE IT HTERE		1	0.5%
REFUGEE AMNESTY WAS BEING TO MIGRANTS IN SPAIN		1	0.5%
RESIDENCE PERMIT WAS EASY TO OBTAIN. UK MORE OPEN TO AFRICAN MIGRANTS.		1	0.5%
SAME AS ABOVE		1	0.5%
SCHOLARSHIP FOR BUSINESS PROGRAME		1	0.5%
SEE COLUMN 1		1	0.5%
SHE HAD RELATIVES THERE		1	0.5%

File : gh_qb_mig_attempts

q804: For what reasons did you prefer to go to this country than another

Value	Label	Cases	Percentage
SHE TOUGHT OF WINNING A LOTTERY VISA FOR STUDIES AND WORK		1	<div><div></div></div> 0.5%
SOME FRIENDS HAD GONE THERE, SO I WANTED TO JOIN THEM.		1	<div><div></div></div> 0.5%
SOME OF MY FRIENDS HAD GONE THERE, SO I WANTED TO JOIN THEM.		1	<div><div></div></div> 0.5%
SOMEONE ADVISE ME TO TRY FOR USA WHEN THE PLAN FOR UK WAS FAILING		1	<div><div></div></div> 0.5%
SOMEONE SAID THAT THERE WERE JOBS IN SOUTH AFRICA		1	<div><div></div></div> 0.5%
THAT IS WHERE MY HUSBANDS FRINEDS WERE. THEY COULD HAVE HELPED ME. IN TERMS OF ACCOMMODAT AND WORK.		1	<div><div></div></div> 0.5%
THAT WAS HER CHOICE SHE JUST LIKED THE COUNTRY		1	<div><div></div></div> 0.5%
THATS WHERE THE CONFERENCE WAS		1	<div><div></div></div> 0.5%
THE CURRENCY IS VALUABLE		1	<div><div></div></div> 0.5%
THE LIVNG SITUATION THERE IS CONDUCTIVE		1	<div><div></div></div> 0.5%
THE PERSON COULD HELP		1	<div><div></div></div> 0.5%

File : gh_qb_mig_attempts

q804: For what reasons did you prefer to go to this country than another

Value	Label	Cases	Percentage
ME TO GO ONLY TO USA			
THE PERSON WHO WAS HEPING ME WAS IN ITALY		1	<div></div> 0.5%
THE SCHOOL FEES WAS CHEAP AT THAT TIME IN CYPRUS		1	<div></div> 0.5%
THE SCHOOL FEES WAS CHEAP THERE AT THAT TIME		1	<div></div> 0.5%
THE TUITON AND THE SCHOLARSHIP		1	<div></div> 0.5%
THE WINDOWS WERE OPEN TO ATTAIN WORKING AND STAYING PERMIT BY THE AUTHORITIES		1	<div></div> 0.5%
THERE IS A LOT OF MONEY THERE.		1	<div></div> 0.5%
THOUGHT IT WAS VERY EASY TO GO TO THE UK		1	<div></div> 0.5%
TO BE CLOSER TO MY BORTHERS		1	<div></div> 0.5%
TO IMPROVE EGLISH SKILLS		1	<div></div> 0.5%
TO JOIN MY PARTNER WHOM I WANTED TO MARRY		1	<div></div> 0.5%
TO LIVE TOGETHER WITH HUSBAND AS COUPLE AND TO WORK		1	<div></div> 0.5%
TO LOOK AT THE THINGS THERE		1	<div></div> 0.5%

File : gh_qb_mig_attempts

q804: For what reasons did you prefer to go to this country than another

Value	Label	Cases	Percentage
TO REALISE MY DREAM OF STUDYING IN HARVARD		1	0.5%
TO STUDY THERE		1	0.5%
TO WORK		1	0.5%
TO WORK AND STAY		1	0.5%
U.S.A IS AN OPEN COUNTRY		1	0.5%
USA IS MORE COMFORTABLE BCOS OF LARGE BLACK COMMUNITY		1	0.5%
USA OR UK WAS MY CHOICE BECAUSE OF LANGUAGE		1	0.5%
VALUE OF CURRENCY		1	0.5%
WAS JUST TRYING MY LUCK AFTER MISSING OUT ON THE GREEN CARD		1	0.5%
WE WERE MADE TO BELIEVE THAT THOSE WHO LIVE IN US ARE MOSTLY OK IN LIFE		1	0.5%
WON A USA LOTTERY		1	0.5%
WORK AND STAY		2	1.0%
WORLD BANK AND JAPAN- A JOINT SCHOLARSHIP		1	0.5%
WOULD GET BETTER JOB		1	0.5%

Warning: these figures indicate the number of cases found in the data file. They cannot be interpreted as summary statistics of the population of interest.

q804c2: Reasons of the choice coded level 2

Information	[Type= discrete] [Format=numeric] [Range= 111-2147483624] [Missing=*]
Statistics [NW/ W]	[Valid=186 /-] [Invalid=1521 /-]
Universe	If q22 in 1

File : gh_qb_mig_attempts

q804c2: Reasons of the choice coded level 2

Notes Reasons of the choice coded level 2, constructed from the open variable q804 (detailed codes more than 20)

Value	Label	Cases	Percentage
111	Presence of partner	11	5.9%
112	Presence of parents	4	2.2%
113	Presence of other relatives	11	5.9%
115	Presence of children	1	0.5%
116	Presence of brother/sister	15	8.1%
211	To work	4	2.2%
212	Got an employment proposal/opportunity	1	0.5%
213	earn more money/ economic reasons/ save money	1	0.5%
214	More employment opportunities/ facility to find job / More j	11	5.9%
215	Better salary / Facility to succeed / Better work	4	2.2%
216	Improve living conditions	0	
217	Job assignment / mission / end of mission/ training for work	0	
218	For a musical/artistic/sport career	0	
219	Business/To do business/pursue a family business	2	1.1%
220	Conference/fair	1	0.5%
221	Better working conditions / better economy / better economic	11	5.9%
311	Facility to reach / geographic proximity / cheaper travel	4	2.2%
312	Speak the language / easy to speak language / same language	7	3.8%
313	Facility to get visa/ residence permit	8	4.3%
314	easy access of foreigners to labor market / smoother law on	0	
315	Better welcoming/integration of foreigners	3	1.6%
316	Same legislation than the origin country	0	
317	No visa needed to go there	0	
318	Already know the country / hab already lived there before	1	0.5%
319	Partner already know the country / had already lived there b	0	
411	Got a visa / residence permit	2	1.1%
412	Citizen of the country	0	
413	Partner is citizen of the country	0	
414	Origine country of his parents	0	
415	Birth country	0	
416	Got a sponsorship	0	
417	Won the green card lottery	6	3.2%
511	Transit / step to reach another country	3	1.6%
611	Life less expensive	9	4.8%
612	Weather	0	
613	Colonial / historical links / cultural links	1	0.5%
614	Love the country / prefer the country to others	5	2.7%
615	Country of his dreams / wanted to discover / wanted to live	3	1.6%
616	People are saying good things about/ had heard good things a	5	2.7%
617	Better organized than his country of origin/ more stable/ do	0	
618	Want to get this country s citizenship	0	
711	Got a scholarship to/from this country/got a cooperation sch	2	1.1%

File : gh_qb_mig_attempts

q804c2: Reasons of the choice coded level 2

Value	Label	Cases	Percentage
712	Registration accepted in a education institution in this cou	1	0.5%
713	To learn the language	1	0.5%
714	Studies less expensive / High quality studies/ Availability	14	7.5%
715	Studies	4	2.2%
716	exchange programme	0	
811	Acquaintance/ friend in the country	15	8.1%
812	Acquaintance/ friend wanted to help him to go to the country	2	1.1%
911	Decision of / choice of / accompany the partner who decided	0	
912	Decision of / choice of / accompany the parents/brother/sist	2	1.1%
913	Decision of / choice of / accompany another family member	0	
914	Advice of a friend / a friend wanted to go there / accompany	2	1.1%
1001	Other	0	
1002	No particular reason	0	
1003	Didn t choose / destination chosen by agent	0	
1004	Chance / coincidence	0	
1005	Do like others/ more frequent destination of people fom his	0	
1006	Personal / family reasons	0	
1007	Change / take a new way / try his luck / hope of better life	6	3.2%
1008	Didn t have the chance / couldn t go anywhere else	1	0.5%
1010	Had an opportunity to go there	1	0.5%
1013	Asylum request	1	0.5%
Sysmiss		1521	

Warning: these figures indicate the number of cases found in the data file. They cannot be interpreted as summary statistics of the population of interest.

q804c1: Reasons of the choice coded level 1

Information	[Type= discrete] [Format=numeric] [Range= 1-2147483624] [Missing=*]
Statistics [NW/ W]	[Valid=186 /-] [Invalid=1521 /-]
Universe	If q22 in 1
Notes	Reasons of the choice coded level 1, constructed from the open variable q804

Value	Label	Cases	Percentage
1	Family	42	22.6%
2	Economic/professional reasons	35	18.8%
3	Conveniences	23	12.4%
4	Availability of documents	8	4.3%
5	Transit	3	1.6%
6	Quality of life of the country	23	12.4%
7	Studies	22	11.8%
8	Network	17	9.1%
9	Advise/decision of other one	4	2.2%
10	Others	9	4.8%
Sysmiss		1521	

Warning: these figures indicate the number of cases found in the data file. They cannot be interpreted as summary statistics of the population of interest.

File : gh_qb_mig_attempts

q805: What precise steps have you undertaken to reach this country

Information	[Type= discrete] [Format=character] [Missing=*]
Statistics [NW/ W]	[Valid=191 /-] [Invalid=0 /-]
Universe	If q22 in 1
Literal question	805. What precise steps have you undertaken to reach "country aimed for"? Multiple answers
Interviewer's instructions	Read, multiple answers possible:

Value	Label	Cases	Percentage
01 07		2	1.0%
1		5	2.6%
1 10		1	0.5%
1 10 11		1	0.5%
1 2 5 7 11		1	0.5%
1 2 7		3	1.6%
1 2 9		1	0.5%
1 3		2	1.0%
1 3 10 11		1	0.5%
1 7		1	0.5%
1 7 2 3		1	0.5%
10		16	8.4%
11		15	7.9%
11 7		1	0.5%
11 9		2	1.0%
2		2	1.0%
2 3		1	0.5%
2 3 7 9		1	0.5%
2 3 9		2	1.0%
2 8		1	0.5%
2 9		1	0.5%
3		2	1.0%
4 11		1	0.5%
5 6 7 8		1	0.5%
7		59	30.9%
7 1		1	0.5%
7 10		1	0.5%
7 11		3	1.6%
7 2		1	0.5%
7 8		3	1.6%
7 8 9		3	1.6%
7 9		15	7.9%
7 9 8		1	0.5%
8		2	1.0%
8 10		2	1.0%
9		19	9.9%
9 10		1	0.5%

File : gh_qb_mig_attempts

q805: What precise steps have you undertaken to reach this country

Value	Label	Cases	Percentage
9 10 11		1	0.5%
9 11		6	3.1%
9 7		4	2.1%
9 7 10		1	0.5%
9 7 11		2	1.0%
9 8		1	0.5%

Warning: these figures indicate the number of cases found in the data file. They cannot be interpreted as summary statistics of the population of interest.

q805_1: Step: Applied for enrollment at a university

Information	[Type= discrete] [Format=numeric] [Range= 0-1] [Missing=*]
Statistics [NW/ W]	[Valid=191 /-] [Invalid=1516 /-]
Universe	If q22 in 1
Literal question	805. What precise steps have you undertaken to reach "country aimed for"? Applied for enrollment at a university

Value	Label	Cases	Percentage
0	No	168	88.0%
1	Yes	23	12.0%
Sysmiss		1516	

Warning: these figures indicate the number of cases found in the data file. They cannot be interpreted as summary statistics of the population of interest.

q805_2: Step: Obtained a place at a university

Information	[Type= discrete] [Format=numeric] [Range= 0-1] [Missing=*]
Statistics [NW/ W]	[Valid=191 /-] [Invalid=1516 /-]
Universe	If q22 in 1
Literal question	805. What precise steps have you undertaken to reach "country aimed for"? Obtained a place at a university

Value	Label	Cases	Percentage
0	No	177	92.7%
1	Yes	14	7.3%
Sysmiss		1516	

Warning: these figures indicate the number of cases found in the data file. They cannot be interpreted as summary statistics of the population of interest.

q805_3: Step: Applied for a scholarship

Information	[Type= discrete] [Format=numeric] [Range= 0-1] [Missing=*]
Statistics [NW/ W]	[Valid=191 /-] [Invalid=1516 /-]
Universe	If q22 in 1
Literal question	805. What precise steps have you undertaken to reach "country aimed for"? Applied for a scholarship

Value	Label	Cases	Percentage
0	No	181	94.8%
1	Yes	10	5.2%
Sysmiss		1516	

Warning: these figures indicate the number of cases found in the data file. They cannot be interpreted as summary statistics of the population of interest.

File : gh_qb_mig_attempts			
# q805_4: Step: Obtained a scholarship			
Information	[Type= discrete] [Format=numeric] [Range= 0-1] [Missing=*]		
Statistics [NW/ W]	[Valid=191 /-] [Invalid=1516 /-]		
Universe	If q22 in 1		
Literal question	805. What precise steps have you undertaken to reach "country aimed for"? Obtained a scholarship		
Value	Label	Cases	Percentage
0	No	190	99.5%
1	Yes	1	0.5%
Sysmiss		1516	
<i>Warning: these figures indicate the number of cases found in the data file. They cannot be interpreted as summary statistics of the population of interest.</i>			
# q805_5: Step: Requested a housing/accomodation certificate			
Information	[Type= discrete] [Format=numeric] [Range= 0-1] [Missing=*]		
Statistics [NW/ W]	[Valid=191 /-] [Invalid=1516 /-]		
Universe	If q22 in 1		
Literal question	805. What precise steps have you undertaken to reach "country aimed for"? Requested a housing certificate, an accommodation certificate		
Value	Label	Cases	Percentage
0	No	189	99.0%
1	Yes	2	1.0%
Sysmiss		1516	
<i>Warning: these figures indicate the number of cases found in the data file. They cannot be interpreted as summary statistics of the population of interest.</i>			
# q805_6: Step: Obtained a housing/accomodation certificate			
Information	[Type= discrete] [Format=numeric] [Range= 0-1] [Missing=*]		
Statistics [NW/ W]	[Valid=191 /-] [Invalid=1516 /-]		
Universe	If q22 in 1		
Literal question	805. What precise steps have you undertaken to reach "country aimed for"? Obtained a housing certificate, an accommodation certificate		
Value	Label	Cases	Percentage
0	No	190	99.5%
1	Yes	1	0.5%
Sysmiss		1516	
<i>Warning: these figures indicate the number of cases found in the data file. They cannot be interpreted as summary statistics of the population of interest.</i>			
# q805_7: Step: Applied for papers			
Information	[Type= discrete] [Format=numeric] [Range= 0-1] [Missing=*]		
Statistics [NW/ W]	[Valid=191 /-] [Invalid=1516 /-]		
Universe	If q22 in 1		
Literal question	805. What precise steps have you undertaken to reach "country aimed for"? Applied for papers		
Value	Label	Cases	Percentage
0	No	86	45.0%
1	Yes	105	55.0%
Sysmiss		1516	

File : gh_qb_mig_attempts

q805_7: Step: Applied for papers

Warning: these figures indicate the number of cases found in the data file. They cannot be interpreted as summary statistics of the population of interest.

q805_8: Step: Obtained papers

Information	[Type= discrete] [Format=numeric] [Range= 0-1] [Missing=*]
Statistics [NW/ W]	[Valid=191 /-] [Invalid=1516 /-]
Universe	If q22 in 1
Literal question	805. What precise steps have you undertaken to reach "country aimed for"? Obtained papers

Value	Label	Cases	Percentage
0	No	177	92.7%
1	Yes	14	7.3%
Sysmiss		1516	

Warning: these figures indicate the number of cases found in the data file. They cannot be interpreted as summary statistics of the population of interest.

q805_9: Step: Saved money

Information	[Type= discrete] [Format=numeric] [Range= 0-1] [Missing=*]
Statistics [NW/ W]	[Valid=191 /-] [Invalid=1516 /-]
Universe	If q22 in 1
Literal question	805. What precise steps have you undertaken to reach "country aimed for"? Saved money

Value	Label	Cases	Percentage
0	No	130	68.1%
1	Yes	61	31.9%
Sysmiss		1516	

Warning: these figures indicate the number of cases found in the data file. They cannot be interpreted as summary statistics of the population of interest.

q805_10: Step: Green Card lottery

Information	[Type= discrete] [Format=numeric] [Range= 0-1] [Missing=*]
Statistics [NW/ W]	[Valid=191 /-] [Invalid=1516 /-]
Universe	If q22 in 1
Literal question	805. What precise steps have you undertaken to reach "country aimed for"? Participated in the Green Card lottery

Value	Label	Cases	Percentage
0	No	166	86.9%
1	Yes	25	13.1%
Sysmiss		1516	

Warning: these figures indicate the number of cases found in the data file. They cannot be interpreted as summary statistics of the population of interest.


q805_11: Step: Other

Information	[Type= discrete] [Format=numeric] [Range= 0-1] [Missing=*]
Statistics [NW/ W]	[Valid=191 /-] [Invalid=1516 /-]
Universe	If q22 in 1
Literal question	805. What precise steps have you undertaken to reach "country aimed for"? Other

Value	Label	Cases	Percentage
0	No	157	82.2%

File : gh_qb_mig_attempts


q805_11: Step: Other

Value	Label	Cases	Percentage
1	Yes	34	 17.8%
Sysmiss		1516	

Warning: these figures indicate the number of cases found in the data file. They cannot be interpreted as summary statistics of the population of interest.

q805_NR: Steps: No answer


Information	[Type= discrete] [Format=numeric] [Range= 0-2147483624] [Missing=*]
Statistics [NW/ W]	[Valid=191 /-] [Invalid=1516 /-]
Universe	If q22 in 1
Literal question	805. What precise steps have you undertaken to reach "country aimed for"? No answer

Value	Label	Cases	Percentage
0	No	191	 100.0%
1	Yes	0	
Sysmiss		1516	

Warning: these figures indicate the number of cases found in the data file. They cannot be interpreted as summary statistics of the population of interest.

q805_a: Specify applied papers

Information	[Type= discrete] [Format=character] [Missing=*/.b]
Statistics [NW/ W]	[Valid=95 /-] [Invalid=8 /-]
Universe	If q22 in 1 If q805_7 in 1
Literal question	805. What precise steps have you undertaken to reach "country aimed for"? Applied for papers => Specify which ones

Value	Label	Cases	Percentage
EMPLOYMENT VISA		1	 1.1%
FRENCH CITIZENSHIP		1	 1.1%
GREEN CARD LOTTERY		1	 1.1%
NO ANSWER		1	 1.1%
OBTAINED PASSPORT		1	 1.1%
PASS PORT		1	 1.1%
PASSPORT AND VISA		1	 1.1%
PASSPORT,VISA/		2	 2.1%
RESIDENCE PERMIT FOR INTERNATIONAL STUDENTS		1	 1.1%
STUDENT VISA		3	 3.2%
STUDENT VISA, GREEN CARD		1	 1.1%
TRAVELLING DOCUMENTS		1	 1.1%

File : gh_qb_mig_attempts

q805_a: Specify applied papers

Value	Label	Cases	Percentage
USA DOCUMENTS		1	1.1%
VISA		72	75.8%
VISA DOCUMENT		1	1.1%
VISA DOCUMENTS		4	4.2%
VISA FOR FAMILY VISIT		1	1.1%
VISA,PASSPORT		1	1.1%
.b		8	

Warning: these figures indicate the number of cases found in the data file. They cannot be interpreted as summary statistics of the population of interest.

q805_b: Specify obtained papers

Information	[Type= discrete] [Format=character] [Missing=*/.b]
Statistics [NW/ W]	[Valid=9 /-] [Invalid=2 /-]
Universe	If q22 in 1 If q805_8 in 1
Literal question	805. What precise steps have you undertaken to reach "country aimed for"? Obtained papers => Specify which ones

Value	Label	Cases	Percentage
OBTAINED A VISA		1	11.1%
RECEIVED GREEN CARD		1	11.1%
RESIDENCE PERMIT		1	11.1%
STUDENT VISA FORMS, ISSO FORMS		1	11.1%
VISA		5	55.6%
.b		2	

Warning: these figures indicate the number of cases found in the data file. They cannot be interpreted as summary statistics of the population of interest.

q805_c: Specify other steps

Information	[Type= discrete] [Format=character] [Missing=*/.b]
Statistics [NW/ W]	[Valid=32 /-] [Invalid=2 /-]
Universe	If q22 in 1 If q805_11 in 1
Literal question	805. What precise steps have you undertaken to reach "country aimed for"? Other => Specify

Value	Label	Cases	Percentage
APPLIED AND WAS OFFERED A JOB		1	3.1%
APPLIED FOR A COLLEGE		1	3.1%
APPLIED FOR A TOURIST		1	3.1%

File : gh_qb_mig_attempts

q805_c: Specify other steps

Value	Label	Cases	Percentage
VISA BUT WAS DENIED			
APPLIED FOR A VISA		1	<div></div> 3.1%
APPLIED FOR A VISA AND WAS REFUSED		1	<div></div> 3.1%
APPLY FOR JOB		1	<div></div> 3.1%
CONNECTION MEN MADE PASSPORT FOR ME.		1	<div></div> 3.1%
EMBARKED ON A JOURNEY THROUGH LYBYA		1	<div></div> 3.1%
FORMER CLASSMATE ASSISTED FINANCIALLY		1	<div></div> 3.1%
GAVE MONEY TO CONEXION MEN.		1	<div></div> 3.1%
GOT INVITATION FROM A PENPAL		1	<div></div> 3.1%
HIGHLY SKILLED LOTTERY		1	<div></div> 3.1%
I SOUGHT THE HELP OF SOME FRIENDS WHO WERE HELPING		1	<div></div> 3.1%
I WENT THERE TO START LANGUAGE COURSES		1	<div></div> 3.1%
INVITATION LETTER, VISA APPLICATION FORM		1	<div></div> 3.1%
MOVED TO COTE D'IVOIRE		1	<div></div> 3.1%
MY BOYFRIEND ARRANGED WITH A CONNECTION MAN		1	<div></div> 3.1%

File : gh_qb_mig_attempts

q805_c: Specify other steps

Value	Label	Cases	Percentage
NOT STARTED YET		1	3.1%
PAID MONEY TO CONNECTION MAN		1	3.1%
PAID MONEY TO SOMEONE TO TAKE ME THERE		1	3.1%
STAKE USA LOTTERY		1	3.1%
STOPPED PLANS TO GET A VISA		1	3.1%
TOOK PREREQUISITE COURSES		1	3.1%
TRAVELLED TO COTE D'IVOIRE		1	3.1%
TRAVELLED TO LIBERIA		1	3.1%
TRAVELLED TO NIGERIA		1	3.1%
TRIPS TO USA WITH FIANCE		1	3.1%
USE LIBYA AS A TOUTE. STAYED IN LIBYA BUT DID NOT		1	3.1%
VISA		3	9.4%
WAS ABOUT TO PROCESS MY VISA AND RESIDENCE PERMIT		1	3.1%
.b		2	

Warning: these figures indicate the number of cases found in the data file. They cannot be interpreted as summary statistics of the population of interest.

q806: For what reason have you not been successful

Information	[Type= discrete] [Format=character] [Missing=*]		
Statistics [NW/ W]	[Valid=191 /-]		
Universe	If q22 in 1		
Literal question	806. According to you, for what reasons have you not (yet) been successful in getting to this country?		
Post-question	FILTER : If the plans have been interrupted => 807 Otherwise => Next period		
Interviewer's instructions	Note precisely and verbatim the entire response		
Value	Label	Cases	Percentage
.c		1	0.5%

File : gh_qb_mig_attempts

q806: For what reason have you not been successful

Value	Label	Cases	Percentage
1. I WAS REFUSED THE FIRST TIME 2. I AM SHORT OF MONEY NOW TO CONTINUE THE PROCESSING		1	<div><div></div></div> 0.5%
1.DID NOT WIN GREEN CARD LOTTERY 2.DID NOT HAVE ENOUGH FUNDS		1	<div><div></div></div> 0.5%
1.I DON'T HAVE ENOUGH MONEY. 2. MY SISTER PROMIISED TO COME FOR ME BUT SHE IS DELAYING.		1	<div><div></div></div> 0.5%
ALWAYS THOUGHT ABOUT GOING AND STARTING ALL STEPS NOW. I AM STILL IN THE PROCESS		1	<div><div></div></div> 0.5%
AMBASSY REJECTED APPLICATION FOR VISA		1	<div><div></div></div> 0.5%
ANOTHER PERSON RECEIVED THE OFFER		1	<div><div></div></div> 0.5%
APPLIED FOR A VISA BUT WAS REFUSED		1	<div><div></div></div> 0.5%
AT THAT TIME MY FAMILY(MY WIFE) ADVISED ME NOT TO GO		1	<div><div></div></div> 0.5%
AUTHORITIES THOUGHT I MIGHT NOT RETURN TO GHANA AGAIN		1	<div><div></div></div> 0.5%

File : gh_qb_mig_attempts

q806: For what reason have you not been successful

Value	Label	Cases	Percentage
BECAUSE CONNECTION FAILED		1	0.5%
BECAUSE I HAVE NOT BEEN SUCCESSFUL WITH THE VISA		1	0.5%
BECAUSE MY APPLICATIONS HAVE NOT BEEN SUCCESSFUL AND LACK OF MONEY		1	0.5%
BECAUSE OF FAMILY REASONS		2	1.0%
BECAUSE WAS SKIMMED		1	0.5%
BOUNCES VISA		1	0.5%
CENTRAL APPLICATION OFFICE DIDNT FORWARD APPLICATION IN TIME TO RELEVANT UNIVERSITY		1	0.5%
CHANGE OF MIND		1	0.5%
CONNECTION MEN TOOK MY MONEY AWAY		1	0.5%
COULD NOT MEET AMOUNT OF MONEY REQUIRED BY THE EMBASSY		1	0.5%
COULD NOT PASS THE INTERVIEW		1	0.5%
D.K		3	1.6%
DEATH OF MY FATHER		1	0.5%
DECIDED NOT TO GO		1	0.5%
DID NOT ENOUGH FUNDS		1	0.5%

File : gh_qb_mig_attempts

q806: For what reason have you not been successful

Value	Label	Cases	Percentage
DID NOT GO ON TIME		1	0.5%
DID NOT WIN THE LOTTERY		4	2.1%
DIDN'T WIN GREEN CARD LOTTERY		1	0.5%
DIDNT WIN		1	0.5%
DIFFICULT GETTING TRAVELLING DOCUMENTS		2	1.0%
DIFFICULT GETTING TRAVELLING SOCUMENTS		1	0.5%
DOCUMENTAR' PROBLEM		1	0.5%
DOCUMENTATI WAS NOT COMPLETE		1	0.5%
DON'T KNOW		2	1.0%
DONT KNOW		1	0.5%
DONT REALLY KNOW		1	0.5%
FAULT IN INVITATION LETTER		1	0.5%
FELL PREGNANAT		1	0.5%
FEW DAYS TO DEPARTURE I HAD TO RETURN MY FRIENDS GOODS TO GHANA, AND COULD NOT RETURN ON TIME TO EMBARK ON THE JOURNEY		1	0.5%
FINANCIAL PROBLEMS		1	0.5%
HAS NO DEPENDANTS THERE		1	0.5%
HAS NOT BEEN SUCCESSFUL		1	0.5%
HUSBAND DONT SUPPORT THE IDEA		1	0.5%

File : gh_qb_mig_attempts

q806: For what reason have you not been successful

Value	Label	Cases	Percentage
I AM IN EUROPE. HOLLAND		1	0.5%
I AM NOT A LUCKY PERSON IN LOTERRY		1	0.5%
I BECAME PREGNANT IN THE PROCESS SO I HAD TO WAIT OR ABANDON IT		1	0.5%
I CAN'T TELL YOU		2	1.0%
I CANNOT REALLY TELL		1	0.5%
I COULD NOT PAY THE ARREAS TO THE TRAVEL AGENT WHO HELPED ME SECURE THE VISA SO HE DID NOT GIVE IT TO ME		1	0.5%
I DID NOT HAVE ENOUGH MONEY		1	0.5%
I DID NOT PASS DURING THE INTERVIEW SESSION		1	0.5%
I DON'T HAVE AN INTEREST IN IT ANYMORE		1	0.5%
I DONT KNOW		2	1.0%
I DONT KNOW WHY THEY REFUSED TO GIVE ME VISA		1	0.5%
I DONâ€™T KNOW		1	0.5%
I HAD NO VISA AND IT BECAME DIFFICULT TO CROSS THE BORDERS		1	0.5%
I HAVE BEEN DENIED VISA BY THE USA EMBASSY		1	0.5%

File : gh_qb_mig_attempts

q806: For what reason have you not been successful

Value	Label	Cases	Percentage
I HAVE BEEN REFUSED VISA BY THE EMBASSY SEVERAL TIMES		1	<div><div></div></div> 0.5%
I HAVE NOT BEEN LUCKY ENOUGH TO WIN THE GREEN CARD LOTTERY		1	<div><div></div></div> 0.5%
I HONESTLY DON'T KNOW		2	<div><div></div></div> 1.0%
I HONESTLY DON'T KNOW.		1	<div><div></div></div> 0.5%
I JUST DONT KNOW		1	<div><div></div></div> 0.5%
I MAY NOT BE ABLE TO GO BECAUSE OF MY FINGER PRINTS (WAS DEPORTED IN 2000)		1	<div><div></div></div> 0.5%
I MAY NOT COME BACK AGAIN		1	<div><div></div></div> 0.5%
I SIMPLY DON'T KNOW		1	<div><div></div></div> 0.5%
I WANTED SCHOLARSHIP BEFORE GOING BUT I WAS TOLD I CANNOT HAVE IT AT THAT POINT SO I AM STILL ON IT.		1	<div><div></div></div> 0.5%
I WAS ABLE TO CONVINCE THEM AT THE INTERVIEW		1	<div><div></div></div> 0.5%
I WAS DECEIVED BY THE PERSON AS HE SPENT MY MONEY		1	<div><div></div></div> 0.5%
I WAS DENIED A VISA		1	<div><div></div></div> 0.5%
I WAS DENIED A VISA TWICE BY THE EMBASSY.		1	<div><div></div></div> 0.5%
I WAS DENIED A VISA.		1	<div><div></div></div> 0.5%

File : gh_qb_mig_attempts

q806: For what reason have you not been successful

Value	Label	Cases	Percentage
I WAS DENIED THE VISA BECAUSE I WAS TOLD MY DNA & MY FATHER'S OWN DOES NOT MATCH		1	0.5%
I WAS DENIED VISA		1	0.5%
I WAS DENIED VISA WHEN I APPLIED FOR IT		1	0.5%
I WAS DEPORTED AFTER A WEEK WHEN MY VISA EXPIRED		1	0.5%
I WAS DETAINED AND DEPORTED BACK TO SENEGAL		1	0.5%
I WAS DISAPPOINTED WHEN I WENT FOR THE VISA AT U.K EMBASSY IN GHANA		1	0.5%
I WAS LATE I DID NOT GO TO THE EMBASSY THE DAY I WAAS ASKED TO GO		1	0.5%
I WAS NOT LUCKY ESPECIALLY WITH THE GREEN CARD		1	0.5%
I WAS NOT THAT MUCH FINANCIALLY INCLINED		1	0.5%
I WAS REFUSED ENTRY		1	0.5%
I WAS REFUSED THE VISA		1	0.5%
I WAS REFUSED THE VISA AT THE EMBASSY		1	0.5%

File : gh_qb_mig_attempts

q806: For what reason have you not been successful

Value	Label	Cases	Percentage
I WAS REFUSED THE VISA BECAUSE ANOTHER PERSON HAS NOT RETURNED WHEN HE WAS GIVEN THE VISA		1	0.5%
I WAS REFUSED THE VISA BY THE EMBASSY		1	0.5%
I WAS REFUSED TO ENTER THE COUNTRY		1	0.5%
I WAS REFUSED VISA		1	0.5%
I WAS REJECTED AT THE US EMBASSY		1	0.5%
I WAS REJECTED VISA FOR ALL THE TIMES I APPLIED		1	0.5%
I WILL NOT COME BACK ONCE I GET THERE		1	0.5%
I WON A VISA LOTTERY BUT DIDN'T GET ALL I NEEDED TO GO IN 1992		1	0.5%
I WS TOLD TO CONSUKT A LAWYER FIRST AND I DIDN'T KNOW WHY SO I ABORTED IT		1	0.5%
INSUFFICIENT FUNDS		2	1.0%
IT IS VERY DIFFICULT TO GO IF YOU ARE IN GHANA		1	0.5%
IT WAS A LOTTERY, WASN'T ACCEPTED		1	0.5%

File : gh_qb_mig_attempts

q806: For what reason have you not been successful

Value	Label	Cases	Percentage
ITS LOTTERY, YOU MIGHT WIN OR NOT.		1	0.5%
JUST THAT ALL IS NOT SET		1	0.5%
JUST WAS NOT LUCKY TO WIN THE LOTTERY		1	0.5%
KANGUAGE AND JOB OPPORTUNITIE		1	0.5%
LACK OF ENOUGH MONEY TO MEET THE JOURNEY REQUIRMENTS		1	0.5%
MAY BE APPLICATION WAS NOT COMPLETE		1	0.5%
NO DEPENDANTS THERE WAS STILL A STUDENT		1	0.5%
NO REASON		3	1.6%
NO REASON THEY ONLY SAY TRY AGAIN		1	0.5%
NO REASON THEY ONLY SAY TRY LATER		1	0.5%
NO SCHOLARSHIP AVAIABLE		1	0.5%
NO SCHOLARSHIP AVAILABLE		1	0.5%
NO SCHOLARSHIP OBTAINED		2	1.0%
NO SHOLARSHIP OBTAINED		1	0.5%
NOT ENOUGH FUNDS SO I MAY NOT COME BACK		1	0.5%
NOT ENOUGH MONEY IN BANK		1	0.5%

File : gh_qb_mig_attempts

q806: For what reason have you not been successful

Value	Label	Cases	Percentage
STATEMENT PROVIDED			
NOT LUCKY		2	<div><div></div></div> 1.0%
NOT LUCKY TO WIN THE LOTTERY		1	<div><div></div></div> 0.5%
NOT READY YET TO MAKE PROCEEDINGS		1	<div><div></div></div> 0.5%
NOT SO SERIOUS		1	<div><div></div></div> 0.5%
NOTHING; THEY JUST REFUSED TO GIVE ME THE VISA.		1	<div><div></div></div> 0.5%
PARTICULARS WERE NOT VALID		1	<div><div></div></div> 0.5%
PROGRAME OVERDUE		1	<div><div></div></div> 0.5%
RECRUITMENT AGENCY WAS DISCREDITED		1	<div><div></div></div> 0.5%
REFUSED VISA		1	<div><div></div></div> 0.5%
REFUSED VISA BY EMBASSY.		1	<div><div></div></div> 0.5%
REFUSED VISA IN NIGERIA		1	<div><div></div></div> 0.5%
REFUSED VISA NO MORE FOR THE JOURNEY		1	<div><div></div></div> 0.5%
REJECTED BY THE AMERICAN EMBASSY		1	<div><div></div></div> 0.5%
SEE COLUMN 1		1	<div><div></div></div> 0.5%
SHE DID NOT GET A GOOD GUARANTOR FOR HER STUDIES		1	<div><div></div></div> 0.5%
STILL PREPARING		1	<div><div></div></div> 0.5%
STILL THINKING ABOUT IT AND GOING TO USA IN 2010 TO SEE IF THINGS ARE		1	<div><div></div></div> 0.5%

File : gh_qb_mig_attempts

q806: For what reason have you not been successful

Value	Label	Cases	Percentage
BETTER THAN UK			
THE AGENT WAS ASSISTING ME FAILED ME IN GETTING THE RIGHT DOCUMENTS		1	<div><div></div></div> 0.5%
THE AGENT WHO CAME EARLER DUPED MY FRIENDS SO I REFUSED THIS TIME		1	<div><div></div></div> 0.5%
THE AUTHORITIES CLAIMED THAT THE INVITEE DID NOT HAVE FINANCIAL STANDINGD		1	<div><div></div></div> 0.5%
THE BANK STATEMENT REQUIRED WAS TOO HIGH FOR ME		1	<div><div></div></div> 0.5%
THE CAPTAIN OF THE SHIP DROPPED US IN GUINEA. HE SQANDED OUR MONEY		1	<div><div></div></div> 0.5%
THE COONECTION "MEN" DID NOT DO THE RIGTH VISA. THEY GAVE ME A FAKE VISA.		1	<div><div></div></div> 0.5%
THE EMBASSY HAS REFUSED ME VISA TWICE		1	<div><div></div></div> 0.5%
THE EMBSSY REFUSED GIVING US THE VISA		1	<div><div></div></div> 0.5%
THE FEES WERE TOO HIGH		1	<div><div></div></div> 0.5%
THE IMMIGRATION IN ISRAEL REFUSED TO ALLOW ME		1	<div><div></div></div> 0.5%

File : gh_qb_mig_attempts

q806: For what reason have you not been successful

Value	Label	Cases	Percentage
IN ALL MY DOCUMENTS WRE CORRECT			
THE LANGUAGE DIFFICULTY		1	<div></div> 0.5%
THE MIDDLE MEN RUN AWAY WITH MY MONEY AND NEVER BROUGHT THE PROMISED PASSPORT		1	<div></div> 0.5%
THE MIDDLE MENN TOOK MY MONEY AWAY.		1	<div></div> 0.5%
THE ONE I PAID THE MONEY TO DECEIVED ME		1	<div></div> 0.5%
THE PAPER DID NOT GO THROUGH		1	<div></div> 0.5%
THE PERSON SUPPOSE TO HELP ME WITH THE PROCESS SAID IS TOO LATE		1	<div></div> 0.5%
THE PERSON TO PROCESS THE DOCUMENT FAILED ME. (CONNECTION MAN)		1	<div></div> 0.5%
THE VISA FRAUDSTER BOLTED WITH MY MONEY		1	<div></div> 0.5%
THERE WAS A GOZIP THERE AND THE REVOLUTION STOPED ME		1	<div></div> 0.5%
THESE PEOPLE WHOSE HELP I SOUGHT WERE FRAUDSIERS		1	<div></div> 0.5%
THEY DENIED ME VISA WHEN I DID		1	<div></div> 0.5%

File : gh_qb_mig_attempts

q806: For what reason have you not been successful

Value	Label	Cases	Percentage
APPLY TO THE EMBASSY			
THEY DID NOT GIVE ME VISA		1	<div></div> 0.5%
THEY REQUESTED FOR DADS DOCUMENTS BUT HE WAS NOT AVAILABLE AT THE MOMENT		1	<div></div> 0.5%
THEY SAID IT WAS LIKELY I WOULD NOT COME BACK		1	<div></div> 0.5%
THEY THOUGHT I WAS GOING TO STAY THERE		1	<div></div> 0.5%
TRAVEL AGENT (CONNECTION MAN) ABSCONDED WITH MONEY		1	<div></div> 0.5%
TURNED DOWN BECAUSE OF BIRTH OF MY FIRST SON. PERSONAL REASONS		1	<div></div> 0.5%
VERY UNLUCKY		1	<div></div> 0.5%
VISA BOUNCED		1	<div></div> 0.5%
VISA DENIED DUE TO LACK OF MONEY		1	<div></div> 0.5%
VISA NOT GRANTED ON SEVERAL ATTEMPTS		1	<div></div> 0.5%
VISA REFUSAL SINCE DADDY DIDN'T HAVE ENOUGH MONEY IN BANK A/C TO GIVER TRIP		1	<div></div> 0.5%
VISA REFUSED		2	<div></div> 1.0%

File : gh_qb_mig_attempts

q806: For what reason have you not been successful

Value	Label	Cases	Percentage
VISA TURNED DOWN		1	0.5%
VISA WAS DENIED		1	0.5%
WAS REFUSED A VISA BECAUSE I DID NOT HAVE MONEY		1	0.5%
WAS REFUSED THE VISA APPLICATION FOR INSUFFICIENT FUNDS		1	0.5%
WAS REFUSED VISA		2	1.0%
WAS REFUSED VISA APPLICATION		2	1.0%
WAS REFUSED VISA AT THE AMBASSY		1	0.5%
WAS REFUSED VISA BY THE EMBASSY		1	0.5%
WAS REFUSED VISA IN GHANA		1	0.5%
WE WERE REFUSED VISA TO TRAVEL		1	0.5%
YES		1	0.5%

Warning: these figures indicate the number of cases found in the data file. They cannot be interpreted as summary statistics of the population of interest.

q806c2: Reasons for attempt failure coded level 2

Information	[Type= discrete] [Format=numeric] [Range= 111-2147483624] [Missing=*]		
Statistics [NW/ W]	[Valid=185 /-] [Invalid=1522 /-]		
Universe	If q22 in 1		
Notes	Reasons for attempt failure coded level 2, constructed from the open variable q806 (detailed codes more than 20)		
Value	Label	Cases	Percentage
111	Visa refusal/couldn't get visa	52	28.1%
112	No visa	1	0.5%
113	Difficulties to get documents	4	2.2%
114	Fake documents	0	
115	A document missing/no accomodation certificate/no bank state	4	2.2%
116	Not authorized to enter the country / was turned back	4	2.2%
117	Was arrested at borders / was repatriated	0	
118	Process too long / Slow and heavy administrative matters	1	0.5%
119	Didn t win the lottery (green card)	12	6.5%

File : gh_qb_mig_attempts

q806c2: Reasons for attempt failure coded level 2

Value	Label	Cases	Percentage
120	Other administrative reasons	5	2.7%
121	Authorities think he will not come back	4	2.2%
122	Failed his interview to obtain legal documents	2	1.1%
123	Registration does not success	0	
211	Marriage	0	
212	Pregnancy / had a child	3	1.6%
213	Want to take a family member with him	0	
214	Family s refusal / opposition to departure / family pressure	1	0.5%
215	His family is here / want to stay with his family	0	
216	Death of a family member	1	0.5%
217	Separation	0	
218	Family problems	0	
219	Family/ friends failed to bring him there	0	
220	Family member who was supposed to help him came back/ died	2	1.1%
221	Illness	0	
222	Other family reasons	1	0.5%
223	Other personal reasons	0	
311	No scholarship / Didn t get the scolarship	6	3.2%
312	Problem with the employment contract at destination	1	0.5%
313	Financial requirements too high/ costly process / financiall	1	0.5%
314	Financial problems/ not enough money/no job	15	8.1%
411	Ongoing steps / started the process	2	1.1%
412	Awaiting for documents / delay period for the file	0	
413	Awaiting for somebody to to take him there	0	
414	Family/ friend is dealing with documents	0	
415	Awaiting for setting his affairs here	0	
416	Awaiting for registration	0	
511	Agent/ smugler took his money / swindled him	11	5.9%
512	Agent/ smugler dropped him at a wrong destination	0	
513	Problems with the agent/ the agent failed	4	2.2%
514	Was swindled for the visa	1	0.5%
515	Lost on the sea/problem with the canoe	0	
516	Familly/friends fail to bring him there	0	
517	No support/no accomodation	3	1.6%
518	Family member who was supposed to help him came back/died	0	
611	Passed an examination / got registered to an university	0	
612	Change of destination/ setting up a plan for another country	0	
613	Change of mind / decision not to go/ not interested anymore	1	0.5%
614	Easier to stay / want to work here /want to succeed here	0	
615	Prefer/ appreciate his country of residence	0	
616	Not ready	2	1.1%
617	Friend s advice (not to go)	0	
618	Must achieve his studies	0	

File : gh_qb_mig_attempts

q806c2: Reasons for attempt failure coded level 2

Value	Label	Cases	Percentage
619	Found a job	0	
620	Is looking for another solution	0	
621	The life goes on	0	
622	Decision to go back to the home country	0	
711	God / destiny / no luck	6	3.2%
712	Discouragement / frustration / lost the hope	2	1.1%
713	No step undertook / Don t know the steps to undertake/ diffi	1	0.5%
714	Project not well-planned/ not serious	1	0.5%
715	Had not the occasion	0	
716	Not the right time / not the time of his luck	3	1.6%
717	Language barrier/difficulties	1	0.5%
718	Steps failed / tried many times but failed	0	
719	No other choice/ no other solution/ unworkable project / no	0	
720	Waste of time	0	
721	Other	6	3.2%
722	Don t know	18	9.7%
723	Don t want to say	2	1.1%
724	Stop in other county of transit	0	
725	Impossible/No change to reach/hard to reach from the origin	1	0.5%
Sysmiss		1522	

Warning: these figures indicate the number of cases found in the data file. They cannot be interpreted as summary statistics of the population of interest.

q806c1: Reasons for attempt failure coded level 1

Information	[Type= discrete] [Format=numeric] [Range= 1-7] [Missing=*]
Statistics [NW/ W]	[Valid=185 /-] [Invalid=1522 /-]
Universe	If q22 in 1
Notes	Reasons for attempt failure coded level 1, constructed from the open variable q806

Value	Label	Cases	Percentage
1	Administrative reasons	89	48.1%
2	Familial and personal reasons	8	4.3%
3	Financial reasons	23	12.4%
4	Waiting/steps current	2	1.1%
5	Problems with intermediate/other supports	19	10.3%
6	New projects	3	1.6%
7	Other reasons	41	22.2%
Sysmiss		1522	

Warning: these figures indicate the number of cases found in the data file. They cannot be interpreted as summary statistics of the population of interest.

q807: For what reason did you stop attempt

Information	[Type= discrete] [Format=character] [Missing=*]
Statistics [NW/ W]	[Valid=152 /-] [Invalid=0 /-]
Universe	If q22 in 1 If the plans have been interrupted
Literal question	807. For what reason(s) did you abandon the plan of migrating to this country?

File : gh_qb_mig_attempts

q807: For what reason did you stop attempt

Interviewer's instructions Note precisely and verbatim the entire response

Value	Label	Cases	Percentage
.b		4	2.6%
.c		2	1.3%
ABANDON FOR NOW		1	0.7%
AFTER THE FIRST EXPERIENCE WITH THE SHIP'S CAPTHAIN I DECIDED TO STOP		1	0.7%
APPLICATION WAS DECLINED AND HAD OFFER FROM UK LEEDS UNIVERSITY		1	0.7%
BANK CRUNCH IN GHANA AND CHANGE OF CUMENCY		1	0.7%
BEACUSE THEY BOUNCED ME		1	0.7%
BECAUSE I DO NOT HAVE ENOUGH RESOURCES		1	0.7%
BECAUSE I WENT TO TURKEY		1	0.7%
BECAUSE IT IS NOT COMPULSORY TO TRAVEL		1	0.7%
BECAUSE OF HER BABY BOY		1	0.7%
BECAUSE OF SON'S BIRTH		1	0.7%
BECAUSE OF THE PREGNANCY THAT CAME IN, IN THE PROCESS.		1	0.7%
BECAUSE SHE COULD NOT OBTAIN DOCUMENTS		1	0.7%
BECAUSE WAS DUBBED		1	0.7%

File : gh_qb_mig_attempts

q807: For what reason did you stop attempt

Value	Label	Cases	Percentage
BROTHER IN ITALY DIED		1	0.7%
CANT RAISE ANOTHER HUGE SUM OF MONEY FOR SUCH TRIPS.		1	0.7%
CHANGE OF MIND		1	0.7%
CONNECTION FAILED		1	0.7%
COULD NO LONGER OBTAIN PAPERS BECAUSE AGENCY DISCREDITED		1	0.7%
DEATH OF MY FATHER		1	0.7%
DECEIVED BY A TRAVELLING AGENT WITH A TAX CLEARANCE CERTIFICATE		1	0.7%
DECIDED TO GO BACK TO GHANA		1	0.7%
DID NOT GET MONEY FOR FEES		1	0.7%
DID NOT HAVE MONEY		1	0.7%
DID NOT WANT TO WASTE MY WASTE MY TIME ON IT ANYMORE		1	0.7%
DIDNT WIN		1	0.7%
DIFFICULT TO OBTAIN VISA		1	0.7%
DISCOURAGED WIFE GOT GOOD HOUSE KEEPING JOB IN HAARLEM		1	0.7%
DO NOT WANT TO GO THERE FOR NOW		1	0.7%
DUE TO FAMILY ISSUES		1	0.7%

File : gh_qb_mig_attempts

q807: For what reason did you stop attempt

Value	Label	Cases	Percentage
FAILED THE INTERVIEW		1	0.7%
FAILED TO OBTAIN A VISA		1	0.7%
FELL PREGNANT		1	0.7%
GOT A GOOD JOB IN GHANA AND I LIKED IT		1	0.7%
GOT A VISA TO THE UK		2	1.3%
GOT ADMISSION INTO UNIVERSITY HERE		1	0.7%
GOT ANNOYED WITH THE EMBASSY		1	0.7%
GOT MARRIED		1	0.7%
GOT TO GO TO ISRAEL		1	0.7%
HAD OTHER COMMITMENTS IN THE UK AND DIFFICULT FOR MY CHILDREN		1	0.7%
HAD A PERMIT TO STUDY IN THE NETHERLANDS		1	0.7%
HAVE NOT ABANDONED THE PLAN YET. WILL GO TO SEE US IN 2010		1	0.7%
HAVE TO CONTINUE WITH LIFE		1	0.7%
HE IS IN HOLLAND		1	0.7%
HUSBAND DONT SUPPORT		1	0.7%
I AM OK HERE		1	0.7%
I AM TIRED OF TRYING AND ALSO APPLY FOR THE VISA		1	0.7%

File : gh_qb_mig_attempts

q807: For what reason did you stop attempt

Value	Label	Cases	Percentage
I BECAME FRUSTRATED AND STOPPED		1	0.7%
I CAN MAKE IT HERE IN GHANA		1	0.7%
I CAN WORK HERE TO MAKE TO ENOUGH MONEY		1	0.7%
I COULD GET SOMEBODY TO HELP ME PREPARE ADEQUATELY		1	0.7%
I DECIDED TO JOIN MY HUSBAND THE FOLLOWING YEAR IN NIGERIA		1	0.7%
I DECIDED TO SWITCH TO USA		1	0.7%
I DID NOT UNDERSTAND WHY THEY REFUSED TO ALLOW ME IN SO I THOUGHT GOD DOES NOT WNT ME TO LIVE THERE		1	0.7%
I DID NOT WANT TO BE CAUGHT AGAIN		1	0.7%
I DID NOT WANT TO BE DEPORTED FROM THERE AGAIN		1	0.7%
I FELT IT IS OKAY HERE NOW FOR ME. I DON'T KNOW WHETHER I WILL TRY LATER.		1	0.7%
I GAVE BIRTH WITHIN THAT PERIOD SO THERE WAS NO NEED		1	0.7%

File : gh_qb_mig_attempts

q807: For what reason did you stop attempt

Value	Label	Cases	Percentage
LEAVING MY CHILD.			
I GOT FED UP		1	0.7%
I GOT MARRIED SO I HAD TO ABANDON THE PLAN		1	0.7%
I GOT THE CHANCE TO GO TO U.K		1	0.7%
I HAD NO SUPPORT FROM MY SISTERS TO GO TO THE USA		1	0.7%
I HAD SPENT A LOT AND WAS STILL NOT GET THE REQUIRED DOCUMENTS		1	0.7%
I HAD TO STOP BECAUSE MY SISTER WANTED TO HELP.		1	0.7%
I HAVE DECIDED TO STAY AND TAKE GOOD CARE OF CHILDREN.		1	0.7%
I HAVE LOST INTREST.		1	0.7%
I HAVE TRID SEVERAL TIMES BUT TONO AVAIL SO I HAD TO STOP		1	0.7%
I JUST ACCEPTED TO STAY IN GHANA		1	0.7%
I JUST FELT I SHOULD CONCENTRATE ON MY TRADE HERE WHEN THE APPROPRIATE TIME COMES I WILL GO.		1	0.7%
I JUST GOT FED UP		1	0.7%

File : gh_qb_mig_attempts

q807: For what reason did you stop attempt

Value	Label	Cases	Percentage
I RAN OUT OF MONEY		1	0.7%
I REALISE I WAS WASTING A LOT OF TIME & MONEY		1	0.7%
I REALISED U.S.A VISA'S WERE NO MORE DIFFICULT TO OBTAIN		1	0.7%
I STILL DID NOT GET THE SAID AMOUNT SO I ABONDEN IT		1	0.7%
I STOPPED AFTER I WAS REFUSED		1	0.7%
I TRIED TWICE AND BOTH DID NOT SUCCEED		1	0.7%
I WANTED TO TRY MY LUCK ELSEWHERE		1	0.7%
I WAS BACK IN GHANA & NO MORE INTERESTED		1	0.7%
I WAS BEING SENT BY MY UNCLE BUT HE STOPPED WHEN I REFUSED FOR THE FIRST TIME		1	0.7%
I WAS FED UP		1	0.7%
I WAS GIVEN IN THE END(02)		1	0.7%
I WAS NO MORE INTERESTED		2	1.3%
I WAS REFUSED ENTRY		1	0.7%
I WAS TIRED OF APPLYING, I HAD LOST HOPE IN IT		1	0.7%
I WAS WASTING MONEY		1	0.7%

File : gh_qb_mig_attempts

q807: For what reason did you stop attempt

Value	Label	Cases	Percentage
SINCE I WAS REFUSED TWO TIMES			
IDEM.		1	<div></div> 0.7%
JUST FORGOT ABOUT TRAVELING AND WILL SUCCEED IN GHANA		1	<div></div> 0.7%
JUST GOT FED UP		2	<div></div> 1.3%
LATER I REALIZE I MUST STAY AND TAKE GOOD CARE OF MY CHILDREN AND WIFE		1	<div></div> 0.7%
ME AND MY PARTNER SEPARATED		1	<div></div> 0.7%
MONEY RAN OUT, COULD NOT DEPEND ON PEOPLE		1	<div></div> 0.7%
MY BROTHER WHO WAS LIVING THERE RETURNS		1	<div></div> 0.7%
MY DAUGHTER LOST INTEREST IN ME COMING		1	<div></div> 0.7%
MY FATHER ABANDONDED THE PLAN SO I HAD NO OPTIONS.BECA HE THOUGHT I WAS NOT THE CHILD.		1	<div></div> 0.7%
MY HUSBAND GOT RESIDENCE PERMIT AND A JOB IN THE NETHERLANDS		1	<div></div> 0.7%
MY HUSBAND HAS REFUSED SO THERE WILL BE NO NEED		1	<div></div> 0.7%
MY HUSBAND HAS RETURNED		1	<div></div> 0.7%

File : gh_qb_mig_attempts

q807: For what reason did you stop attempt

Value	Label	Cases	Percentage
SO THERE IS NO NEED SHE MIGHT GO TO THE U.S BUT NOT NOW			
MY MONEY GOT FINISHED AT NIGERIA SO I HAD TO COME BACK. SO I ABANDONED MY PLANS.		1	<div><div></div></div> 0.7%
NO SCHOLARSHIP AVAIAABLE		2	<div><div></div></div> 1.3%
NO SCHOLARSHIP OBTAINED		3	<div><div></div></div> 2.0%
NO SHOLARSHIP OBTAINED		1	<div><div></div></div> 0.7%
NOT EASY TO SETTLE IN ANOTHER COUNTRY		1	<div><div></div></div> 0.7%
PARTNER HELPING FOUND OUT I HAD MARRIED AND GIVING BIRTH		1	<div><div></div></div> 0.7%
REFUSAL OF ENTRY VISA		1	<div><div></div></div> 0.7%
REFUSED VISA TO GO TO UK		1	<div><div></div></div> 0.7%
REFUSED OF VISA FOR INSUFFICIENT FUNDS		1	<div><div></div></div> 0.7%
SEE COLUMN 1		1	<div><div></div></div> 0.7%
SHE GOT ADMISSION TO THE UNIVERSITY IN GHANA		1	<div><div></div></div> 0.7%
SHE WAS ENROLLED AT THE TEACHER TRAININ COLLEGE IN GHANA		1	<div><div></div></div> 0.7%
SINCE DADDY DIDN'T HAVE ENOUGH		1	<div><div></div></div> 0.7%

File : gh_qb_mig_attempts

q807: For what reason did you stop attempt

Value	Label	Cases	Percentage
MONEY THERE WAS NO NEED PURSING IT.			
SINCE I FAILED IN GETTING THERE I SOPED TRYING		1	<div><div></div></div> 0.7%
SINCE I WAS DENIED THE VISA I FORGOT ABOUT IT		1	<div><div></div></div> 0.7%
STARTED TRADING		1	<div><div></div></div> 0.7%
STARTED WORKING IN GHANA		1	<div><div></div></div> 0.7%
THE APPLICATION PROCESS WAS TOO DIFFICULT		1	<div><div></div></div> 0.7%
THE BUSINESS DEAL WAS TAKEN BY ANOTHER INDIVIDUAL		1	<div><div></div></div> 0.7%
THE FRANDSIERS TOOK MY MONEY AWAY		1	<div><div></div></div> 0.7%
THE FRANTRATION WERE JUST TOO MANY		1	<div><div></div></div> 0.7%
THE LANGUAGE DIFFICULTY		1	<div><div></div></div> 0.7%
THE PAIN OF LOOSING MY MONEY TO CONNECTION MEN HURT ME.		1	<div><div></div></div> 0.7%
THE PERSON LEARNING THE MIGRATION MAN SOUROUNDED MY MONEY AND RUN AWAY		1	<div><div></div></div> 0.7%

File : gh_qb_mig_attempts

q807: For what reason did you stop attempt

Value	Label	Cases	Percentage
THE PROCESS WAS TAKING ALL MY MONEY AND IT BECAME DIFFICULT		1	0.7%
THE PROCESS WAS TOO FRUSTRATING		1	0.7%
THE WHITES HELPING HAD LEFT		1	0.7%
THERE HAS BEEN A SEPERATION BETWEEN MYSELF AND MY PARTNER WHO WAS HELPING ME		1	0.7%
THERE WERE SOME FAMILY ISSUES THAT HAD TO BE DEALT WITH		1	0.7%
THEY REFUSED ME THE VISA		2	1.3%
THEY REFUSED TO GIVE ME PAPERS.		1	0.7%
THOUGHT LIBYA WAS OKAY		1	0.7%
VISA DENIED		1	0.7%
VISA REFUSAL		1	0.7%
VISA WAS TURNED DOWN		1	0.7%
WANTED TO WORK HERE IN GHANA		1	0.7%
WAS ADVISED BY MY FAMILY TO STAY IN GHANA		1	0.7%
WAS NOT INTERESTED ANYMORE		1	0.7%
WAS PERSUADED TO JOIN FATHERS BUSINESS		1	0.7%

File : gh_qb_mig_attempts

q807: For what reason did you stop attempt

Value	Label	Cases	Percentage
WAS REFUSED VISA BY EMBASSY		1	0.7%
WAS TIRED IT BECAME FRUSTRATING		1	0.7%
WAS WASTING TIME AND WANTED TO CONCENTRATE ON RELATIONSHIP HERE		1	0.7%
WE WERE DEPORTED FROM NIGERIA		1	0.7%

Warning: these figures indicate the number of cases found in the data file. They cannot be interpreted as summary statistics of the population of interest.

q807c2: Reasons for stopping attempt coded level 2

Information	[Type= discrete] [Format=numeric] [Range= 111-2147483624] [Missing=*]
Statistics [NW/ W]	[Valid=142 -/] [Invalid=1565 -/]
Universe	If q22 in 1 If the plans have been interrupted
Notes	Reasons for stopping attempt coded level 2, constructed from the open variable q807 (detailed codes more than 20)

Value	Label	Cases	Percentage
111	Visa refusal/couldn t get visa	10	7.0%
112	No visa	0	
113	Difficulties to get documents	3	2.1%
114	Fake documents	0	
115	A document missing/no accomodation certificate/no bank state	1	0.7%
116	Not authorized to enter the country / was turned back	1	0.7%
117	Was arrested at borders / was repatriated	2	1.4%
118	Process too long / Slow and heavy administrative matters	0	
119	Didn t win the lottery (green card)	1	0.7%
121	Authorities think he will not come back	3	2.1%
122	Failed his interview to obtain legal documents	0	
123	Registration does not success	0	
211	Marriage	2	1.4%
212	Pregnancy / had a child	5	3.5%
213	Want to take a family member with him	0	
214	Family s refusal / opposition to departure / family pressure	1	0.7%
215	His family is here / want to stay with his family	2	1.4%
216	Death of a family member	1	0.7%
217	Separation	3	2.1%
218	Family problems	2	1.4%
219	Family/ friends failed to bring him there	0	

File : gh_qb_mig_attempts

q807c2: Reasons for stopping attempt coded level 2

Value	Label	Cases	Percentage
220	Family member who was supposed to help him came back/ died	6	4.2%
221	Illness	0	
222	Other family reasons	2	1.4%
223	Other personal reasons	0	
311	No scholarship / Didn t get the scolarship	6	4.2%
312	Problem with the employment contract at destination	1	0.7%
313	Financial requirements too high/ costly process / financiall	1	0.7%
314	Financial problems/ not enough money/no job	7	4.9%
411	Ongoing steps / started the process	1	0.7%
412	Awaiting for documents / delay period for the file	0	
413	Awaiting for somebody to to take him there	0	
414	Family/ friend is dealing with documents	0	
415	Awaiting for setting his affairs here	0	
416	Awaiting for registration	0	
511	Agent/ smugler took his money / swindled him	3	2.1%
512	Agent/ smugler dropped him at a wrong destination	0	
513	Problems with the agent/ the agent failed	2	1.4%
514	Was swindled for the visa	0	
515	Lost on the sea/problem with the canoe	0	
516	Familly/friends fail to bring him there	0	
517	No support/no accomodation	2	1.4%
518	Family member who was supposed to help him came back/died	3	2.1%
611	Passed an examination / got registered to an university	2	1.4%
612	Change of destination/ setting up a plan for another country	11	7.7%
613	Change of mind / decision not to go/ not interested anymore	8	5.6%
614	Easier to stay / want to work here /want to succeed here	8	5.6%
615	Prefer/ appreciate his country of residence	2	1.4%
616	Not ready	0	
617	Friend s advice (not to go)	0	
618	Must achieve his studies	0	
619	Found a job	3	2.1%
620	Is looking for another solution	0	
621	The life goes on	1	0.7%
622	Decision to go back to the home country	1	0.7%
711	God / destiny / no luck	1	0.7%
712	Discouragement / frustation / lost the hope	15	10.6%
713	No step undertook / Don t know the steps to undertake/ diffi	1	0.7%
714	Project not well-planned/ not serious	0	
715	Had not the occasion	0	
716	Not the right time / not the time of his luck	2	1.4%
717	Language barrier/difficulties	1	0.7%
718	Steps failed / tried many times but failed	5	3.5%
719	No other choice/ no other solution/ unworkable project / no	0	

File : gh_qb_mig_attempts

q807c2: Reasons for stopping attempt coded level 2

Value	Label	Cases	Percentage
720	Waste of time	4	2.8%
721	Other	5	3.5%
722	Don't know	0	
723	Don't want to say	0	
724	Stop in other country of transit	1	0.7%
725	Impossible/No change to reach/hard to reach from the origin	0	
Sysmiss		1565	

Warning: these figures indicate the number of cases found in the data file. They cannot be interpreted as summary statistics of the population of interest.

q807c1: Reasons for stopping attempt coded level 1

Information	[Type= discrete] [Format=numeric] [Range= 1-2147483624] [Missing=*]
Statistics [NW/ W]	[Valid=142 /-] [Invalid=1565 /-]
Universe	If q22 in 1 If the plans have been interrupted
Notes	Reasons for stopping attempt coded level 1, constructed from the open variable q807

Value	Label	Cases	Percentage
1	Administrative reasons	21	14.8%
2	Familial and personal reasons	24	16.9%
3	Financial reasons	15	10.6%
4	Waiting /steps current	1	0.7%
5	Problems with intermediate/other supports	10	7.0%
6	New projects	36	25.4%
7	Other reasons	35	24.6%
Sysmiss		1565	

Warning: these figures indicate the number of cases found in the data file. They cannot be interpreted as summary statistics of the population of interest.

flag_age: Less than 25 years and more than 75 years

Information	[Type= discrete] [Format=numeric] [Range= 0-1] [Missing=*]
Statistics [NW/ W]	[Valid=1707 /-] [Invalid=0 /-]
Definition	The migrant is younger than 25 or older than 75 at the time of the survey.
Notes	These individuals have ages very close to the thresholds 25-75.

Value	Label	Cases	Percentage
0	No	1700	99.6%
1	Yes	7	0.4%

Warning: these figures indicate the number of cases found in the data file. They cannot be interpreted as summary statistics of the population of interest.

flag_arrival: First migration in Europe before 18

Information	[Type= discrete] [Format=numeric] [Range= 0-1] [Missing=*]
Statistics [NW/ W]	[Valid=1707 /-] [Invalid=0 /-]
Definition	The migrant (current or returnee) arrived in Europe the 1st time before 18.

Value	Label	Cases	Percentage
0	No	1700	99.6%
1	Yes	7	0.4%

Warning: these figures indicate the number of cases found in the data file. They cannot be interpreted as summary statistics of the population of interest.

File : gh_qb_mig_attempts	
# weight_eur: Weighting normalized on the 3 european countries	
Information	[Type= continuous] [Format=numeric] [Range= 0.123741947114468-2.92577934265137] [Missing=*]
Statistics [NW/ W]	[Valid=442 /-] [Invalid=1265 /-]
Definition	Use when working on the European countries pooled together (for example, the Senegalese population sampled in France, Italy and Spain). It should not be used if the analyses include individuals surveyed in Africa.
# weight_all: Weighting normalized on the 4 countries	
Information	[Type= continuous] [Format=numeric] [Range= 0.043433666229248-7.21617412567139] [Missing=*]
Statistics [NW/ W]	[Valid=1707 /-] [Invalid=0 /-]
Definition	Use when working on all countries of the MAFE survey (for example, Senegalese population from Senegalese, French, Italian and Spanish samples).
# weight_ctry: Weighting normalized by country	
Information	[Type= continuous] [Format=numeric] [Range= 0.054081816226244-5.26600313186646] [Missing=*]
Statistics [NW/ W]	[Valid=1707 /-] [Invalid=0 /-]
Definition	Use when working on a single country (for example, the Senegalese population sampled only in Senegal, or in any single European country).

File : gh_qb_migration

ident: Biographic individual identifier

Information	[Type= discrete] [Format=character] [Missing=*]
Statistics [NW/ W]	[Valid=1958 /-] [Invalid=0 /-]
Definition	Individual identifiant = 1st letter of country + n° of questionnaire compost

id_country: Country of the survey

Information	[Type= discrete] [Format=character] [Missing=*]
Statistics [NW/ W]	[Valid=1958 /-] [Invalid=0 /-]
Definition	Country where the data was collected: - G = Ghana - N = Netherlands - U = United Kingdom

Value	Label	Cases	Percentage
G		1334	<div></div> 68.1%
N		412	<div></div> 21.0%
U		212	<div></div> 10.8%

Warning: these figures indicate the number of cases found in the data file. They cannot be interpreted as summary statistics of the population of interest.

n_menage: ID of the HH

Information	[Type= continuous] [Format=numeric] [Range= 3-2011] [Missing=*]
Statistics [NW/ W]	[Valid=1334 /-] [Invalid=624 /-]
Definition	Household ID Only available for Africa

n_indiv: ID of the individual in the HH

Information	[Type= continuous] [Format=numeric] [Range= 0-100] [Missing=*]
Statistics [NW/ W]	[Valid=1334 /-] [Invalid=624 /-]
Definition	ID of each individual within her/his household Only available for Africa

num_dr: DR number

Information	[Type= continuous] [Format=numeric] [Range= 1-58] [Missing=*]
Statistics [NW/ W]	[Valid=1266 /-] [Invalid=692 /-]
Definition	Survey area ID Only available for Africa

strata_area: Strata - DR level

Information	[Type= discrete] [Format=numeric] [Range= 1-10] [Missing=*]
Statistics [NW/ W]	[Valid=1314 /-] [Invalid=644 /-]
Definition	Region area Only available for Africa

Value	Label	Cases	Percentage
1	Accra	899	<div></div> 68.4%
2	Kumasi	415	<div></div> 31.6%
Sysmiss		644	

Warning: these figures indicate the number of cases found in the data file. They cannot be interpreted as summary statistics of the population of interest.

strata_hh: Strata - household level

Information	[Type= discrete] [Format=numeric] [Range= 0-2] [Missing=*]
-------------	--

File : gh_qb_migration

strata_hh: Strata - household level

Statistics [NW/ W] [Valid=1314 /-] [Invalid=644 /-]

Definition Stratification by household migrant status according to the screening survey
Only available for Africa

Value	Label	Cases	Percentage
0	HH with no migrant	568	43.2%
1	HH with returnee(s)	192	14.6%
2	HH with current migrant(s)	554	42.2%
Sysmiss		644	

Warning: these figures indicate the number of cases found in the data file. They cannot be interpreted as summary statistics of the population of interest.

strata_ind: Strata - individual level

Information [Type= discrete] [Format=numeric] [Range= 1-3] [Missing=*]

Statistics [NW/ W] [Valid=1306 /-] [Invalid=652 /-]

Definition 3 strata according to the individuals' migratory status
Only available for Africa

Value	Label	Cases	Percentage
1	Return migrant	375	28.7%
2	Partner of a migrant	114	8.7%
3	Other non migrant	817	62.6%
Sysmiss		652	

Warning: these figures indicate the number of cases found in the data file. They cannot be interpreted as summary statistics of the population of interest.

num_mig: Migration number

Information [Type= discrete] [Format=numeric] [Range= 1-10] [Missing=*]

Statistics [NW/ W] [Valid=1043 /-] [Invalid=915 /-]

Universe If Ego has already stayed outside Ghana

Value	Label	Cases	Percentage
1		753	72.2%
2		214	20.5%
3		57	5.5%
4		13	1.2%
5		4	0.4%
6		1	0.1%
7		1	0.1%
Sysmiss		915	

Warning: these figures indicate the number of cases found in the data file. They cannot be interpreted as summary statistics of the population of interest.

q1: Sex

Information [Type= discrete] [Format=numeric] [Range= 1-9999] [Missing=*]

Statistics [NW/ W] [Valid=1958 /-] [Invalid=0 /-]

Literal question Q1. The respondent is:

Post-question To begin with, I would like to note the major events and periods of your life on this grid. We will begin at the time of your birth. Later we will look at these periods of life in some more detail.

Value	Label	Cases	Percentage
1	Man	918	46.9%

File : gh_qb_migration

q1: Sex

Value	Label	Cases	Percentage
2	Woman	1040	<div><div></div></div> 53.1%

Warning: these figures indicate the number of cases found in the data file. They cannot be interpreted as summary statistics of the population of interest.

q1a: Year of birth

Information	[Type= discrete] [Format=numeric] [Range= 1932-9999] [Missing=*]
Statistics [NW/ W]	[Valid=1958 /-] [Invalid=0 /-]
Literal question	Q1A. To start with, and to help us to set a time scale, could you tell me in which year you were born (or your age as at last birthday)? Year of birth
Interviewer's instructions	GRID: Locate year of birth in the grid, note 0 in the columns titled "age", and fill in these columns by retracing the age till the current age of the respondent.

Value	Label	Cases	Percentage
1933		1	<div><div></div></div> 0.1%
1934		6	<div><div></div></div> 0.3%
1935		6	<div><div></div></div> 0.3%
1936		8	<div><div></div></div> 0.4%
1937		8	<div><div></div></div> 0.4%
1938		4	<div><div></div></div> 0.2%
1939		12	<div><div></div></div> 0.6%
1940		10	<div><div></div></div> 0.5%
1941		4	<div><div></div></div> 0.2%
1942		4	<div><div></div></div> 0.2%
1943		7	<div><div></div></div> 0.4%
1944		21	<div><div></div></div> 1.1%
1945		14	<div><div></div></div> 0.7%
1946		10	<div><div></div></div> 0.5%
1947		16	<div><div></div></div> 0.8%
1948		19	<div><div></div></div> 1.0%
1949		32	<div><div></div></div> 1.6%
1950		24	<div><div></div></div> 1.2%
1951		26	<div><div></div></div> 1.3%
1952		37	<div><div></div></div> 1.9%
1953		37	<div><div></div></div> 1.9%
1954		40	<div><div></div></div> 2.0%
1955		42	<div><div></div></div> 2.1%
1956		30	<div><div></div></div> 1.5%
1957		41	<div><div></div></div> 2.1%
1958		45	<div><div></div></div> 2.3%
1959		73	<div><div></div></div> 3.7%
1960		44	<div><div></div></div> 2.2%
1961		31	<div><div></div></div> 1.6%
1962		48	<div><div></div></div> 2.5%
1963		55	<div><div></div></div> 2.8%
1964		50	<div><div></div></div> 2.6%

File : gh_qb_migration

q1a: Year of birth

Value	Label	Cases	Percentage
1965		50	<div><div></div></div> 2.6%
1966		35	<div><div></div></div> 1.8%
1967		36	<div><div></div></div> 1.8%
1968		32	<div><div></div></div> 1.6%
1969		84	<div><div></div></div> 4.3%
1970		76	<div><div></div></div> 3.9%
1971		47	<div><div></div></div> 2.4%
1972		51	<div><div></div></div> 2.6%
1973		53	<div><div></div></div> 2.7%
1974		79	<div><div></div></div> 4.0%
1975		53	<div><div></div></div> 2.7%
1976		53	<div><div></div></div> 2.7%
1977		63	<div><div></div></div> 3.2%
1978		39	<div><div></div></div> 2.0%
1979		99	<div><div></div></div> 5.1%
1980		56	<div><div></div></div> 2.9%
1981		64	<div><div></div></div> 3.3%
1982		57	<div><div></div></div> 2.9%
1983		69	<div><div></div></div> 3.5%
1984		50	<div><div></div></div> 2.6%
1985		5	<div><div></div></div> 0.3%
1986		1	<div><div></div></div> 0.1%
1988		1	<div><div></div></div> 0.1%

Warning: these figures indicate the number of cases found in the data file. They cannot be interpreted as summary statistics of the population of interest.

age_survey: Age at survey

Information	[Type= continuous] [Format=numeric] [Range= 25-77] [Missing=*]
Statistics [NW/ W]	[Valid=1958 /-] [Invalid=0 /-] [Mean=42.358 /-] [StdDev=11.939 /-]
Literal question	Q1A. To start with, and to help us to set a time scale, could you tell me in which year you were born (or your age as at last birthday)? Age
Interviewer's instructions	GRID: Locate year of birth in the grid, note 0 in the columns titled "age", and fill in these columns by retracing the age till the current age of the respondent.

q18: Which is the last school year you attended

Information	[Type= discrete] [Format=numeric] [Range= 0-2147483624] [Missing=*]
Statistics [NW/ W]	[Valid=1935 /-] [Invalid=23 /-]
Literal question	Q18. Let's talk about your studies: Which is the last school year you attended?
Post-question	If q18 in 0, 1, 2, 3, 4, 5, 6, 7, 8, 9 => Go to next page
Interviewer's instructions	- If EGO has no formal education: Encircle the code 00 below - If EGO has some formal education: Encircle the corresponding code

Value	Label	Cases	Percentage
0	None	110	<div><div></div></div> 5.7%
1	Pre-school	1	<div><div></div></div> 0.1%
2	Pre-school	4	<div><div></div></div> 0.2%

File : gh_qb_migration

q18: Which is the last school year you attended

Value	Label	Cases	Percentage
3	Pre-school	3	0.2%
4	Primary/Basic	4	0.2%
5	Primary/Basic	3	0.2%
6	Primary/Basic	20	1.0%
7	Primary/Basic	14	0.7%
8	Primary/Basic	19	1.0%
9	Primary/Basic	74	3.8%
10	MS/JSS/JHS/Secondary	30	1.6%
11	MS/JSS/JHS/Secondary	41	2.1%
12	MS/JSS/JHS/Secondary	195	10.1%
13	MS/SSS/SHS/Tech/Voc/Secondary	409	21.1%
14	SSS/SHS/Tech/Voc/Secondary	94	4.9%
15	SSS/SHS/Tech/Voc/Secondary/Post secondary	253	13.1%
16	Secondary/Post secondary	143	7.4%
17	Post secondary/Bachelor Degree	205	10.6%
18	Bachelor Degree	12	0.6%
19	Bachelor Degree	28	1.4%
20	Bachelor Degree	166	8.6%
21	Second Degree/PhD	18	0.9%
22	Second Degree/PhD	71	3.7%
23	PhD	18	0.9%
Sysmiss		23	

Warning: these figures indicate the number of cases found in the data file. They cannot be interpreted as summary statistics of the population of interest.

q601d: Start year of the stay outside Ghana

Information	[Type= discrete] [Format=numeric] [Range= 1936-2147483624] [Missing=*]
Statistics [NW/ W]	[Valid=1043 /-] [Invalid=915 /-]
Universe	If Ego has already stayed outside Ghana
Pre-question	Fill in one column per stay, category by category (TRANSIT, then SET, then stays of more than a year), following a chronological order within each category.
Literal question	601D - 601F. Start and end years of the stay outside Ghana Start year
Interviewer's instructions	see GRID If stay is ongoing, cross out end date

Value	Label	Cases	Percentage
1950		1	0.1%
1958		1	0.1%
1960		1	0.1%
1961		3	0.3%
1962		1	0.1%
1963		1	0.1%
1964		3	0.3%
1965		3	0.3%
1966		1	0.1%

File : gh_qb_migration

q601d: Start year of the stay outside Ghana

Value	Label	Cases	Percentage
1968		6	0.6%
1969		4	0.4%
1970		4	0.4%
1972		6	0.6%
1973		6	0.6%
1974		8	0.8%
1975		1	0.1%
1976		9	0.9%
1977		19	1.8%
1978		17	1.6%
1979		22	2.1%
1980		26	2.5%
1981		32	3.1%
1982		22	2.1%
1983		21	2.0%
1984		25	2.4%
1985		33	3.2%
1986		24	2.3%
1987		25	2.4%
1988		30	2.9%
1989		27	2.6%
1990		35	3.4%
1991		27	2.6%
1992		27	2.6%
1993		25	2.4%
1994		24	2.3%
1995		23	2.2%
1996		24	2.3%
1997		25	2.4%
1998		35	3.4%
1999		34	3.3%
2000		42	4.0%
2001		39	3.7%
2002		56	5.4%
2003		41	3.9%
2004		35	3.4%
2005		47	4.5%
2006		35	3.4%
2007		36	3.5%
2008		40	3.8%
2009		11	1.1%
Sysmiss		915	

Warning: these figures indicate the number of cases found in the data file. They cannot be interpreted as summary statistics of the population of interest.

File : gh_qb_migration

q601f: End year of the stay outside Ghana

Information	[Type= discrete] [Format=numeric] [Range= 1939-2147483624] [Missing=*]
Statistics [NW/ W]	[Valid=621 /-] [Invalid=1337 /-]
Universe	If Ego has already stayed outside Ghana
Pre-question	Fill in one column per stay, category by category (TRANSIT, then SET, then stays of more than a year), following a chronological order within each category.
Literal question	601D - 601F. Start and end years of the stay outside Ghana End year
Interviewer's instructions	see GRID If stay is ongoing, cross out end date

Value	Label	Cases	Percentage
1956		1	0.2%
1961		1	0.2%
1963		1	0.2%
1964		1	0.2%
1965		3	0.5%
1967		1	0.2%
1968		3	0.5%
1970		2	0.3%
1971		1	0.2%
1972		1	0.2%
1973		4	0.6%
1974		2	0.3%
1975		3	0.5%
1977		6	1.0%
1978		5	0.8%
1979		4	0.6%
1980		5	0.8%
1981		12	1.9%
1982		7	1.1%
1983		31	5.0%
1984		25	4.0%
1985		19	3.1%
1986		20	3.2%
1987		14	2.3%
1988		13	2.1%
1989		9	1.4%
1990		18	2.9%
1991		26	4.2%
1992		18	2.9%
1993		20	3.2%
1994		18	2.9%
1995		13	2.1%
1996		21	3.4%
1997		13	2.1%

File : gh_qb_migration

q601f: End year of the stay outside Ghana

Value	Label	Cases	Percentage
1998		13	2.1%
1999		23	3.7%
2000		29	4.7%
2001		21	3.4%
2002		20	3.2%
2003		24	3.9%
2004		22	3.5%
2005		24	3.9%
2006		22	3.5%
2007		39	6.3%
2008		34	5.5%
2009		9	1.4%
Sysmiss		1337	

Warning: these figures indicate the number of cases found in the data file. They cannot be interpreted as summary statistics of the population of interest.

q602: Country of stay/arrival

Information	[Type= discrete] [Format=numeric] [Range= 96000-2147483624] [Missing=*]
Statistics [NW/ W]	[Valid=1043 /-] [Invalid=915 /-]
Universe	If Ego has already stayed outside Ghana
Literal question	602. COUNTRY OF STAY/ARRIVAL
Interviewer's instructions	See the GRID, columns 3.2 and 8

Value	Label	Cases	Percentage
96000	FRANCE	12	1.2%
99101	DENMARK	2	0.2%
99103	NORWAY	5	0.5%
99109	GERMANY	49	4.7%
99111	BULGARIA	1	0.1%
99116	CZECH REPUBLIC	1	0.1%
99118	BOSNIA-HERZEGOVINA	1	0.1%
99123	RUSSIA	3	0.3%
99124	EUROPEAN TURKEY	1	0.1%
99126	GREECE	2	0.2%
99127	ITALY	18	1.7%
99131	BELGIUM	12	1.2%
99132	UNITED KINGDOM	235	22.5%
99134	SPAIN	14	1.3%
99135	NETHERLANDS	293	28.1%
99136	IRELAND or EIRE	1	0.1%
99140	SWITZERLAND	5	0.5%
99144	MALTA	1	0.1%
99201	SAUDI ARABIA	3	0.3%
99205	LEBANON	2	0.2%
99207	ISRAEL	7	0.7%

File : gh_qb_migration

q602: Country of stay/arrival

Value	Label	Cases	Percentage
99208	TURKEY	3	0.3%
99216	CHINA	3	0.3%
99217	JAPAN	6	0.6%
99219	THAILAND	1	0.1%
99223	INDIA	2	0.2%
99230	HONG KONG	2	0.2%
99237	KOREA	1	0.1%
99239	KOREA (REPUBLIC OF)	1	0.1%
99240	KUWAIT	1	0.1%
99247	UNITED ARAB EMIRATES	3	0.3%
99301	EGYPT	2	0.2%
99302	LIBERIA	9	0.9%
99303	SOUTH AFRICA	11	1.1%
99304	GAMBIA	3	0.3%
99310	ZIMBABWE	5	0.5%
99311	NAMIBIA	1	0.1%
99313	SPANISH PROVINCES OF AFRICA	1	0.1%
99315	ETHIOPIA	2	0.2%
99316	LIBYA	19	1.8%
99322	CAMEROON	1	0.1%
99326	COTE DIVOIRE	39	3.7%
99327	BENIN	4	0.4%
99328	GABON	3	0.3%
99329	GHANA	1	0.1%
99330	GUINEA	1	0.1%
99331	BURKINA FASO	8	0.8%
99332	KENYA	3	0.3%
99335	MALI	4	0.4%
99336	MAURITANIA	1	0.1%
99337	NIGER	3	0.3%
99338	NIGERIA	148	14.2%
99341	SENEGAL	3	0.3%
99342	SIERRA LEONE	2	0.2%
99343	SUDAN	3	0.3%
99344	CHAD	1	0.1%
99345	TOGO	32	3.1%
99350	MOROCCO	1	0.1%
99351	TUNISIA	1	0.1%
99391	SWAZILAND	1	0.1%
99401	CANADA	6	0.6%
99404	UNITED STATES	30	2.9%
99431	NETHERLANDS ANTILLES	1	0.1%
99501	AUSTRALIA	2	0.2%

File : gh_qb_migration

q602: Country of stay/arrival

Value	Label	Cases	Percentage
Sysmiss		915	

Warning: these figures indicate the number of cases found in the data file. They cannot be interpreted as summary statistics of the population of interest.

q603: Country before arriving in "country of stay"

Information	[Type= discrete] [Format=numeric] [Range= 96000-2147483624] [Missing=*]
Statistics [NW/ W]	[Valid=1043 /-] [Invalid=915 /-]
Universe	If Ego has already stayed outside Ghana
Literal question	603. In which country were you just before arriving in "country of stay"?
Interviewer's instructions	Do not rely on GRID

Value	Label	Cases	Percentage
96000	FRANCE	7	0.7%
99101	DENMARK	3	0.3%
99103	NORWAY	2	0.2%
99109	GERMANY	27	2.6%
99123	RUSSIA	1	0.1%
99126	GREECE	1	0.1%
99127	ITALY	15	1.4%
99131	BELGIUM	9	0.9%
99132	UNITED KINGDOM	16	1.5%
99134	SPAIN	10	1.0%
99135	NETHERLANDS	12	1.2%
99140	SWITZERLAND	4	0.4%
99144	MALTA	1	0.1%
99207	ISRAEL	1	0.1%
99208	TURKEY	1	0.1%
99217	JAPAN	1	0.1%
99230	HONG KONG	2	0.2%
99239	KOREA (REPUBLIC OF)	1	0.1%
99301	EGYPT	1	0.1%
99302	LIBERIA	1	0.1%
99303	SOUTH AFRICA	4	0.4%
99304	GAMBIA	2	0.2%
99310	ZIMBABWE	2	0.2%
99315	ETHIOPIA	1	0.1%
99316	LIBYA	8	0.8%
99322	CAMEROON	1	0.1%
99326	COTE D'IVOIRE	6	0.6%
99327	BENIN	2	0.2%
99328	GABON	1	0.1%
99329	GHANA	867	83.1%
99331	BURKINA FASO	1	0.1%
99332	KENYA	1	0.1%
99336	MAURITANIA	1	0.1%

File : gh_qb_migration

q603: Country before arriving in "country of stay"

Value	Label	Cases	Percentage
99337	NIGER	2	0.2%
99338	NIGERIA	15	1.4%
99341	SENEGAL	1	0.1%
99345	TOGO	3	0.3%
99391	SWAZILAND	1	0.1%
99401	CANADA	2	0.2%
99404	UNITED STATES	6	0.6%
Sysmiss		915	

Warning: these figures indicate the number of cases found in the data file. They cannot be interpreted as summary statistics of the population of interest.












q604: For what reason did you leave this country

Information	[Type= discrete] [Format=character] [Missing=*]
Statistics [NW/ W]	[Valid=1043 /-]
Universe	If Ego has already stayed outside Ghana
Literal question	604. For what reasons did you leave this country?
Interviewer's instructions	Note precisely and verbatim the entire response

Value	Label	Cases	Percentage
.a		5	0.5%
.b		10	1.0%
0		1	0.1%
1) TO JOIN PARTNER 2) TO SEEK GREENER PASTURES 3) LIVE IN EUROPE		1	0.1%
1. DIDN'T WANT TO CAUSE PROBLEMS FOR COMFORT BY OVERSTAYING. 2. WENT BACK TO GHANA FOR 2 WEEKS AND THEN RE-ENTERED THE UK ON THE SAME VISA TO FULFILL THE 'ORIGINAL PLAN'		1	0.1%
1. WAS INVITED BY COMFORT TO COME, 2. CAME FOR EDUCATION AND WORK TO SUPPORT		1	0.1%











File : gh_qb_migration

q604: For what reason did you leave this country

Value	Label	Cases	Percentage
PARENTS FOSTER CHILDREN IN GHANA			
A FRIEND OF MY SUGGESTED TO ME THAT WE SOULD GO SO I DICIDED TO GO WITH HIM		1	 0.1%
A SHORT COURSE IN RESEARCH METHODS		1	 0.1%
A TRANSIT TO REACH NETHERLANDS		1	 0.1%
ACADEMIC REASONS		1	 0.1%
AFTER HE WAS REDEPLOYED HE FELT HE COULD MAKE A GOOD LIVING IN HOLLAND		1	 0.1%
AFTER SCHOOL NOT SUFFICIENT EARNINGS FROM WORK		1	 0.1%
AFTER SOME TIME JOB OPPORTUNITIE WERE NOT FORTHCOMING		1	 0.1%
ALWAYS IN SEARCH OF A BETTER LIFE		1	 0.1%
AN UNCLE OF MINE DIED SO I HAD TO COME FOR THE FUNERAL		1	 0.1%
AS I SAID EARIER THINGS WERE BAD FOR ME.		1	 0.1%
ASYLUM WAS NOT RENEWED AND IT DID NOT WANT TO BE DEPORTED		1	 0.1%

File : gh_qb_migration

q604: For what reason did you leave this country

Value	Label	Cases	Percentage
ASYLUM WAS REFUSED		2	 0.2%
AT THAT TIME EVERYBODY WAS GOING TO NIGERIA THAT WAS WHY I ALSO WANTED TO GO TOO		1	 0.1%
BECAUSE GHANA WAS HARD DURING RAWLINGS ERA NO FOOD, EVERY THING WAS DIFFICULT		1	 0.1%
BECAUSE HAD A BROTHER LIVING HERE		1	 0.1%
BECAUSE I HAD FRIEDS THERE WHO COULD EASILY TAKE ME IN		1	 0.1%
BECAUSE I HAVE A RELATIONSHIP HERE (ARINA)		1	 0.1%
BECAUSE I WAS NOT GETTING ANY WORK/JOB		1	 0.1%
BECAUSE MY AUNTY TOLD ME MY BROTHER WANTED ME TO COME HERE		1	 0.1%
BECAUSE OF 79 APPRAISALS I BECAME BANKRUPT SO I HAD TO GO TO SEEK GREENER PASTURES		1	 0.1%
BECAUSE OF THE NICE AND GOOD THINGS I HEARD		1	 0.1%

File : gh_qb_migration

q604: For what reason did you leave this country

Value	Label	Cases	Percentage
BECAUSE OF VODOO, WANTED TO ESCAPE BEING A FETISH PRIEST		1	0.1%
BECAUSE OMA ASKED FATHER FOR HER TO CARE AND LIVE WITH HER (SHE DEMANDED)		1	0.1%
BETTER JOB OPPORTUNITIE		2	0.2%
BETTER LIFE		1	0.1%
BETTER LIFE, TO JOIN MY HUSBAND ABROAD		1	0.1%
BETTER LIVING		1	0.1%
BETTER OPPORTUNITIE		6	0.6%
BETTER OPPORTUNITIE ABROAD		1	0.1%
BETTER OPPORTUNITY		1	0.1%
BETTER OPPORUTNITIE IN THE UK		1	0.1%
BETTER PROSPECTS IN FINDING JOBS		1	0.1%
BETTER WORK OPPORTUNITIE		1	0.1%
BORED AND WANTED EDUCATION ABROAD		1	0.1%
BUSINESS		3	0.3%
BUSINESS WAS NOT GOOD SO WE DECIDED TO GO TO BURKINA FASO.		1	0.1%
BY THEN IWAS A BUSINESS WOMAN AND		1	0.1%

File : gh_qb_migration

q604: For what reason did you leave this country

Value	Label	Cases	Percentage
TRADERS SHOPS			
CAME FOR EDUCATION		1	0.1%
CAME ON HOLIDAY TO MEET MY SPOUSE		1	0.1%
CAME TO STUDY AND SEEK BETTER OPPORTUNITIE		1	0.1%
CAME TO THE END OF MY COURSE		1	0.1%
CAME WITH A SMALL GIRL AS A NANNY AS SHE WAS TO BE OPERATED ON THE EYE		1	0.1%
CARE FOR MY SONS CHILDREN		1	0.1%
CHANGE OF ENVIRONMENT		1	0.1%
CONDITIONS WERE HARD		2	0.2%
CONDITIONS WERE TOO HARD FOR THE COMMON MAN		1	0.1%
CONDITIONS WERE UNBEARABLE		1	0.1%
CONDUCTED SEMINAR		1	0.1%
CONSIDERED AMSTERDAM BETTER IN TERMS OF LIVING STANDARDS. SUPER ACCOMODATIC		1	0.1%
CONTINUATION OF EDUCATION AND SEE MY SPOUSE		1	0.1%
CONTINUE EDUCATION		1	0.1%
CONTRACT FOR		1	0.1%



















File : gh_qb_migration

q604: For what reason did you leave this country

Value	Label	Cases	Percentage
EMPLOYMENT IN CANADA			
CONTRACT FOR WORK HAD FINISHED		1	0.1%
CULTURAL EXCHANGE		1	0.1%
DIDN'T KNOW ANYONE WHO COULD HELP THERE		1	0.1%
DIPLOMATIC MISSION		1	0.1%
DOCUMENT EXPIRED AND STILL HAD TO MOVE ON		1	0.1%
DOCUMENT PROBLEM		1	0.1%
DUE TO ECONOMICAL HARDSHIPS, EXAMPLE POVERTY		1	0.1%
DUE TO FAMILY RE-UNION BECAUSE MY HUSBAND WAS ALREADY THERE		1	0.1%
DUE TO PROBLEMS AT HOME DURING THE 1979		1	0.1%
DUE TO THE CONDITIONS - SOCIAL AND FINANCIAL		1	0.1%
DURING THAT TIME EVERYBODY WANTED TO GO THERE AND WORK SO I ALSO DECIDED TO GO.		1	0.1%
ECONOMIC CRISES		1	0.1%
ECONOMIC FACTORS		1	0.1%
ECONOMIC HARDSHIP		1	0.1%

File : gh_qb_migration

q604: For what reason did you leave this country

Value	Label	Cases	Percentage
ECONOMIC HARDSHIPS		3	 0.3%
ECONOMIC REASON		1	 0.1%
ECONOMIC REASON AND ALSO TO JOIN MY PARTNER		1	 0.1%
ECONOMIC REASONS		12	 1.2%
ECONOMIC REASONS AND DESIRE TO FURTHER EDUCATION		1	 0.1%
ECONOMIC, BECAUSE HE COULD		1	 0.1%
ECONOMICAL		2	 0.2%
ECONOMICAL REASON		1	 0.1%
ECONOMICAL REASONS AND TO FIND JOB FOR BETTER LIVING		1	 0.1%
ECONOMY WAS BAD IN GHANA		1	 0.1%
EDUCATION		3	 0.3%
EDUCATION AND CAREER PURPOSE		1	 0.1%
EDUCATIONAL PURPOSES		2	 0.2%
EGO WENT BANKRUPTCY BECAUSE OF COLLAPSE OF THE BUSINESS		1	 0.1%
EMPLOYMENT		3	 0.3%
END OF STUDY AT UNIVERSITY		1	 0.1%
EUROPE WAS MY DREAM PLACE AND NOT AFRICA		1	 0.1%
EUROPE WAS MY TARGET SO WHEN I HAD A FISHING TRAWLER HEADING		1	 0.1%

File : gh_qb_migration

q604: For what reason did you leave this country

Value	Label	Cases	Percentage
FOR FRANCE I MADE ARRANGEMENT AND I WAS SMUGGLED ABROAD			
EXPERIENCE LIFE OUTSIDE GHANA		1	<div></div> 0.1%
FAMILY RELIGION (VISIT HUSBAND)		1	<div></div> 0.1%
FED UP WITH THE COUNTRY		1	<div></div> 0.1%
FINANCIAL DIFFICULTIES		1	<div></div> 0.1%
FINANCIAL SITUATION, SINGLE MUM, BETTER OPPORTUNITY FOR CHILDREN		1	<div></div> 0.1%
FIND SOMETHING NEW I WANTED NEW CHALLENGE		1	<div></div> 0.1%
FINISHED TEACHING AND TOLD TO DO MORE STUDIES		1	<div></div> 0.1%
FOR A BETTER FUTURE		1	<div></div> 0.1%
FOR A BETTER LIFE		1	<div></div> 0.1%
FOR A BETTER LIFE IN ENGLAND AS THERE WAS INSTABILITY IN GHANA		1	<div></div> 0.1%
FOR A COURSE		1	<div></div> 0.1%
FOR A VISIT		1	<div></div> 0.1%
FOR A VISIT TO GERMANY		2	<div></div> 0.2%
FOR AN IMPROVED LIFE		1	<div></div> 0.1%
FOR BETER EMPLOYMENT		1	<div></div> 0.1%

File : gh_qb_migration

q604: For what reason did you leave this country

Value	Label	Cases	Percentage
WITH GOOD REMUNERATIO			
FOR BETTER CAREER OPPORTUNITIE		1	0.1%
FOR BETTER EDUCATION ABROAD		1	0.1%
FOR BETTER EMPLOYMENT WHERE I COULD GET BETTER WAGES		1	0.1%
FOR BETTER LIFE		5	0.5%
FOR BETTER LIFE IN EUROPE		1	0.1%
FOR BETTER OPPORTUNITIE		1	0.1%
FOR BETTER OPPORTUNITIE IN LIFE		1	0.1%
FOR BETTER PROSPECTS IN LIFE		1	0.1%
FOR BUSINESS IN TOGO		1	0.1%
FOR DOCUMENT REASONS		1	0.1%
FOR EARNS MEET		1	0.1%
FOR ECONOMIC REASONS		3	0.3%
FOR EDUCATION AND LANGUAGE		1	0.1%
FOR EDUCATION AND TO AHVE A BETTER LIVE EVENTUALLY		1	0.1%
FOR EMPLOYMENT		2	0.2%
FOR EMPLOYMENT AND TO ENJOY BETTER LIFE IN NIGERIA.		1	0.1%


















File : gh_qb_migration

q604: For what reason did you leave this country

Value	Label	Cases	Percentage
FOR EMPLOYMENT BECAUSE THE ECONOMY CONDICTION IN GHANA WAS VERY PATHETIC OR BAD		1	0.1%
FOR EMPLOYMENT.		1	0.1%
FOR FAMILY RESONS		1	0.1%
FOR FAMILY REUNION		1	0.1%
FOR FUN, OPPORTUNITY CAME UP AND I TOOK IT		1	0.1%
FOR FURTHER EDUCATION		2	0.2%
FOR FURTHER STUDIES		8	0.8%
FOR GREENER PASTURE		3	0.3%
FOR GREENER PASTURE'S		1	0.1%
FOR GREENER PASTURES		24	2.3%
FOR GREENER PASTURES.		1	0.1%
FOR HIGHER EDUCATION		1	0.1%
FOR HOLIDAYS AND WORK		1	0.1%
FOR LEGAL PAPERS		1	0.1%
FOR MISSIONARY WORK IN GAMBIA		1	0.1%
FOR MORE MONEY		1	0.1%
FOR MORE MONEY AND TO JOIN MY BROTHER AND SISTER		1	0.1%
FOR MY LEGAL DOCUMENTS		1	0.1%
FOR PURSUE HIGHER EDUCATION		1	0.1%
















File : gh_qb_migration

q604: For what reason did you leave this country

Value	Label	Cases	Percentage
FOR SCHOOL		1	 0.1%
FOR SIGHT SEEING		1	 0.1%
FOR STUDIES		4	 0.4%
FOR STUDIES IN UK		1	 0.1%
FOR STUDY WAS THE PRINCIPAL REASON		1	 0.1%
FOR STUDYS		4	 0.4%
FOR WORK		2	 0.2%
FRIENDS IN EUROPE SAID THERE WERE BETTER OPPS IN UK		1	 0.1%
FURTHER CAREER AND EDUCATION		1	 0.1%
FURTHER EDUCATION		4	 0.4%
FURTHER EDUCATIONAL OPPORTUNITIE		1	 0.1%
GENERAL AMNESTY PROGRAM FOR ILLEGALS IN SPAIN MANY JOB OPPORTUNITIE		1	 0.1%
GOT A SCHOLARSHIP TO STUDY HERE		1	 0.1%
GOT A VISA TO WORK AS AN AU PAIR		1	 0.1%
GOT ADMISSION TO STUDY BACHELOR. HAD TO JOIN HIS WIFE AS WELL.		1	 0.1%
GOT ADMISSION TO STUDY IN THE NETHERLANDS		1	 0.1%
GREENER PASTURE		1	 0.1%

File : gh_qb_migration

q604: For what reason did you leave this country

Value	Label	Cases	Percentage
GREENER PASTURES		2	 0.2%
HAD & JOIN PARTNER		1	 0.1%
HAD PROBLEMS FITTING BACK INTO OUR SYSTEM. MANY TROUBLES		1	 0.1%
HAD PROBLMS WITH SISTER, SO LEFT GERMANY TO GO TO BELGIUM		1	 0.1%
HAD TO JOIN MY PARENTS WHO MIGRATED		1	 0.1%
HARDSHIPS		1	 0.1%
HAZ TO JOIN HUSBAND IN NIGERIA		1	 0.1%
HEARD THERE WAS A BETTER LIFE OUT HERE		1	 0.1%
HER PERMIT EXPIRES AND SHE HAS TO LEAVE		1	 0.1%
HOLIDAY		1	 0.1%
HOLIDAY IN NL (BUT ENDED UP STAYING IN NL UP TILL PRESENT)		1	 0.1%
HUSBAND GOT A JOB IN THE UK		1	 0.1%
I ACCOMPANIED MY HUSBAND WHO IS AN EXPATRIATE WORKER		1	 0.1%
I BECAME FAUSTRATED WITH THEIR CONDITIONS		1	 0.1%
I CAME FOR AN MVV SO WHEN IT WAS		1	 0.1%

File : gh_qb_migration

q604: For what reason did you leave this country

Value	Label	Cases	Percentage
READY I HAD TO LEAVE			
I CAME TO JOIN MY HUSBAND		1	0.1%
I DID NOT FELL AT HOME		1	0.1%
I DID NOT GET THROUGH TO THE CONTACT MAN WHO WAS TO HOST ME		1	0.1%
I DID NOT LIKE THE GORVENANCE OF PREZ JERRY RAWLING THAT WAS WHY I MOVED		1	0.1%
I DID NOT WAN TO WORK THERE ANY MORE		1	0.1%
I FOLLOWED MY HUSBAND WHO WAS A MALLAM		1	0.1%
I FOLLOWED MY UNCLE		1	0.1%
I FOUND IT PEACEFUL AND ALSO I MADE SOME MONEY THERE SO I DECIDED TO GO BACK		1	0.1%
I GOT A JOB IN LIBYA		1	0.1%
I GOT A JOB IN TOGO & SO HAD TO GO & SAVE SOME MONEY TO LEARN A TRADE		1	0.1%
I GOT MARRIED TO JANE SO I JOINED HER IN THER NETHERLANDS		1	0.1%
I HAD A BETTER OFER JOB		1	0.1%

File : gh_qb_migration

q604: For what reason did you leave this country

Value	Label	Cases	Percentage
APPOINTMENT IN THE UK			
I HAD A CONTRACT WITH A BUILDING COMPANY		1	<div></div> 0.1%
I HAD A PROBLEM WITH MY AUNT AND SHE WANTED ME TO GO BACK TO GHANA		1	<div></div> 0.1%
I HAD A PROBLEM WITH MY EAR. THE SITUATION WAS VERY BAD SO I WENT FOR TREATMENT		1	<div></div> 0.1%
I HAD A TEACHING APPOINTMENT IN THE RAMA POLYTECHNIC		1	<div></div> 0.1%
I HAD ALWAYS WANTED TO GO TO FRANCE		1	<div></div> 0.1%
I HAD FRIENDS IN THE COUNTRY		1	<div></div> 0.1%
I HAD LITTLE EDUCATION WHICH MAKES IT DIFFICULT TO ACQUIRE WEALTH IN THIS COUNTRY		1	<div></div> 0.1%
I HAD MARRIED A LADY THERE SO I HAD ALL MY PAPERS AND ALSO HAD A CHILD THERE		1	<div></div> 0.1%
I HAD PLANNED FROM THE BEGINNING		1	<div></div> 0.1%

File : gh_qb_migration

q604: For what reason did you leave this country

Value	Label	Cases	Percentage
TO GO ELSEWHERE			
I HAD SCHOLARSHIP PROGRAMME FROM UNDP		1	<div></div> 0.1%
I HAD SOME UNCLES THERE AND I WANTED TO WORK AS WELL SO I WENT TO LIVE WITH THEM		1	<div></div> 0.1%
I HAD THE BELIEF LIFE WAS BETTER HERE		1	<div></div> 0.1%
I HAD TO AND WORK FOR GREENER PASTURE		1	<div></div> 0.1%
I HAD TO GO AND DO A LITTLE FARMINGWITH MY PARTNER		1	<div></div> 0.1%
I HAD WANTE TO FURTHER MY EDUCATION IN THIS COUNTRY BUT THID DIDN'T WORK OUT.		1	<div></div> 0.1%
I HAD WANTED TO GO AND WORK SEEK FOR GREENER PASTURE		1	<div></div> 0.1%
I HAVE THE DOCUMENTS TO VISIT EUROPE VISIT MY HUSBAND AND MY BROTHERS		1	<div></div> 0.1%
I HEARD THERE WERE A LOT OF JOBS IN THE NETHERLANDS AT THAT TIME		1	<div></div> 0.1%
I JOINED MY HUSBAND		1	<div></div> 0.1%

File : gh_qb_migration

q604: For what reason did you leave this country

Value	Label	Cases	Percentage
WHO IS STILL LIVING HERE			
I JOINED MY HUSBAND WHO WAS LIVING THERE		1	0.1%
I JUST WANTED TO GO AND LOOK AND LOOK FOR A JOB OUTSIDE THE COUNTRY		1	0.1%
I JUST WANTED TO TRAVEL SINCE IT WAS THE NIRM IN THE FAMILY		1	0.1%
I LEFT BECAUSE I QUICKLY REALIZED I COULDNT SURVIVE THERE		1	0.1%
I LEFT BECAUSE I WAS DREAMING OF COMING TO EUROPE TO FIND LIFE		1	0.1%
I LEFT BECAUSE OF THE ECONOMIC HARDSHIPS.		1	0.1%
I LEFT BECAUSE OF THE MILITARY RULE		1	0.1%
I LEFT BENIN BECAUSE MY AIM WAS TO REACH NIGERIA		1	0.1%
I LEFT FOR ECONOMIC REASONS. I WANTED A PLACE WHERE I CAN MAKE A LIVING		1	0.1%
I LEFT FOR WORK		1	0.1%

File : gh_qb_migration

q604: For what reason did you leave this country

Value	Label	Cases	Percentage
EXPERIENCE ABROAD			
I LEFT FOR WORK PRUPOSE. I WENT TO MALI TO WORK		1	0.1%
I LEFT GHANA IN ORDER TO JOIN MY HUSBAND IN ITALY		1	0.1%
I LEFT GHANA TO JOIN MY HUSBAND		1	0.1%
I LEFT GHANA TO SEEK FOR GREENER PASTURES AND TO MAKE LIFE EASY AND BETTER FOR MY FAMILY		1	0.1%
I LEFT GUINEA BEACAUSE I WANTED TO REACH LYBIA		1	0.1%
I LEFT HERE BECAUSE THINGS WERE NOT WORKING AS I EXPECTED		1	0.1%
I LEFT IN ORDER TO JOIN MY HUSBAND		1	0.1%
I LEFT LIBYA BECASUE I HAD A CHANCE TO ENTER ITALY		1	0.1%
I LEFT ON INVITATION OF MY HUSBAND		1	0.1%
I LEFT THERE BECAUSE JOB OPPORTUNITIE WERE VERY SLIM SO MY HUSBAND SUGGESTED I MOVE IN HERE TO		1	0.1%

File : gh_qb_migration

q604: For what reason did you leave this country

Value	Label	Cases	Percentage
SEEK AN OPPORTUNITY			
I LEFT THIS COUNTRY BECAUSE MY HUSBAND WAS LIVING OUTSIDE		1	<div></div> 0.1%
I LEFT TO ATTEND MY MOTHERS FUNERAL AND TO VISIT MY MOTHER'S COUNTRY.		1	<div></div> 0.1%
I LEFT TO TOGO BECAUSE MY FATHER COULD NO MORE CATER FOR ME SO MY AUNTIE CAME FOR ME.		1	<div></div> 0.1%
I LEFT WITH MY AUNTY TO JUST KNOW ANOTHER COUNTRY		1	<div></div> 0.1%
I LOST MY WORK		1	<div></div> 0.1%
I SECURED A JOB THERE SO I HAD TO LEAVE THE COUNTRY AND STAY THERE. I WAS INTRODUCED TO THIS JOB BY A FRIEND		1	<div></div> 0.1%
I SET MY EYES TO REACH EUROPE BY GOING THROUGH DESERT		1	<div></div> 0.1%
I STILL ENJOYED WORKIN IN NIGERIA		1	<div></div> 0.1%
I TOLD YOU ALREADY! MY FAMILY NEEDS HELP		1	<div></div> 0.1%

File : gh_qb_migration

q604: For what reason did you leave this country

Value	Label	Cases	Percentage
I TRAVELLED WITH MY MOTHER TO TOGO		1	0.1%
I WANTED A BETTER CONDITION OF SERVICE		1	0.1%
I WANTED A BETTER LIFE		1	0.1%
I WANTED AN OPPORTUNITY TO EXPERIENCE FOREIGN EDUCATION		1	0.1%
I WANTED BETTER CAREER OPPORTUNITIE		1	0.1%
I WANTED TO BE IN MY OWN COUNTRY		1	0.1%
I WANTED TO FURTHER MY EDUCATION		1	0.1%
I WANTED TO GET TO ITALY FOR GREENER PASTURES		1	0.1%
I WANTED TO GO AND SEEK FOR GREENER PASTURES		1	0.1%
I WANTED TO GO OUT OF THE COUNTRY TO LOOK FOR A BETTER JOB AS I SAID AND NIGER WAS JUST A TRANSIT		1	0.1%
I WANTED TO GO TO EUROPE SO I WAS USING LIBYA AS A STEPING STONE		1	0.1%
I WANTED TO GO TO ITALY FOR GREENER PASTURE		1	0.1%
I WANTED TO GO TO		1	0.1%

File : gh_qb_migration

q604: For what reason did you leave this country

Value	Label	Cases	Percentage
NIGERIA TO WORK.			
I WANTED TO TRY MY LUCK ELSEWHERE		1	<div></div> 0.1%
I WAS A BOXER SO HAD A CONTRACT IN IVORY COAST		1	<div></div> 0.1%
I WAS AIMING AT LYBIA FROM WHERE I COULD REACH EUROPE		1	<div></div> 0.1%
I WAS ASKED BY THE AUTHORITIES TO LEAVE		1	<div></div> 0.1%
I WAS CAUGHT BY THE POLICE AFTER I WAS RELEASED I DECIDED TO LEAVE GERMANY		1	<div></div> 0.1%
I WAS DEPORTED BACK TO SOUTH AFRICA		1	<div></div> 0.1%
I WAS DIVORCED AND DESPARATE SO I DECIDED TO JOIN MY MOTHER IN HOLLAND		1	<div></div> 0.1%
I WAS GOING TO LOOK FOR MONEY TO DO BUSINESS.		1	<div></div> 0.1%
I WAS HEADING TOWARDS EUROPE		1	<div></div> 0.1%
I WAS HOMELESS AND DID NOT KNOW ANYONE TO HELP ME		1	<div></div> 0.1%
I WAS INFLUENCED BY MY FRIENDS TO		1	<div></div> 0.1%

File : gh_qb_migration

q604: For what reason did you leave this country

Value	Label	Cases	Percentage
GO THERE FOR GREENER PASTURES			
I WAS LIVING WITH MY BROTHER WHO WAS A PASTOR IN GHANA. SO UPON HIS TRANSFER TO SENEGAL I HAD TO GO WITH HIM		1	<div><div></div></div> 0.1%
I WAS NOT ABLE TO GET A RESIDENCE AND WORK PERMIT		1	<div><div></div></div> 0.1%
I WAS NOT HAVING A STABLE JOB MY EMPLOYER WAS ALSO CHEATING ME		1	<div><div></div></div> 0.1%
I WAS NOT WORKING. I WAS JOBLESS		1	<div><div></div></div> 0.1%
I WAS ON CONTRACT TO PLAY FOOTBALL FOR THE TEAM I WAS IN		1	<div><div></div></div> 0.1%
I WAS ON LEAVE & DECIDED TO PAY A VISIT I GOT SOME WORK & STAYED FOR A YEAR		1	<div><div></div></div> 0.1%
I WAS ON LEAVE AND DECIDED TO VISIT A FRIEND THERE		1	<div><div></div></div> 0.1%
I WAS POSTED THERE SINCE THE CHURCH HAD A BRANCH IN LIBYA		1	<div><div></div></div> 0.1%
I WAS PRAGNANT, DECIDED TO		1	<div><div></div></div> 0.1%

File : gh_qb_migration

q604: For what reason did you leave this country

Value	Label	Cases	Percentage
GIVE BIRTH IN UK			
I WAS TRANSFERRED TO KUMASI WITH A SENIOR PLUMBER WHOM I DID NOT WANT TO WORK WITH, SO I RESIGNED & TRAVELLED TO LIBYA		1	<div><div></div></div> 0.1%
I WAS TRYING TO GO FORWARD THAT IS TO TRAVEL TO ANY OF THE EUROPEAN COUNTRIES.		1	<div><div></div></div> 0.1%
I WAS UNEMPLOYED AND WANTED TO FIND A BETTER LIVING IN EUROPE		1	<div><div></div></div> 0.1%
I WAS WORKING FOR A WHITEMAN AS A HOUSEHELP & HE WAS TRANSFERRED THERE SO I WENT WITH HIM		1	<div><div></div></div> 0.1%
I WENT FOR A PEACE KEEPING ASSIGNMENT		1	<div><div></div></div> 0.1%
I WENT FOR A PEACE-KEEPING ASSIGNMENT		2	<div><div></div></div> 0.2%
I WENT FOR A VISIT & LATER DECIDED TO STAY SINGLE I LIKED THE PLACE		1	<div><div></div></div> 0.1%
I WENT IN SEARCH FOR GREENER PASTURES		1	<div><div></div></div> 0.1%

File : gh_qb_migration

q604: For what reason did you leave this country

Value	Label	Cases	Percentage
I WENT IN SEARCH OF GREENER PASTURES		1	0.1%
I WENT O A PEACE-KEEPING MISSION		1	0.1%
I WENT OUT THERE TO TRADE OR WORK		1	0.1%
I WENT OUT THERE TO WORK		1	0.1%
I WENT OUT TO SEEK FOR GREENER PASTURE		1	0.1%
I WENT THERE IN SEARCH OF GREENER PASTURES BECAUSE I WAS NOT KOING ANY MEANINGFUL JOB		1	0.1%
I WENT THERE TO LOOK FOR JOB.		1	0.1%
I WENT TO CONTINUE MY ISLAMIC EDUCATION		1	0.1%
I WENT TO ENGLAND TO STUDY		1	0.1%
I WENT TO JOIN MY HUSBAND		1	0.1%
I WENT TO MY AUNTIE WHEN THE COMPANY I WORKED WITH WHICH IS ATWIMA TIMBERS WENT BANKKRUP T		1	0.1%
I WENT TO NIGERIA BECAUSE THE LIVING		1	0.1%

File : gh_qb_migration

q604: For what reason did you leave this country

Value	Label	Cases	Percentage
CONDITIONS WERE BAD			
I WENT TO OUTSIDE GHANA TO STUDY		1	<div></div> 0.1%
I WENT TO SCHOOL		1	<div></div> 0.1%
I WENT TO SEARCH FOR A JOB		1	<div></div> 0.1%
I WENT TO STAY THERE WITH MY DAD		1	<div></div> 0.1%
I WENT TO STAY WITH MY MOTHER		1	<div></div> 0.1%
I WENT TO VISIT MY AUNT		1	<div></div> 0.1%
I WENT TO WORK		1	<div></div> 0.1%
I WENT TO WORK THERE; THAT IS DRIVING		1	<div></div> 0.1%
I WENT WITH A FOOTBALL GROUP WHICH WAS COMING HERE		1	<div></div> 0.1%
I WENT WITH MY GRANDMOTHE WHO RAISED ME UP. (CATERED FOR ME)		1	<div></div> 0.1%
I WENT WITH MY HUSBAND TO WORK.		1	<div></div> 0.1%
I WENT WITH MY PARENTS WHO WENT TO TEACH IN NIGERIA		1	<div></div> 0.1%
IN ORDER TO EARN MONEY AND LIVE WITH UNCLE		1	<div></div> 0.1%
IN SEARCH FOR BETTER LIFE		1	<div></div> 0.1%
IN SEARCH FOR GREENER PASTURES		1	<div></div> 0.1%

File : gh_qb_migration

q604: For what reason did you leave this country

Value	Label	Cases	Percentage
IN SEARCH OF BETTER JOB OPPORTUNITY		1	0.1%
IN SEARCH OF GREENER PASTURES		3	0.3%
IN SEARCH OF MONEY		1	0.1%
IN SEARCH OF MORE MONEY AND ECONOMIC INDPENDENCE		1	0.1%
INTENTIONS TO TRAVEL TO EUROPE		1	0.1%
IT IS NOT AN ENGLISH SPEAKING COUNTRY		1	0.1%
IT IS NOT WHER I HAD PLANNED TO STAY		1	0.1%
IT WAS A TRANSIT		1	0.1%
IT WAS APOINT OF TRANSIT TO THE NETHERLANDS		1	0.1%
IT WAS DIFFICULT FINDING WORK DUE TO THE ECONOMIC CRISIS		1	0.1%
IT WAS JUST A TRANSIT POINT TO ACTUAL DESTINATION		1	0.1%
IT WAS JUST A TRANSIT POINT TO BELGIUM		1	0.1%
IT WAS JUST ONE OF MY TRANSIT COUNTRIES TO COUNTRIES.		1	0.1%
IT WAS NOT CONDUCTIVE FOR IMMIGRANTS		1	0.1%

File : gh_qb_migration

q604: For what reason did you leave this country

Value	Label	Cases	Percentage
IT WAS NOT VERY GOOD DUE TO LACK OF WORK		1	0.1%
IT WAS VERY TOUGH FOR ME IN GHANA SO IDECIED TO GO OUTSIDE AND SEEK GREENER PASTURE		1	0.1%
IT'S PERSONAL		1	0.1%
JOB OPPORTUNITIE WERE ALMOST GONE SO WE HAVE TO MOVE ON TO PLACE WHERE WE CAN FIND JOB		1	0.1%
JOB TRANSFER		2	0.2%
JOIN HER PARTNER		1	0.1%
JOIN MUM IN THE UK		1	0.1%
JOIN MY MOTHER		1	0.1%
JOIN PARTNER		1	0.1%
JOINED FATHER		1	0.1%
JOINING MY HUSBAND		1	0.1%
JOINING SPOUSE		2	0.2%
JUST HAD TO LEAVE THE COUNTRY		1	0.1%
JUST SEEKING GREENER PASTURES TO SUPPORT MY FAMILY		1	0.1%
JUST TO SEEK OPPORTUNITIE AND TO CONSIDER FURTHER EDUCATION		1	0.1%
JUST WANTED TO LEAVE		1	0.1%

File : gh_qb_migration

q604: For what reason did you leave this country

Value	Label	Cases	Percentage
GHANA FOR FINANCIAL REASONS			
JUST WANTED TO LIVE IN EUROPE (ADVENTURE)		1	<div><div></div></div> 0.1%
LACK OF OPPORTUNITIE		1	<div><div></div></div> 0.1%
LANGUAGE, JOINING SPOUSE		1	<div><div></div></div> 0.1%
LEARN ABOUT BRITISH CARS		1	<div><div></div></div> 0.1%
LEAVING FOR FURTHER STUDIES		1	<div><div></div></div> 0.1%
LEFT FOR SCHOOL		1	<div><div></div></div> 0.1%
LEFT THE SHIP TO FIND A JOB, HAD FRIENDS IN UK AND AMSTERDAM		1	<div><div></div></div> 0.1%
LIFE IS HARD HERE I WANTED TO WORK FOR GREENER PASTURES		1	<div><div></div></div> 0.1%
LIFE WAS DIFFICULT HERE IN GHANA.		1	<div><div></div></div> 0.1%
LIFE WAS GETTING HARDER, MONEY PROBLEMS AND PROBLEMS WITH INLAW		1	<div><div></div></div> 0.1%
LIFE WAS HARD FOR ME IN GHANA. I WANTED TO TRY ELSEWHERE		1	<div><div></div></div> 0.1%
LIFE WAS HARD FOR US AT THE TIME		1	<div><div></div></div> 0.1%
LIFE WAS TOO HARD AND I WANTED TO STUDY FURTHER		1	<div><div></div></div> 0.1%

File : gh_qb_migration

q604: For what reason did you leave this country

Value	Label	Cases	Percentage
LIFE WAS UNBEARABLE IN TERMS OF LIVING STANDARDS I WENT TO SEEK GREENER PASTURES		1	<div><div></div></div> 0.1%
LIVING CONDITIONS WERE VERY HARD.		1	<div><div></div></div> 0.1%
LIVING IN GHANA WAS HARD AT THE TIME. I DECIDED TO USE THIS COUNTRY AS A TRANSIT TO ITALY AND THAT WAS WHY I LEFT THERE.		1	<div><div></div></div> 0.1%
LIVING IN GHANA WAS HARD.		1	<div><div></div></div> 0.1%
LIVING IN GHANA WAS HARD. I JUST WANTED TO TRY MY LUCK SOMEWHERE ELSE.		1	<div><div></div></div> 0.1%
LIVING IN GHANA WAS HARD. SEPARATED FROM HUSBAND. DECIDED TO TRAVEL TO FIND A BETTER LIFE		1	<div><div></div></div> 0.1%
LIVING IN THE SAME APARTMENT WITH HIS BROTHER WAS INCONVENIENT HIS FAMILY SO HE MOVED TO THE NETHERLANDS ON ADVICE OF A FAMILY FRIEND		1	<div><div></div></div> 0.1%

File : gh_qb_migration

q604: For what reason did you leave this country

Value	Label	Cases	Percentage
LIVING WAS BECOMING HOPELESS AND I HAD TO FORCE MYSELF OUT		1	0.1%
LIVING WITH HUSBAND IN UK		2	0.2%
LOOKING FOR A BETTER LIFE		1	0.1%
LOOKING FOR BETTER CHANCES IN LIFE		1	0.1%
LOOKING FOR BETTER JOB AND LIFE BECAUSE OF ECONOMIC SITUATION IN GHANA		1	0.1%
LOOKING FOR GOOD JOB OPPORTUNITY		1	0.1%
LOOKING FOR GREENER PASTURE		1	0.1%
LOOKING FOR GREENER PASTURES		1	0.1%
LOST HIS JOB (BETRAYED BY COLLEAGUES IN A DEAL)		1	0.1%
LOST JOB AND IT WAS VERY DIFFICULT TO FIND ONE		1	0.1%
LOVED THE LIFESTYLE IN THE UNITED KINGDOM		1	0.1%
MARRIAGE		1	0.1%
MARRIAGE PROBLEMS MADE ME WANT TO LEAVE		1	0.1%
MARRIED PARTNER WHO WAS BRITISH PLUS		1	0.1%











File : gh_qb_migration

q604: For what reason did you leave this country

Value	Label	Cases	Percentage
NURSING SCHOOL			
MET DUTCH MAN WHO BECAME HER PARTNER		1	0.1%
MILITARY REGIME MADE IT DIFFICULT TO SETTLE		1	0.1%
MONEY PROBLEMS WHEN YOU CHANGE THE MONEY ITS A LOT IN CEDIS		1	0.1%
MORE OPPORTUNITIE IN UK		1	0.1%
MOTHER HAS COME TO STAY ON REFUGEE BASIS		1	0.1%
MOVED WITH MY EMPLOYER AT THAT TIME		1	0.1%
MUSIC OPPORTUNITY		1	0.1%
MUSICAL CAREER		1	0.1%
MY ASYLUM WAS REFUSED		1	0.1%
MY ASYLUM WAS REJECTED AND DID NOT WANT TO BE DEPORTED		1	0.1%
MY ASYLUM WAS REJECTED AND I HAD TO LEAVE		1	0.1%
MY AUNT ADOPTED ME		1	0.1%
MY AUNT CONVINCED ME THAT IT WAS BETTER THAN TO BE IN SPAIN		1	0.1%
MY AUNTIE ADOPTED ME		2	0.2%

File : gh_qb_migration

q604: For what reason did you leave this country

Value	Label	Cases	Percentage
MY AUNTIE CAME TO PICK ME UP FROM GHANA TO GO AND LIVE WITH HER		1	 0.1%
MY BROTHER BROUGHT ME HERE		1	 0.1%
MY COUSIN AHD CONVICED ME THAT IT WAS EASIER TO FIND A JOB THERE		1	 0.1%
MY DADDY INVITED ME TO COME SO THAT I COULD CONTINUE MY EDUCATION		1	 0.1%
MY DAUGHTER FLORENCE GAVE BIRTH AND I WENT TO VISIT HER AND DO BADY SITTING		1	 0.1%
MY ELDER DAUTHER CAME TO PICK ME UP WHEN MY HUSBAND DIED		1	 0.1%
MY FATHER PASSED A WAY SO MY UNCLE CAME FOR ME TO TOGO		1	 0.1%
MY FATHER TOOK ME THERE		1	 0.1%
MY FATHER WANTED ME TO VISIT HIM THERE (GABON)		1	 0.1%
MY FATHER WAS GOING THERE TO WORK		1	 0.1%

File : gh_qb_migration

q604: For what reason did you leave this country

Value	Label	Cases	Percentage
MY FRIENDS AND I DECIDED TO GO AND WORK THERE. WE HEARD THERE WAS MONEY THERE.		1	0.1%
MY GRANDMOTHER WANTED ME TO GO AND STAY WITH MY ELDER BROTHER		1	0.1%
MY HOPES WERE ALMOST DASHED BECAUSE IT WAS DIFFICULT TO GET ASSIMILATED INTO THE SYSTEM BECAUSE OF LANGUAGE		1	0.1%
MY HUSBAND ASKED ME TO COME WITH HIM		1	0.1%
MY HUSBAND CAME TO TAKE ME THERE		1	0.1%
MY HUSBAND GOT A JOB AS A DRIVER IN SAUDI ARABIA.		1	0.1%
MY HUSBAND GOT A JOB IN LIBYA		1	0.1%
MY HUSBAND HAD A JOB OFFER IN LONDON.		1	0.1%
MY HUSBAND HAD A TEACHING APPOINTMENT		1	0.1%
MY HUSBAND HAS THE CHANCE TO TRAVEL THERE SO I		1	0.1%

File : gh_qb_migration

q604: For what reason did you leave this country

Value	Label	Cases	Percentage
WENT WITH HIM			
MY HUSBAND INVITED ME TO JOIN HIM IN HOLLAND		1	<div></div> 0.1%
MY HUSBAND WANTED TO FISH IN ANOTHER COUNTRY SO WE WENT TO TOGO		1	<div></div> 0.1%
MY HUSBAND WAS A POLICE MAN SO WE WERE TRANSFERDTH FOR PEACE KEEPING MISSION		1	<div></div> 0.1%
MY HUSBAND WAS GOING FOR "APRODO" I FEAR HE NIGHT GET THERE & RE-MARRY		1	<div></div> 0.1%
MY HUSBAND WAS GOING TO BENIN TO FISH THERE & I DECIDED TO FOLLOW MY UNCLE THERE TOO.		1	<div></div> 0.1%
MY HUSBAND WAS GOING TO TOGO		1	<div></div> 0.1%
MY HUSBAND WAS GOING TO WORK THERE AS A MILLITARY MAN		1	<div></div> 0.1%
MY HUSBAND WAS TRANSFERRED TO THIS PLACE		1	<div></div> 0.1%
MY HUSBANDS' BROTHER HAD CONVINCED HIM THAT CONDITIONS OF SERVECE		1	<div></div> 0.1%

File : gh_qb_migration

q604: For what reason did you leave this country

Value	Label	Cases	Percentage
WERE BETTER IN CANADA			
MY MOM BROUGHT ME HERE		1	<div></div> 0.1%
MY MOTHER TOOK ME THERE		1	<div></div> 0.1%
MY MOTHER WAS MARRIED TO ANOTHER HUSBAND THERE AND WE ALL HAD TO MOVE THERE AND STAY WITH THEM.		1	<div></div> 0.1%
MY MUM WANTED TO PERSONALLY TAKE CARE OF US		1	<div></div> 0.1%
MY PAPERS EXPIRED BUT WAS NOT RENEWED SO I HAD TO CHANGE COUNTRY AND JAPAN WAS WHERE IT WAS EASY TO SECURE VISA & PERMIT DURING THAT PERIOD		1	<div></div> 0.1%
MY PARTNER ASKED ME TO COME WITH HIM		1	<div></div> 0.1%
MY PARTNER ASKED ME TO COME WITH HIM TO NIGERIA		1	<div></div> 0.1%
MY PARTNER CONVINCED ME TO COME WITH HIM		1	<div></div> 0.1%
MY PATNER TOOK ME THERE AND ALSO I WANTED TO SEEK SOME BETTER		1	<div></div> 0.1%

File : gh_qb_migration

q604: For what reason did you leave this country

Value	Label	Cases	Percentage
LIVING THERE.			
MY PERTNER AND I DECIDED TO COME TO HOLLAND AND LIVE HERE		1	<div><div></div></div> 0.1%
MY UNCLE ASKED ME TO GO AND WORK THERE		1	<div><div></div></div> 0.1%
MY UNCLE FILED STAYING DOCUMENT FOR ME		1	<div><div></div></div> 0.1%
MY UNCLE SENT ME THERE		1	<div><div></div></div> 0.1%
MY VISA HAD EXPIRED AND NOT SAVE TO LIVE THERE.		1	<div><div></div></div> 0.1%
MY WIFE HAD JOINED HER BROTHER IN LONDO. WHILST NIGERIA WAS EXPELLING FOREGINERS		1	<div><div></div></div> 0.1%
MY WORK TOOK ME TO NIGERIA		1	<div><div></div></div> 0.1%
NEEDED TO BE PAID MORE MONEY FOR THE SAME JOB		1	<div><div></div></div> 0.1%
NEW OPPORTUNITIE		1	<div><div></div></div> 0.1%
NO ANSWER		1	<div><div></div></div> 0.1%
NO BETTER INCOME IN GHANA		1	<div><div></div></div> 0.1%
NO PARTICULAR REASON		1	<div><div></div></div> 0.1%
NO REASON		1	<div><div></div></div> 0.1%
NO REASON I DON'T KNOW		1	<div><div></div></div> 0.1%
NO RESIDENCE PERMIT & NO WORK		1	<div><div></div></div> 0.1%

File : gh_qb_migration

q604: For what reason did you leave this country

Value	Label	Cases	Percentage
NOT READEABLE		1	0.1%
NOTHING IT WAS A GOOD GESTURE FROM A WHITEMAN IN APPRECIATION PF THE HOPITABILITY MY FAMILY SHOW HIM DURING HIS STAY IN MY FATHER'S HOTEL		1	0.1%
NOTHING, JUST ADVENTURE		1	0.1%
OCCUPATIONA TRANSFER		1	0.1%
ON LEAVE		1	0.1%
ON MISSION FROM THE GHANA FOREIGN MINISTRY OF THE EMBASSY IN THE NETHERLANDS		1	0.1%
ON RELIGIOUS ASSIGNMENT		1	0.1%
ORDAINGO A PRIEST PLUS FINISHED STUDIES PLUS WENT TO TEACH		1	0.1%
P02 WAS THERE SO HE HAD TO COME		1	0.1%
PARTNER'S INVITATION		1	0.1%
PARTNER'S INVITATION TO STAY WITH HIM		1	0.1%
PEOPLE WERE BUYING THINGS ON CREDING AND NOT PAYING BACK SO TRAVELLED TO INCREASE EARNINGS		1	0.1%

File : gh_qb_migration

q604: For what reason did you leave this country

Value	Label	Cases	Percentage
PERSONAL REASONS		1	0.1%
POLITICAL INSTABILITY		1	0.1%
POLITICAL PROBLEM, FEAR OF LIFE, AFTER A COPU IN GHANA MY FAMILY WAS THREATENED		1	0.1%
POLITICAL REASONS		1	0.1%
POOR ECONOMIC REASONS		1	0.1%
POOR ECONOMICS		1	0.1%
POOR LIVING STANDARD		1	0.1%
POVERTY		2	0.2%
POVERTY, NO GOOD JOB OPPORTUNITY		1	0.1%
PRIEST IN TRAINING REQUIREMENT		2	0.2%
PRIEST TRAINING PLUST 3RD DEGREE		1	0.1%
PROBLEMS WITH DOCUMENTS AND DISADVANTAG AS A FOREIGNER IN SPAIN		1	0.1%
PURELY EDUCATION		1	0.1%
PURSUE HIGHER EDUCATION		1	0.1%
RECEIVED SCHOLARSHIP FOR FURTHER STUDIES		1	0.1%
REFUSED RESIDENCE AND WORKING PERMIT		1	0.1%
RELATIONSHIP PROBLEM		1	0.1%

File : gh_qb_migration

q604: For what reason did you leave this country

Value	Label	Cases	Percentage
RELATIONSHIP PROBLEMS- PROBLEMS WITH HUSBAND		1	0.1%
SAME, ECONOMKIC SITUATION AND FURTHER EDUCATION		1	0.1%
SCHOOLING		1	0.1%
SEARCH FOR GREENER PASTURES		1	0.1%
SEARCHING FOR GREENER PASTURES		1	0.1%
SEEKING ASYLUM GRANTED, REFUGEE STATUS		1	0.1%
SEEKING GREENER PASTURES		1	0.1%
SETTLE		1	0.1%
SETTLEMENT		1	0.1%
SISTER WAS HERE WHO NEEDED SUPPORT		1	0.1%
SOMEONE INVITED TO THE COUNTRY & ASKED ME TO COME & ASSIST HER WITH SELLING KENKEY BUT SHE WAS A PROSTITUTE		1	0.1%
SPAIN WAS 1ST DESTINATION IN EUROPE, WENT ABCK FOR RESIDENCE PERMIT		1	0.1%
SPOUSE LIVING THERE		1	0.1%
STAY WITH MY DAD		1	0.1%

File : gh_qb_migration

q604: For what reason did you leave this country

Value	Label	Cases	Percentage
STAYED WITH FRIEND IN MADRID, BUT HIS WIFE DID NOT AGREE TO HAVE A xxx LIVING WITH THEM		1	<div></div> 0.1%
STUDIES		3	<div></div> 0.3%
STUDIES ACADEMIC REASONS		1	<div></div> 0.1%
STUDY, GREENER PASTURES IN EDUCATION		1	<div></div> 0.1%
STUDYING		1	<div></div> 0.1%
THAT WAS WHERE I HAD THE UN CONTRACT TO GO & HELP WITH THE BUILDING OF SOME STRUCTURES IN LIBERIA		1	<div></div> 0.1%
THE CATCH IN GHANA WAS TOO LOW & WE WANTED A BIG CATCH		2	<div></div> 0.2%
THE ECONOMIC CONDITIONS IN GHANA ARE NOT GOOD		1	<div></div> 0.1%
THE ECONOMIC SITUATION IN GHANA FOR TEACHERS WAS NOT GOOD		1	<div></div> 0.1%
THE ECONOMY OF GHANA WAS VERY BAD - I DID NOT ALSO LIKE THE REVOLUTION. DURING THAT PERIOD		1	<div></div> 0.1%
THE LANGUAGE		1	<div></div> 0.1%
THE MONEY I WAS GETTING		1	<div></div> 0.1%

File : gh_qb_migration

q604: For what reason did you leave this country

Value	Label	Cases	Percentage
WAS NOT ENOUGH			
THE SITUATION IN GHANA WAS HARD AT THAT TIME AND MY SISTER SAID WE SHOULD GO		1	<div><div></div></div> 0.1%
THE STANDARD OF LIVING WAS VERY HARD.		1	<div><div></div></div> 0.1%
THE TAILORING INDUSTRY HAD A BETTER MARKET THERE		1	<div><div></div></div> 0.1%
THERE IS HIGH RATE OF UNEMPLOYMENT HERE		1	<div><div></div></div> 0.1%
THERE WAS AN EXCHANGE OF PROGRAMME BETWEEN GHANA GOV'T AND BRITISH GOV'T TO TRAIN NURSES		1	<div><div></div></div> 0.1%
THERE WAS CHAOS WHEN OPPONG-WEAH LOST THE ELECTIONS & THE U.N ALSO REDREW		1	<div><div></div></div> 0.1%
THERE WAS NO MONEY IN GHANA & MY WORK WAS NOT FETCHING ENOUGH		1	<div><div></div></div> 0.1%
THERE WAS NO MONEY IN THE SYSTEM AND I WAS SO HARD UP SO I DECIDED TO TRAVEL		1	<div><div></div></div> 0.1%

File : gh_qb_migration

q604: For what reason did you leave this country

Value	Label	Cases	Percentage
THERE WAS NO WORK		1	<div></div> 0.1%
THERE WAS SERIOUS ECONOMIC PROBLEMS IN GHANA, SO I WENT OUT SEEKING GREENER PASTURES		1	<div></div> 0.1%
THERE WERE NOT ENOUGH JOBS THERE		1	<div></div> 0.1%
THINGS DID NOT WORK OUT IN GHANA		1	<div></div> 0.1%
THINGS WERE HARD FOR ME AT THAT TIME.		1	<div></div> 0.1%
THINGS WERE HARD FOR MEE. I WANTED TO GO AND LOOK FOR MONEY TO DO SOMETHING GOOD BACK HOME.		1	<div></div> 0.1%
THINGS WERE NOT MOVING ON SMOOTHLY SO I WENT IN FOR GREENER PASTURES		1	<div></div> 0.1%
THINGS WERE REALLY NOT MOVING WELL WITH ME THEN		1	<div></div> 0.1%
THINGS WERE VERY BAD SO I HAD SO I HAD TO TRAVEL		1	<div></div> 0.1%
THIS WAS MY GOAL DESTINATION		1	<div></div> 0.1%
THOUGHT BETTER OPPORTUNITIE IN UK		1	<div></div> 0.1%
TIMES WERE HARD AT		1	<div></div> 0.1%

File : gh_qb_migration

q604: For what reason did you leave this country

Value	Label	Cases	Percentage
THAT TIME IN GHANA			
TO ACCOMPANY OR JOIN MY HUSBAND		1	0.1%
TO ATTEND SCHOOL OVER THERE		1	0.1%
TO ATTEND A BIBLE COURSE & VISIT MY RELATIVES		1	0.1%
TO ATTEND A CONFERENCE		1	0.1%
TO ATTEND UNIVERSITY AND FURTHER MY STUDIES		1	0.1%
TO BABYSIT MY NIECE		1	0.1%
TO BE WITH HUSBAND		1	0.1%
TO BE WITH MY HUSBAND		1	0.1%
TO BE WITH P1 (AKUA) WHO WAS IN THE NETHERLANDS TOGETHER WITH DAUGHTER ABLEMA		1	0.1%
TO BE WITH PARTNER		2	0.2%
TO BECOME A STAYUING PERMIT TO ALLOW ME STAY IN THE EU		1	0.1%
TO BETTER MY ECONOMIC SITUATION		2	0.2%
TO BETTER MY OPPORTUNITY		1	0.1%
TO BETTER MYSELF, BUILD UP MONEY TO SET UP IN GHANA		1	0.1%

File : gh_qb_migration

q604: For what reason did you leave this country

Value	Label	Cases	Percentage
TO CHANGE EMPLOYMENT		1	0.1%
TO CHANGE ENVIRONMENT WORK AND GET MONEY		1	0.1%
TO COME AND START NEW LIFE ABROAD WITH HUSBAND		1	0.1%
TO COME AND STAY WITH AUNT TO HELP OUT MUM		1	0.1%
TO COME AND TAKE CARE OF MY SISTERS' CHILDREN		1	0.1%
TO COME AND VISIT FAMILY		1	0.1%
TO COME FOR HOLIDAYS AND VISIT MY SISTER		1	0.1%
TO COME TO MY FINAL DESTINATION		1	0.1%
TO COME TO THE NETHERLANDS WHERE THE PARENTS WERE		1	0.1%
TO CONTINUE MY EDUCATION AT THE MASTERS		1	0.1%
TO CONTINUE MY MISSIONARY WORK		1	0.1%
TO DO BUSINESS		1	0.1%
TO DO BUSINESS IN NIGERIA		1	0.1%
TO ENABLE ME ACQUIRE MORE OR BETTER ECONOMIC STATUS		1	0.1%

File : gh_qb_migration

q604: For what reason did you leave this country

Value	Label	Cases	Percentage
TO EXPAND MY HORIZON		1	<div><div></div></div> 0.1%
TO EXPAND MY HORIZONS		1	<div><div></div></div> 0.1%
TO EXPLORE NEW OPPORTUNITIE		1	<div><div></div></div> 0.1%
TO FIND A BETTER JOB AND IMPROVE LIVING CONDITIONS		1	<div><div></div></div> 0.1%
TO FIND A BETTER PART JOB		1	<div><div></div></div> 0.1%
TO FIND A JOB		1	<div><div></div></div> 0.1%
TO FIND A JOB AS ASEAMAN		1	<div><div></div></div> 0.1%
TO FIND A JOB IN SAILING		1	<div><div></div></div> 0.1%
TO FIND A JOB, IT WAS EASIER TO MAKE MONEY THAN IN GHANA		1	<div><div></div></div> 0.1%
TO FIND EMPLOYMENT		1	<div><div></div></div> 0.1%
TO FIND GREENER PASTURE		1	<div><div></div></div> 0.1%
TO FIND GREENER PASTURES AND FOR FURTHER STUDIES		1	<div><div></div></div> 0.1%
TO FIND JOB THERE		1	<div><div></div></div> 0.1%
TO FIND WORK		1	<div><div></div></div> 0.1%
TO FURTHER REDUCATION		1	<div><div></div></div> 0.1%
TO FURTHER DO MY PHD IN LAW		1	<div><div></div></div> 0.1%
TO FURTHER EDUCATION		2	<div><div></div></div> 0.2%
TO FURTHER MY CAREER		1	<div><div></div></div> 0.1%
TO FURTHER MY EDUCATION		5	<div><div></div></div> 0.5%
TO FURTHER MY		1	<div><div></div></div> 0.1%

File : gh_qb_migration

q604: For what reason did you leave this country

Value	Label	Cases	Percentage
EDUCATION AND BETTER ONE'S LIFE			
TO FURTHER STUDIES		2	0.2%
TO GET A DIPLOMA IN BRESS MAKING AND HAIR DRESSING		1	0.1%
TO GET A JOB AND MORE MONEY		1	0.1%
TO GET EMPLOYMENT		1	0.1%
TO GET GRENER PASTURES		1	0.1%
TO GET MARRIED THERE		1	0.1%
TO GET MORE INCOME FOR THE SAME JOB DONE		1	0.1%
TO GET MORE MONEY AND BUY MY OWN HOUSE AND SHOP		1	0.1%
TO GET MORE MONEY SO I CAN BUILD MY OWN HOUSE		1	0.1%
TO GET TO U.K		1	0.1%
TO GET TRAINING AND EDUCATION		1	0.1%
TO GO & EVANGELISE IN ANOTHER COUNTRY		1	0.1%
TO GO & SEEK FOR GREENER PASTURES		2	0.2%
TO GO AND DO BUSINESS		1	0.1%
TO GO AND LOOK FOR A GOOD JOB		1	0.1%
TO GO AND SEEK FOR		3	0.3%

File : gh_qb_migration

q604: For what reason did you leave this country

Value	Label	Cases	Percentage
GREENER PASTURE			
TO GO AND SEEK FOR GREENER PASTURES		1	0.1%
TO GO AND SEEK FOR GREENER PASTURES IN ITALY		2	0.2%
TO GO AND SEEK FOR GREENER PASTURES.		1	0.1%
TO GO AND TO WORK TO GET MONEY. GHANA WAS TOO HARD		1	0.1%
TO GO AND WORK		1	0.1%
TO GO AND WORK AND GET MONEY		1	0.1%
TO GO AND WORK TO GO GET MONEY TO COME AND OPEN MY OWN SHOP		1	0.1%
TO GO AS PART OF A TEAM - NGO		1	0.1%
TO GO BACK TO GHANA & TO TRAVEL TO THE NL (ITALY WAS INITIALLY MEANT AS A TRANSIT COUNTRY)		1	0.1%
TO GO FOR SOME OF THER ITEMS I LEFT BEHIND IN "83"		1	0.1%
TO GO ON A BUSSINES TRIP TO CHINA TO BUY SOME MOBILE PHONES ACCESSORIES		1	0.1%
TO GO TO SCHOOL,		1	0.1%

File : gh_qb_migration

q604: For what reason did you leave this country

Value	Label	Cases	Percentage
BEGIN A NEW LIFE AND GET THE DIVORCE			
TO GO TO THE NETHERLANDS		3	<div></div> 0.3%
TO GO TO THE NETHERLANDS AND JOIN BROTHERS, IN SEARCH OF GREENER PASTURES		1	<div></div> 0.1%
TO HAVE A BETTER FUTURE		3	<div></div> 0.3%
TO HAVE A BETTER LIFE ECONOMICALLY		1	<div></div> 0.1%
TO HAVE SOME EXPOSURE ABOUT THE WHITEMANS WAYS OF DOING THINGS		1	<div></div> 0.1%
TO HELP STEPMOTHER IN FARMING		1	<div></div> 0.1%
TO IMPROVE EDUCATIONAL OPPORTUNITIES		1	<div></div> 0.1%
TO IMPROVE MY ECONOMIC STATUS		1	<div></div> 0.1%
TO IMPROVE MY LIFE FOR A BETTER FUTURE		1	<div></div> 0.1%
TO INCREASE MY OPPORTUNITIES		1	<div></div> 0.1%
TO JOIN MY FIANCEE		1	<div></div> 0.1%
TO JOIN BROTHER		1	<div></div> 0.1%
TO JOIN FAMILY		1	<div></div> 0.1%
TO JOIN FATHER		3	<div></div> 0.3%
TO JOIN HER HUSBAND FOR SHORT PERIOD WHO WAS		1	<div></div> 0.1%

File : gh_qb_migration

q604: For what reason did you leave this country

Value	Label	Cases	Percentage
STUDYING IN UK			
TO JOIN HER PARENTS		1	0.1%
TO JOIN HER PARTNER		1	0.1%
TO JOIN HIS PARTNER		1	0.1%
TO JOIN HUSBAND		11	1.1%
TO JOIN HUSBAND IN THE UK		1	0.1%
TO JOIN MOTHER IN THE NETHERLANDS		1	0.1%
TO JOIN MOTHER IN THE UK		1	0.1%
TO JOIN MOTHER TO ATTEND UNIVERSITY		1	0.1%
TO JOIN MY BROTHER WHO WAS RICH BECAUSE HE TRAVELLED TO THE NETHERLANDS		1	0.1%
TO JOIN MY FAVOURITE AUNTIE WHO HAS JUST GIVEN BIRTH		1	0.1%
TO JOIN MY HUSBAND		14	1.3%
TO JOIN MY HUSBAND AND ALSO TO FIND EMPLOYMENT		1	0.1%
TO JOIN MY MOTHER		1	0.1%
TO JOIN MY MOTHER SO THAT I CONTINUE MY EDUCATION OR LEARN A TRADE IN NIGERIA		1	0.1%
TO JOIN MY PARENTS		3	0.3%

File : gh_qb_migration

q604: For what reason did you leave this country

Value	Label	Cases	Percentage
TO JOIN MY PARTNER		11	1.1%
TO JOIN MY PARTNER IN CANADA		1	0.1%
TO JOIN MY PARTNER IN THE UK		1	0.1%
TO JOIN MY PARTNER WHO IS ALREADY LIVING HERE		1	0.1%
TO JOIN MY REAL HUSBAND		1	0.1%
TO JOIN MY SIBLINGS AND TO HELP THE FAMILY		1	0.1%
TO JOIN MY SPOUSE		1	0.1%
TO JOIN NEWLY MARRIED SPOUSE		1	0.1%
TO JOIN OTHER FAMILY MEMBERS, TO ATTEND SCHOOL		1	0.1%
TO JOIN PARENTS		1	0.1%
TO JOIN PARTNER		5	0.5%
TO JOIN PARTNER AND WORK TO SUPPORT FAMILY		1	0.1%
TO JOIN PARTNER IN THE NETHERLANDS		1	0.1%
TO JOIN SPOUSE		1	0.1%
TO LEARN A TRADE		1	0.1%
TO LIVE INDEPENDENTLY AND TO FIND ANOTHER JOB		1	0.1%
TO LIVE WITH HUSBAND		1	0.1%



















File : gh_qb_migration

q604: For what reason did you leave this country

Value	Label	Cases	Percentage
TO LIVE WITH MY DADDY		1	0.1%
TO LIVE WITH MY HUSBAND		1	0.1%
TO LOOK FOR A BETTER LIFE		2	0.2%
TO LOOK FOR A BETTER PAID JOB		1	0.1%
TO LOOK FOR A GOOD JOB		1	0.1%
TO LOOK FOR A JOB AND MAKE MONEY		1	0.1%
TO LOOK FOR A JOB OR ECONOMIC REASONS		1	0.1%
TO LOOK FOR BETTER LIFE		1	0.1%
TO LOOK FOR GREENER PASTURE ELSEWHERE		1	0.1%
TO LOOK FOR GREENER PASTURES		2	0.2%
TO LOOK FOR GREENER PASTURES ELSEWHERE		1	0.1%
TO LOOK FOR MONEY		1	0.1%
TO LOOK FOR WORK		2	0.2%
TO LOOK FOR WORK AND GET MONEY		1	0.1%
TO LOOK FOR WORK AND MAKE MONEY		1	0.1%
TO LOOK FOR WORK SINCE I WAS NOT EARNING ENOUGH IN GHANA		1	0.1%
TO MAKE ENDS MEET AND TO MAKE A BETTER LIFE		1	0.1%
TO MARRY		1	0.1%

File : gh_qb_migration

q604: For what reason did you leave this country

Value	Label	Cases	Percentage
TO MARRY A BELGIAN FOR PAPERS		1	 0.1%
TO ME IT WAS A TRANSIT PLACE TO GO TO SPAIN		1	 0.1%
TO MEET PARTNER		1	 0.1%
TO PERSUE A DEGREE PROGRAM		1	 0.1%
TO PURSUE FURTHER EDUCATION		1	 0.1%
TO PURSUE FURTHER STUDIES		2	 0.2%
TO PURSUE HIGHER EDUCATION		1	 0.1%
TO PURSUE MASTERS DEGREE		1	 0.1%
TO PURSUE NURSING EDUCATION		1	 0.1%
TO PURUSE EDUCATION		1	 0.1%
TO REACH BELGIUM		1	 0.1%
TO REACH MY AUNTIE IN THE NETHERLANDS		1	 0.1%
TO REUNITE WITH FAMILY		1	 0.1%
TO SCHOOL		5	 0.5%
TO SCHOOL ACTUALLY. TO DO MY MASTERS PROGRAMME.		1	 0.1%
TO SCHOOL IN ANOTHER COUNTRY		1	 0.1%
TO SEARCH FOR 'GREEN PASTURE' TO WORK		1	 0.1%
TO SEARCH FOR A BETTER LIFA AND		1	 0.1%

File : gh_qb_migration

q604: For what reason did you leave this country

Value	Label	Cases	Percentage
TO JOIN MY BOYFRIEND			
TO SEARCH FOR A BETTER LIFE ABROAD		1	0.1%
TO SEARCH FOR BETTER ECONOMIC SITUATION		1	0.1%
TO SEARCH FOR BETTER JOB		1	0.1%
TO SEARCH FOR BETTER LIFE		1	0.1%
TO SEARCH FOR BETTER LIFE ABROAD		2	0.2%
TO SEARCH FOR MONEY		2	0.2%
TO SEARCH FOR PASTURES		1	0.1%
TO SEEK BETTER HEALTH ATTENTION		1	0.1%
TO SEEK BETTER LIFE ELSEWHERE		1	0.1%
TO SEEK BETTER LIFE IN EUROPE		1	0.1%
TO SEEK EMPLOYMENT AS I LOST MY JOB IN ITALY		1	0.1%
TO SEEK EMPLOYMENT BECAUSE LIFE WAS DIFFICULT FOR ME IN GHANA		1	0.1%
TO SEEK FOR A BETTER FIFE		1	0.1%
TO SEEK FOR A BETTER LIFE		2	0.2%
TO SEEK FOR BETTER JOB OPPORTUNITIE		1	0.1%
TO SEEK FOR BETTER LIFE		1	0.1%

File : gh_qb_migration

q604: For what reason did you leave this country

Value	Label	Cases	Percentage
TO SEEK FOR BETTER LIFE IN EUROPE		1	0.1%
TO SEEK FOR GREENER PASTURE TO TAKE CARE OF MY FAMILY		1	0.1%
TO SEEK FOR EMPLOYMENT		2	0.2%
TO SEEK FOR GREENER PASTURE		1	0.1%
TO SEEK FOR GREENER PASTURES		5	0.5%
TO SEEK FOR GREENER PASTURES AND A BETTER LIFE.		1	0.1%
TO SEEK FOR GREENER PASTURES IN EUROPE		1	0.1%
TO SEEK FOR GREENER PASTURES. I WANTED TO BUY A RADIO, FAN IRON, FRIDGE		1	0.1%
TO SEEK FOR GREENER PASTURE TO SUPPORT MY FAMILY		1	0.1%
TO SEEK GREENER PASTURES		11	1.1%
TO SEEK GREENER PASTURES YOU DON'T KNOW IN LIFE WHERE YOUR LUCK WILL COME FROM.		1	0.1%
TO SEEK GREENER PASTURES, I NEEDED MORE MONEY		1	0.1%
TO SEEK GREENER PROSPECTS		1	0.1%

File : gh_qb_migration

q604: For what reason did you leave this country

Value	Label	Cases	Percentage
TO SEEK MEDICAL ATTENTION AND TO BE WITH MY CHILDREN		1	0.1%
TO SETTLE IN THE NL		1	0.1%
TO SETTLE		1	0.1%
TO SETTLE DOWN WITH PARTNER		1	0.1%
TO SETTLE IN FRANCE		1	0.1%
TO START A NEW LIFE AFTER MY DIVORCE, TO GET A JOB TO SUPPORT MY CHILDREN'S EDUCATION		1	0.1%
TO START A NEW LIFE AND IMPROVE ON MY LIFE		1	0.1%
TO STAY WITH AUNT		1	0.1%
TO STAY WITH AUNTY		1	0.1%
TO STAY WITH MY MUM AND WORK		1	0.1%
TO STAY WITH MY UNCLE		1	0.1%
TO STUDY		8	0.8%
TO STUDY ABROAD		2	0.2%
TO STUDY ABROAD AND ALSO TO WORK HERE		1	0.1%
TO STUDY AND GO TO SCHOOL		1	0.1%
TO STUDY AND JOIN HUSBAND		1	0.1%
TO STUDY AND WORK		1	0.1%
TO STUDY HERE		1	0.1%

File : gh_qb_migration

q604: For what reason did you leave this country

Value	Label	Cases	Percentage
TO STUDY IN THE NETHERLANDS		1	<div></div> 0.1%
TO STUDY IN UNITED KINGDOM		1	<div></div> 0.1%
TO STUDY LAW		1	<div></div> 0.1%
TO STUDY MASTERS		1	<div></div> 0.1%
TO STUDY, DAD WAS IN THE NETHERLANDS SO WANTED TO RE- ESTABLISH CONTACT		1	<div></div> 0.1%
TO STUDY; BETTER REPUTATION OF STUDIES		1	<div></div> 0.1%
TO STUDY; REPUTATION OF THE EDUCATION SYSTEM AND GOOD JOBS IN GHANA LATER		1	<div></div> 0.1%
TO TAKE CARE OF MY DAUGHTERS' CHILDREN		1	<div></div> 0.1%
TO TAKE CARE OF MY KIDS		1	<div></div> 0.1%
TO TAKE OF MY SISTER'S CHILDREN		1	<div></div> 0.1%
TO TAKE UP A WORKING APPOINTMENT		1	<div></div> 0.1%
TO TEACH		1	<div></div> 0.1%
TO TRAAIN PLUS SECOND DEGREE WHICH IS PART OF TRAINING		1	<div></div> 0.1%
TO TRADE		1	<div></div> 0.1%
TO TRADE MY GOODS		1	<div></div> 0.1%
TO TRAIN AS A PRIEST		1	<div></div> 0.1%
TO TRANSIT		1	<div></div> 0.1%

File : gh_qb_migration

q604: For what reason did you leave this country

Value	Label	Cases	Percentage
TO TRAVEL ABROAD TO SEEK FOR GREENER PASTURES		1	0.1%
TO TRY LIFE IN ANOTHER COUNTRY		1	0.1%
TO UPGRADE MYSELF BY WORKING AND STUDYING		1	0.1%
TO VISIT		1	0.1%
TO VISIT GHANA		1	0.1%
TO VISIT MY BROTHER AND BROTHER AND ALSO WORK		1	0.1%
TO VISIT MY DAD AND ALSO PLAY PROFESSIONAL FOOTBALL		1	0.1%
TO VISIT MY ELDER BROTHERS.		1	0.1%
TO VISIT MY FAMILY		1	0.1%
TO VISIT MY FATHER		1	0.1%
TO VISIT MY FRIEND		1	0.1%
TO VISIT MY FRIEND WHO RESIDES THERE.		1	0.1%
TO VISIT MY GRANDMOTHE		1	0.1%
TO VISIT MY HUSBAND ON BUSINESS ASSIGNMENT		1	0.1%
TO VISIT MY MOTHER IN LAW		1	0.1%
TO VISIT MY PARENTS IN THAT COUNTRY		1	0.1%
TO VISIT MY SICK MOTHER		1	0.1%

File : gh_qb_migration

q604: For what reason did you leave this country

Value	Label	Cases	Percentage
TO VISIT MY SPOUSE		1	0.1%
TO VIST MY SISTER		1	0.1%
TO VIVIT MY MOTHER WHO THEN WAS SELLING KENKEY THERE		1	0.1%
TO WORK		22	2.1%
TO WORK AND FOR BETTER OPPORTUNITIE		1	0.1%
TO WORK AND GET MONEY		1	0.1%
TO WORK AND GET MONEY AND THEN TO STUDY		1	0.1%
TO WORK AND GET MONEY TO IMPROVE LIVING CONDITION		1	0.1%
TO WORK AND GET MORE MONEY TO TRAVEL TO GERMANY		1	0.1%
TO WORK AND MAKE A LIVING		1	0.1%
TO WORK AND MAKE MONEY		2	0.2%
TO WORK AND MAKE MONEY AND ALSO CATER FOR MY AUNTY'S KIDS		1	0.1%
TO WORK AND SECURE BETTER LIVING		1	0.1%
TO WORK AND THEN LATER CONTINUE MY EDUCATION		1	0.1%

File : gh_qb_migration

q604: For what reason did you leave this country

Value	Label	Cases	Percentage
TO WORK FOR A BETTER PAY		1	0.1%
TO WORK FOR BETTER PAID JOB		1	0.1%
TO WORK IN A COMPANY		1	0.1%
TO WORK IN NIGERIA		1	0.1%
TO WORK OR FOR EMPLOYMENT.		1	0.1%
TO WORK SMALL TO GET CASH		1	0.1%
TO WORK THERE		1	0.1%
TO WORK THERE AS FISHERMAN		1	0.1%
TO WORK TO EARN A BETTER LIVING		1	0.1%
TO WORK. ACTUALLY MY EMPLOYERS TOOK ME THERE.		1	0.1%
TRANSIT		1	0.1%
TRANSIT AND LATER JOIN PARENTS IN THE NETHERLANDS		1	0.1%
TRANSIT TO GHANA		1	0.1%
TRANSIT TO TEH UK		1	0.1%
TRANSIT TO THE UK		1	0.1%
TRASIT I WAS GOING TO MOZAMBIQUE IT WAS CHEAPER THAT WAY		1	0.1%
TRAVELLING TO GHANA		2	0.2%
TRAVELLING TO SOUTH AFRICA		1	0.1%

File : gh_qb_migration

q604: For what reason did you leave this country

Value	Label	Cases	Percentage
UNCLE IN THE NETHERLANDS TOLD HIM EUROPE WAS BETTER		1	0.1%
UNEMPLOYMENT REASON		1	0.1%
USED AS A GATEWAY TO UK		1	0.1%
VISIT BROTHER		1	0.1%
VISIT MY DAUGHTER AND SON-IN-LAW AND TO TAKE CARE OF MY GRAND CHILDREN		1	0.1%
VISIT SISTER WHO LIVED IN GERMANY WITH INTENTION TO STAY WITH HER		1	0.1%
VISIT WIFE		1	0.1%
VISITING, BUT I STAYED FOR LONGER		1	0.1%
VISITING, DECIDED TO STAY		1	0.1%
WANT A GOOD LIFE OTHERS A COMFORTABLE LIFE FOR MYSELF AND FAMILY		1	0.1%
WANT TO FURTHER MY EDUCATION		1	0.1%
WANTED A BETTER JOB		1	0.1%
WANTED TO BUT MY OWN CARGO AND ALSO TO MAKE ENS MEET		1	0.1%
WANTED TO COME LEGALLY		1	0.1%
WANTED TO GAIN		1	0.1%

File : gh_qb_migration

q604: For what reason did you leave this country

Value	Label	Cases	Percentage
INTERNATIONAL WORK EXPERIENCE OUTSIDE GHANA			
WANTED TO LIVE IN EUROPE		1	<div></div> 0.1%
WANTED TO TRAVEL		1	<div></div> 0.1%
WANTED TO TRAVEL ABROAD FOR A CHANGE OF LIFE		1	<div></div> 0.1%
WANTS SOME INTERNATIONAL WORK EXPERIENCE		1	<div></div> 0.1%
WAS EASY TO FIND A JOB IN NL		1	<div></div> 0.1%
WAS INVITED BY BROTHER		1	<div></div> 0.1%
WAS NOT HAPPY WITH THE STATE OF THE ECONOMY		1	<div></div> 0.1%
WAS RECRUITED IN GHANA BY UK TO BE TRAINED AND WORK AS NURSE		1	<div></div> 0.1%
WAS TOLD THAT THE NETHERLANDS ARE BETTER AND EASY TO GET A JOB		1	<div></div> 0.1%
WE HAD A JOB IN A TRANSPORT COMPANY AS MECHANICS		1	<div></div> 0.1%
WE HAD JUST SEPARATED AND I WANTED TO START A NEW LIFE		1	<div></div> 0.1%
WE REALIZED THE NIGERIANS WERE GOING TO SACK US		1	<div></div> 0.1%

File : gh_qb_migration

q604: For what reason did you leave this country

Value	Label	Cases	Percentage
SINCE THEY REALIZED MOST JOBS WERE ACQUIRED BY FOREIGNERS			
WE WANTED A BIG CATCH SO WE TRAVELLED IN SEARCH OF RACE WE COULD HAVE THE BIG CATCH		1	<div><div></div></div> 0.1%
WE WANTED TO GO AND VISIT MY HUSBAND'S RELATIVES AND STAY WITH THEM AWHILE.		1	<div><div></div></div> 0.1%
WE WENT FOR A PEACE-KEEPING MISSION		1	<div><div></div></div> 0.1%
WE WENT TO FISH THERE MY BROTHER & I		1	<div><div></div></div> 0.1%
WENT THERE TO MAKE MONEY AND CAME BACK		1	<div><div></div></div> 0.1%
WENT THERE TO SCHOOL AND WORK		1	<div><div></div></div> 0.1%
WENT THERE TO WORK		2	<div><div></div></div> 0.2%
WENT TO TEACH		1	<div><div></div></div> 0.1%
WENT WITH MOTHER AFTER PARENT DIVORCE		1	<div><div></div></div> 0.1%
WENT WITH PARENTS DON'T KNOW WHY THEY LEFT		1	<div><div></div></div> 0.1%
WERE ASKED BY THE AUTHORITY TO LEAVE		1	<div><div></div></div> 0.1%
WON SCHOLARSHIP		1	<div><div></div></div> 0.1%

File : gh_qb_migration

q604: For what reason did you leave this country

Value	Label	Cases	Percentage
FOR ONE YEAR RESIDENTIAL STUDY			
WORK		3	0.3%
WORK IS VERY TIDEIOUS AND FINDING ANOTHER ONE WAS FRUSTRATING		1	0.1%
WORKING CONTRACT TERMINATED (NO JOB)		1	0.1%

Warning: these figures indicate the number of cases found in the data file. They cannot be interpreted as summary statistics of the population of interest.

q604c2: Reasons of migration coded level 2

Information	[Type= discrete] [Format=numeric] [Range= 111-1114] [Missing=*]
Statistics [NW/ W]	[Valid=1004 /-] [Invalid=954 /-]
Universe	If Ego has already stayed outside Ghana
Notes	Reasons of migration coded level 2, constructed from the open variable q604 (detailed codes more than 20 values)

Value	Label	Cases	Percentage
111	Join partner/Marriage	105	10.5%
112	Join father/ mother	24	2.4%
113	Look for a partner(to get documents)	1	0.1%
114	Family reunification/Join another relative	23	2.3%
115	Join children	2	0.2%
116	Join brothers/sisters	8	0.8%
121	Accompany partner	26	2.6%
122	Accompany father/mother	7	0.7%
123	Accompany another relative	5	0.5%
125	Accompany children	0	
126	Accompany brother/sister	1	0.1%
131	Visiting a family member	17	1.7%
132	Parents/family member invitation	4	0.4%
141	Divorce/separation	7	0.7%
142	Death of father/ mother	2	0.2%
143	Death of partner	1	0.1%
144	Arrival of co-wife	0	
145	Death of another relative	0	
151	Has been fostered	0	
161	Family problems / Illness of a relative	5	0.5%
171	education of children	0	
211	To work/ to look for a job/ earn money	90	9.0%
212	Got a job/ an employment contract	10	1.0%

File : gh_qb_migration

q604c2: Reasons of migration coded level 2

Value	Label	Cases	Percentage
213	To look for a steady job / a better paid job	18	1.8%
214	Better earning/ easier to find a job/ easier to exert his jo	10	1.0%
215	Prefers to work elsewhere	9	0.9%
216	To work in a family business	1	0.1%
221	No job opportunity	8	0.8%
222	Unemployment/ Los his job/ poor working conditions	12	1.2%
231	Work / business doesn't go well	2	0.2%
232	Low salary/ earnings	2	0.2%
241	On a mission	7	0.7%
242	Military service/ enrollment	0	
243	Professional assignment/ accompany his boss	6	0.6%
244	evangelism mission	5	0.5%
245	To do business/ to set up a business	12	1.2%
246	To sell his business	0	
247	Business prospecting mission	0	
251	Sportsman trip	4	0.4%
252	Artist trip	2	0.2%
254	To attend a conference	1	0.1%
261	end of mission/ end of contract	1	0.1%
311	Go to study	68	6.8%
312	Specialization studies	46	4.6%
313	Formation doesn't exist in the country	0	
314	Student exchange	1	0.1%
321	Got a scholarship	4	0.4%
322	Succeed to an admission competition	0	
331	Internship	2	0.2%
332	Training	1	0.1%
341	Study religion	7	0.7%
342	Learn a job	5	0.5%
343	end of studies	2	0.2%
411	To look for a better life/ improve his situation	155	15.4%
412	To try his chance / to find better opportunities	19	1.9%
413	earn more money / earn enough money to open activities in or	12	1.2%
421	Help/support his family	1	0.1%
422	Poverty / difficulty to financially make ends meet	10	1.0%
423	Poor personal living conditions	25	2.5%
431	economic problem / poor economic situation in the country	54	5.4%
432	Drought	0	
501	To get cured	3	0.3%
503	Illness	0	
504	Get better cure	1	0.1%
505	Give birth in another country	1	0.1%
604	Language facilities	0	

File : gh_qb_migration

q604c2: Reasons of migration coded level 2

Value	Label	Cases	Percentage
611	Somebody else advice	1	0.1%
612	Family advice	7	0.7%
613	Friend s advice	0	
621	God's will	0	
622	Chance	1	0.1%
701	Transit	18	1.8%
702	Join another country	12	1.2%
801	Have a valid visa	2	0.2%
803	Language	1	0.1%
804	Possibility / easiness to get residence permit	6	0.6%
805	Friend invitation/ join a friend/ an acquaintance	4	0.4%
806	Visit a friend / an acquaintance	2	0.2%
807	Accompany a friend / an acquaintance	1	0.1%
808	Got a sponsorship	1	0.1%
809	Won the green card lottery	0	
901	Insecurity/different convictions with government	1	0.1%
902	Possibility of asylum	0	
903	Wanted	0	
905	Asylum	2	0.2%
906	Political problems	1	0.1%
907	Don t like the government	1	0.1%
909	Civil war / political instability	4	0.4%
1001	Adventure /Desire to travel/ curiosity/ desire to discover a	14	1.4%
1003	Holidays	4	0.4%
1004	Desire of change/ of country change/ to leave	7	0.7%
1005	Desire to go to europe/ to a specific country	14	1.4%
1007	Doesn't like the country/ was deceived by the country	3	0.3%
1101	Other	8	0.8%
1102	No residence permit/ difficulty to get residence permit	9	0.9%
1103	No particular reason	3	0.3%
1104	Repressed/ expelled	3	0.3%
1105	Wants to return to his country	2	0.2%
1106	Wants to pick up his goods/properties	1	0.1%
1107	To do like everyone does and leave the country	2	0.2%
1108	Asylum refusal	6	0.6%
1109	Knows nobody in the country	1	0.1%
1110	Xenophobia/ country not favorable for foreigners	2	0.2%
1111	Couldn t live in this country	3	0.3%
1112	Problems with friends/acquaintances in this country	2	0.2%
1113	Participate to green card lottery	0	
1114	Swindled by the agent	0	
Sysmiss		954	

Warning: these figures indicate the number of cases found in the data file. They cannot be interpreted as summary statistics of the population of interest.

File : gh_qb_migration

q604c1: Reasons of migration coded level 1

Information	[Type= discrete] [Format=numeric] [Range= 1-2147483624] [Missing=*]
Statistics [NW/ W]	[Valid=1006 /-] [Invalid=952 /-]
Universe	If Ego has already stayed outside Ghana
Notes	Reasons of migration coded level 1, constructed from the open variable q604

Value	Label	Cases	Percentage
1	Family	238	23.7%
2	Work	200	19.9%
3	Studies	136	13.5%
4	Seeking better life conditions	276	27.4%
5	Health	5	0.5%
6	Someone else decided	9	0.9%
7	Transit	30	3.0%
8	Easy travel	17	1.7%
9	Political issues	9	0.9%
10	Discovery	42	4.2%
11	Other reasons	44	4.4%
Sysmiss		952	

Warning: these figures indicate the number of cases found in the data file. They cannot be interpreted as summary statistics of the population of interest.

q605: For what reason did you choose to go to "country to stay"

Information	[Type= discrete] [Format=character] [Missing=*]
Statistics [NW/ W]	[Valid=1040 /-]
Universe	If Ego has already stayed outside Ghana
Literal question	605. And for what reasons did you choose to go to "country of stay" rather than to another country?
Interviewer's instructions	Note precisely and verbatim the entire response

Value	Label	Cases	Percentage
.a		2	0.2%
.b		14	1.3%
0		1	0.1%
1 ST DESTINATION		1	0.1%
2ND BEST ALTERNATIVE TO THE USA		1	0.1%
A COUSIN IN UNITED KINGDOM WAS ALSO IN SECRATARIAL FIELD SO SHE ASKED ME TO JOIN HER		1	0.1%
A COUSIN OF MINE WHO LIVED THERE ENCOURAGED ME TO COME		1	0.1%











File : gh_qb_migration

q605: For what reason did you choose to go to "country to stay"

Value	Label	Cases	Percentage
A DOOR OPENED FOR ME AND I TOOK ADVANTAGE OF IT		1	 0.1%
A FREIND CONVINCED ME		1	 0.1%
A FRIEND ADVISED ME LIFE WAS BETTER THERE		1	 0.1%
A FRIEND ASK ME TO COME AND WORK AT A CLEANING COMPANY		1	 0.1%
A FRIEND ASKED ME TO TRY AND COME THERE. HE WAS THERE		1	 0.1%
A FRIEND CONVINCED ME TO GO THERE HE SAID WE COULD MAKE ENOUGH MONEY THERE.		1	 0.1%
A FRIEND HELPED ME THERE WAS A FIRM WHO NEEDS PLUMBERS.		1	 0.1%
A FRIEND HELPED ME TO GET A GERMAN VISA I JUST WANTED TO GO ELSEWHERE		1	 0.1%
A FRIEND IN SOUTH AFRICA SPONSORED HIS STUDIES		1	 0.1%
A FRIEND LINKED ME		1	 0.1%
A FRIEND LIVES THERE		1	 0.1%














File : gh_qb_migration

q605: For what reason did you choose to go to "country to stay"

Value	Label	Cases	Percentage
A FRIEND OF MINE WAS ALREADY HERE AND SHE CONVINCED ME TO COME		1	 0.1%
A FRIEND OF MINE WAS ALREDY THERE, SO IT WAS EASIER TO ADJUST		1	 0.1%
A FRIEND OFFERED ME AN OPPORTUNITY TO WORK THERE		1	 0.1%
A FRIEND WHO HAD TRAVELLED THERE EARLIER TOLD ME THE CONDITIONS THERE WAS BETTER		1	 0.1%
A LOT OF MY COLLEAGUES NURSES WERE GOING AND I ALSO DECIDED TO JOIN THEM		1	 0.1%
A LOT OF PEOPLE TALKED ABOUT		1	 0.1%
A LOT OF PEOPLE WERE GOING THERE		1	 0.1%
A LOT OF PEOPLE WERE GOING TO GERMANY AT THE TIME		1	 0.1%
A TOWNFOLK A NEW FROM GHANA LIVED HERE		1	 0.1%
A VISITOR FROM THE NETHERLANDS CONFIRMED CONDITIONS WERE BETTER HERE		1	 0.1%

File : gh_qb_migration

q605: For what reason did you choose to go to "country to stay"

Value	Label	Cases	Percentage
A WHITE FRIEND INVITED ME TO USA		1	 0.1%
ADVICE FROM FRIENDS		1	 0.1%
ADVICE FROM MY BROTHER		1	 0.1%
ADVICE FROM MY UNCLE		1	 0.1%
AGAIN FRIENDS CONVINCED ME		1	 0.1%
ALL MY FRIENDS WERE GOING THERE & THEY CAME BACK WITH A LOT OF MONEY		1	 0.1%
ALL OF FAMILY WAS LIVING OUTSIDE AND IT WAS GOOD TO JOIN THEM		1	 0.1%
ALREADY KNEW SOMEONE THERE		1	 0.1%
ALREADY LIVING THERE		1	 0.1%
ALWAYS WANTED TO GO TO BRITAIN, FRIENDS HAD VISITED AND TOLD HER ABOUT IT		1	 0.1%
AMSTERDAM IS BETTER THAN UK		1	 0.1%
AN AUNT LIVED THERE AND FACILITATED MY TRIP TO THE NETHERLANDS		1	 0.1%
AND HAD THE OPPORTUNITY TO JOIN A SHIP GOING THERE		1	 0.1%


File : gh_qb_migration

q605: For what reason did you choose to go to "country to stay"

Value	Label	Cases	Percentage
APPLIED AND GOT A SCHOLARSHIP TO STUDY		1	0.1%
ASYLUM		3	0.3%
ASYLUM CONDITIONS WAS BETTER AND I COULD FIND A JOB ALSO		1	0.1%
AT THAT TIME NIGERIAN'S ECONOMY WAS PERFORMING CREDITABLY THAN THAT OF GHANA		1	0.1%
AT THAT TIME THAT WAS THE PLACE ONE CAN GET MONEY		1	0.1%
AUNTY WAS THERE		1	0.1%
B ECAUSE MY FATHER WAS GOING THERE		1	0.1%
BACAUSE THAT IS THE PLACE MY PARTNER WAS		1	0.1%
BASICALLY BECAUSE FO THE SCHOLARSHIP OPPORTUNITIE AND THE SPECIFIC STUDY PROGRAMME		1	0.1%
BECASUE MY UNCLE WAS THERE		1	0.1%
BECAUSE A FRIEND INVITED ME		1	0.1%
BECAUSE AUNT LIVES IN UK		1	0.1%
BECAUSE BROTHER WAS THERE		1	0.1%

File : gh_qb_migration

q605: For what reason did you choose to go to "country to stay"

Value	Label	Cases	Percentage
BECAUSE DURING THIS TIME ONE NEEDED NO VISA TO GO THERE AND THERE WAS ENOUGH JOB TO DO		1	 0.1%
BECAUSE EASY TO MAKE IT IN THE USA		1	 0.1%
BECAUSE ENGLAND RECEIVES A SCHOLARSHIP FROM DFID		1	 0.1%
BECAUSE ENGLISH IS SPOKEN		1	 0.1%
BECAUSE ENGLISH IS SPOKEN HERE		1	 0.1%
BECAUSE ENGLISH IS THE OFFICIAL LANGUAGE AND I SPEAK IT		1	 0.1%
BECAUSE ENGLISH IS THE SPOKEN LANGUAGE		1	 0.1%
BECAUSE EVERYBODY WERE GOING AND THE HARSH ECONOMIC CONDITION IN GHANA COMPELLED ME TO LEAVE		1	 0.1%
BECAUSE EVERYONE WAS GOING THERE		1	 0.1%
BECAUSE FAMILY WERE HERE AND TO JOIN HIS WIFE		1	 0.1%
BECAUSE FATHER IS BRITISH AND UK IS THE BEST PLACE TO COME		1	 0.1%












File : gh_qb_migration

q605: For what reason did you choose to go to "country to stay"

Value	Label	Cases	Percentage
BECAUSE FRANCE DID NOT WORK OUT AND CONDITIONS THERE ARE FRIENDLIER TO IMMIGRANTS		1	0.1%
BECAUSE GHANA WAS A BRITISH COLONY		1	0.1%
BECAUSE HE KNEW COMFORT IN THE UK AND SHE INVITED EGO TO COME		1	0.1%
BECAUSE HER PARTNER IS LEAVING AT "COUNTRY OF STAY"		1	0.1%
BECAUSE HIS BROTHER WAS THERE AND TO FIND A JOB		1	0.1%
BECAUSE HUSBAND LIVED IN THE NETHERLANDS		1	0.1%
BECAUSE HUSBAND WAS THERE		3	0.3%
BECAUSE I GOT A SCHOLARSHIP TO STUDY HERE		1	0.1%
BECAUSE I HAD A COUSIN THERE		1	0.1%
BECAUSE I HAD NO ONE TO GO TO AND I THOUGHT IT WOULD BE EASY TO GO THERE BECAUSE OF THE LANGUAGE		1	0.1%
BECAUSE I LIKED THAT		1	0.1%

File : gh_qb_migration

q605: For what reason did you choose to go to "country to stay"

Value	Label	Cases	Percentage
PARTICULAR SCHOOL			
BECAUSE I LIKED THE COUNTRY AND I HAD RELATIVES THERE		1	 0.1%
BECAUSE I THOUGHT I COULD GATHER SOME MONEY		1	 0.1%
BECAUSE I WANTED TO GO THERE PARTICULARLY FOR SIGHT SEEING		1	 0.1%
BECAUSE I WANTED TO PLAY FOOTBALL AND ALSO MEET MY FATHER		1	 0.1%
BECAUSE I WAS TRASITING		1	 0.1%
BECAUSE IT IS A GOOD SCHOOL		1	 0.1%
BECAUSE IT IS ENGLISH SPEAKING		1	 0.1%
BECAUSE IT IS ENGLISH SPEAKING AS GHANA		1	 0.1%
BECAUSE IT WAS CHEAPER TO LIVE WITH UNCLE		1	 0.1%
BECAUSE IT WAS EASIER TO COME TO THE UK RATHER THAN ANY OTHER COUNTRY		1	 0.1%
BECAUSE IT WAS EASIER TO GET THE VISA TI THAILAND		1	 0.1%

File : gh_qb_migration

q605: For what reason did you choose to go to "country to stay"

Value	Label	Cases	Percentage
BECAUSE IT WAS EASTER THEN		1	 0.1%
BECAUSE IT WAS ECONOMICALLY GOOD TO GO THERE		1	 0.1%
BECAUSE IT WAS THE CHEAPEST CONNECTION AT THAT MOMENT		1	 0.1%
BECAUSE MY AUNTIE WAS HERE		1	 0.1%
BECAUSE MY BROTHER WAS ALREDY THERE. I COULD GET GOOD JOB WITH BETTER WAGE		1	 0.1%
BECAUSE MY BROTHER WAS THERE		1	 0.1%
BECAUSE MY COUSIN ENGOURAGED ME TO		1	 0.1%
BECAUSE MY DADDY LIVED HERE		1	 0.1%
BECAUSE MY DAUGHTER NEEDED ME TO DO THAT FOR HER		1	 0.1%
BECAUSE MY EMPLOYER DECIDED ABOUT IT		1	 0.1%
BECAUSE MY FAMILY WAS IN NIGERIA		1	 0.1%
BECAUSE MY FATHER LIVED HERE. AND I THOUGHT I COULD COME HERE AND MOVE ON TO MY PARTNER IN UK		1	 0.1%

File : gh_qb_migration

q605: For what reason did you choose to go to "country to stay"

Value	Label	Cases	Percentage
BECAUSE MY FRIEND STAYED HERE AND INVITED ME OVER		1	0.1%
BECAUSE MY FRIEND WAS THERE IT WAS EASIER THERE THAN ANY OTHER COUNTRY		1	0.1%
BECAUSE MY FRIENDS ARE THERE		1	0.1%
BECAUSE MY FRIENDS WERE THERE		1	0.1%
BECAUSE MY HUSBAND LIVES THERE		1	0.1%
BECAUSE MY HUSBAND STAYED THERE		1	0.1%
BECAUSE MY HUSBAND WAS ALREADY LIVING IN UK		1	0.1%
BECAUSE MY HUSBAND WAS ALREADY THERE		2	0.2%
BECAUSE MY HUSBAND WAS LIVING THERE		1	0.1%
BECAUSE MY HUSBAND WAS THERE		1	0.1%
BECAUSE MY HUSBAND WAS THERE AND HE INVITE ME.		1	0.1%
BECAUSE MY HUSBAND WAS TRADING IN THE SAME COUNTRY AFTER HIS DEATH I CONTINUED		1	0.1%
BECAUSE MY MOTHER WAS		1	0.1%














File : gh_qb_migration

q605: For what reason did you choose to go to "country to stay"

Value	Label	Cases	Percentage
ALREADY THERE SO I THOUGHT IT WISE TO JOIN HER SO THAT I CAN WORK.			
BECAUSE MY PARENTS HAVE LIVED IN LONDON BEFORE; LANGUAGE		1	0.1%
BECAUSE MY PARENTS WERE HERE		1	0.1%
BECAUSE MY PARENTS WERE HERE ALREADY		1	0.1%
BECAUSE MY PARTNER IS HERE		1	0.1%
BECAUSE MY PARTNER IS LIVING HERE		1	0.1%
BECAUSE MY PARTNER WAS STAYING IN THE NETHERLANDS		1	0.1%
BECAUSE MY SISTER IS HERE + BE OF OPPORTUNITY TO DO MY PROGRAM/ STUDY		1	0.1%
BECAUSE MY SISTER LIVED HERE		1	0.1%
BECAUSE MY SPOUSE WAS THERE FOR LANGUAGE		1	0.1%
BECAUSE MY WIFE HAD BEEN INVITED BY HER BROTHER		1	0.1%
BECAUSE MY WIFE IS THERE		1	0.1%
BECAUSE NIGERIA ECONOMY WAS STRONG AND EVEN THE		1	0.1%

File : gh_qb_migration

q605: For what reason did you choose to go to "country to stay"

Value	Label	Cases	Percentage
GERMANS WERE TROOPING THERE. THERE WAS ALSO NO NEED FOR USA			
BECAUSE OF BETTER OPPORTUNITIE		1	 0.1%
BECAUSE OF FAMILY HERE		1	 0.1%
BECAUSE OF FAMILY RELATION		1	 0.1%
BECAUSE OF FIRE INSTABILITY I THOUGHT IT WOULD BE BETTER TO FIND A SAFE AND PEACEFUL PLACE WHICH I THOUGHT COTE D'IVIORE BY THEN WAS ONE		1	 0.1%
BECAUSE OF HUSBAND		1	 0.1%
BECAUSE OF ITALY WHER MY SISTER WAS TRADING AND LESS TAXING		1	 0.1%
BECAUSE OF LANGUAGE AND SPOUSE		1	 0.1%
BECAUSE OF MY HUSBAND		1	 0.1%
BECAUSE OF MY MOTHER		1	 0.1%
BECAUSE OF MY MOTHER-IN-LAW		1	 0.1%
BECAUSE OF MY SON		1	 0.1%
BECAUSE OF P02 HW HAD ONLY NETHERLANDS IN MIND		1	 0.1%
BECAUSE OF PARTNER		1	 0.1%

File : gh_qb_migration

q605: For what reason did you choose to go to "country to stay"

Value	Label	Cases	Percentage
BECAUSE OF SOME RELATIONS		1	0.1%
BECAUSE OF THE AVAILABILITY OF JOBA THERE BY THEN		1	0.1%
BECAUSE OF THE SCHOLARSHIP EARNED THROUGH CADBURY		1	0.1%
BECAUSE OF THE SCHOLARSHIP PROGRAM		1	0.1%
BECAUSE OF THE SPANISH LANGUAGE I WAS PURSUING		1	0.1%
BECAUSE OF THE TYPE OF DISH I WANTED TO LEARN TO COOK		1	0.1%
BECAUSE OF THE WORK CONTRACT WITH DRUMMING COMPANY IN UK		1	0.1%
BECAUSE RELATIVE (AUNT) WAS LIVING HERE		1	0.1%
BECAUSE SHE ALREADY HAD RELATIONS THERE		1	0.1%
BECAUSE THAT IS WHERE HE WAS		1	0.1%
BECAUSE THAT IS WHERE MY PARTNER IS		1	0.1%
BECAUSE THAT WAS WHERE THE PERSON COVERING		1	0.1%

File : gh_qb_migration

q605: For what reason did you choose to go to "country to stay"

Value	Label	Cases	Percentage
ME WITH WAS PAPERS WAS			
BECAUSE THE CONNECTION MAN SAID IT WAS OUR STOPOVER COUNTRY		1	<div></div> 0.1%
BECAUSE THE HUSBAND WAS IN THE UK		1	<div></div> 0.1%
BECAUSE THE LIVING CONDICTION THERE WERE OKAY		1	<div></div> 0.1%
BECAUSE THERE WAS NO MONEY IN HERE		1	<div></div> 0.1%
BECAUSE THIS IS THE PLACE MY HUSBAND GOT A JOB		1	<div></div> 0.1%
BECAUSE THIS IS WHERE MY HUSBAND IS		1	<div></div> 0.1%
BECAUSE THIS IS WHERE MY HUSBAND LIVES		1	<div></div> 0.1%
BECAUSE WIFE WAS IN THE NETHERLANDS		1	<div></div> 0.1%
BECUASE THAT WAS WHERE MY AUNTIE WAS AND SHE WAS THE ONE WHO SENT ME THERE		1	<div></div> 0.1%
BETTER EDUCATION		1	<div></div> 0.1%
BETTER EDUCATIONAL OPPORTUNITIE BECAUSE ENGLISH IS SPOKEN HERE		1	<div></div> 0.1%
BETTER LIVING AND MORE		1	<div></div> 0.1%

File : gh_qb_migration

q605: For what reason did you choose to go to "country to stay"

Value	Label	Cases	Percentage
CHANGES TO GREENER PASTURES			
BETTER LIVING CONDITIONS AND MORE CHANCES TO GREENER PASTURES		1	0.1%
BETTER OPPORTUNITIE		1	0.1%
BETTER STANDARD OF LIVING		1	0.1%
BORTHERS ARE HERE AND SOME OTHER FAMILY, NO LANGUAGE BARRIER		1	0.1%
BRITISH LAW IS SIMILAR TO GHANAIAAN LAW		1	0.1%
BROTHER ADVISED TO COME AND STAY		1	0.1%
BROTHER WAS THERE		3	0.3%
BROTHER'S ADVICE		1	0.1%
BROTHER'S EDUCATION AND ENGLISH LANGUAGE		1	0.1%
BROTHERS IN UK		1	0.1%
BY CHANCE, NOT MY INTENTION. IT WAS IRONIE APPLIED AND GOT ACCEPTED		1	0.1%
CAN GO THERE BY CAR WITHOUT A PASSPORT OR A VISA		1	0.1%
CHANCE TO GET VISA		1	0.1%
CHANGE OF ENVIRONMENT		1	0.1%

File : gh_qb_migration

q605: For what reason did you choose to go to "country to stay"

Value	Label	Cases	Percentage
CHEAPER AIRFARE		1	0.1%
CLOSE TO GERMANY		1	0.1%
CLOSER TO HOME (GHANA)		1	0.1%
CLOSETS PLACE TO GO SO I CAN GO TO ENGLAND FROM HERE.		1	0.1%
COLONIAL COUNTRY, SPEAK ENGLISH		1	0.1%
COLONIAL TIES, I WOULD HAVE GONE TO FRANCE IF THEY HAD BEEN IN GHANA		1	0.1%
CONVICTION FROM FAMILY MEMBERS		1	0.1%
COULD SPEAK ENGLISH		1	0.1%
COURSE AT UNI FOR INTERNATIONAL DEVELOPMENT WAS BEST IN UK		1	0.1%
DAD LIVES THERE		1	0.1%
DAD WAS STAYING THERE		1	0.1%
DID A GERMAN COURSE IN GHANA		1	0.1%
DIDN'T CHOSE, HUSBAND WAS DUTCH		1	0.1%
DIDN'T WANT TO GO TO US + CLASSMATES HAD BEEN TO UK		1	0.1%
DIPLOMATIC MISSION		1	0.1%
DON'T KNOW WHY. HAD NO		1	0.1%

File : gh_qb_migration

q605: For what reason did you choose to go to "country to stay"

Value	Label	Cases	Percentage
PREFERENCE WAS JUST A KID			
DUE TO LANGUAGE BECAUSE I AM AN ENGLILSCH SPEAKER		1	<div></div> 0.1%
DUE TO THE DEGREE I WANTED TO PURSUE		1	<div></div> 0.1%
DUE TO THE NATURE OF THE INSTITUTION I WANTED TO STUDY.		1	<div></div> 0.1%
DURING THIS PERIOD IT WAS QUITE EASY TO GET ACCESS TO GERMANY		1	<div></div> 0.1%
DURING THOSE TIMES NIGERIA WAS HAVING A GOOD ECONOMIC CLIMATE.		1	<div></div> 0.1%
EASE OF FINDING A COLLEGE		1	<div></div> 0.1%
EASE OF TRAVELLING		1	<div></div> 0.1%
EASIEST USE OF LANGUAGE AND AWARE OF THE CUSTOM AND CULTURE		1	<div></div> 0.1%
EASY TO CONNECT TO EUROPE		1	<div></div> 0.1%
EASY TO CONNECT TO EUROPE FROM HERE		1	<div></div> 0.1%
EASY TO CONNECT TO U.S.A		1	<div></div> 0.1%
EASY TO GET THERE		1	<div></div> 0.1%
EASY TO LEGALISE		1	<div></div> 0.1%
















File : gh_qb_migration

q605: For what reason did you choose to go to "country to stay"

Value	Label	Cases	Percentage
STAY AND FIND JOB TO DO			
EASY TO SETTLE IN THE NETHERLANDS		1	0.1%
EASY TO TRAVEL TO EUROPE FROM THIS COUNTRY		2	0.2%
ECONOMIC OPPORTUNITIE		1	0.1%
ECONOMIC WAS VERY GOOD IN NIGERIA AND EVERYONE WAS GOING THERE		1	0.1%
EDUCATION		1	0.1%
EDUCATION AND SPOUSE		1	0.1%
ELDER BROTHER WAS HERE. BECAUSE OF ENGLISH LANGUAGE		1	0.1%
EMPLOYMENT		2	0.2%
ENCOURAGED BY FAMILY, SPOKE THE LANGUAGE AND HAD A FRIEND HERE		1	0.1%
ENGLISH LANGUAGE		1	0.1%
ENGLISH SPEAKING (NOT GMATS AS IN USA)		1	0.1%
ENGLISH SPEAKING COUNTRY		1	0.1%
ENGLISH SPEAKING THE LIFESTYLE		1	0.1%
ENGLISH WAS MY LANGUAGE AND COULD WORK		1	0.1%



















File : gh_qb_migration

q605: For what reason did you choose to go to "country to stay"

Value	Label	Cases	Percentage
ESTABLISHED A BUSINESS THERE		1	 0.1%
EUROPE IS MY CHOICE AND THE NETHERLANDS IS A PART OF IT		1	 0.1%
EVEN WITHOUT A PASSPORT BY THEN YOU COULD TRAVEL TO NIGERIA		1	 0.1%
EVERY BODY WANTED TO GO TO LOOK FOR MONEY		1	 0.1%
EVERY BODY WAS GOING TO LAGOS		1	 0.1%
EVERY BODY WAS GOING TO NIGERIA AT THE TIME		1	 0.1%
EVERY ONE WAS GOING THERE		1	 0.1%
EVERYBODY WANTED TO GO TO NIGERIA. IT WAS EASY TO GET THERE..		1	 0.1%
EX-PATRIATE CONTRACT TO WORK FOR PARTNER		1	 0.1%
FAMILY REUNION		1	 0.1%
FAMILY CONNECTIONS		1	 0.1%
FAMILY CONNECTIONS, ALSO LANGUAGE		1	 0.1%
FAMILY IN THE UK		1	 0.1%
FAMILY RE-UNION		1	 0.1%
FATHER LIVES THERE		1	 0.1%













File : gh_qb_migration

q605: For what reason did you choose to go to "country to stay"

Value	Label	Cases	Percentage
FATHER WAS ALREADY THERE		1	 0.1%
FATHER WAS THERE		1	 0.1%
FAVOURABLE CONDITIONS HEARD OF AND ALSO LESS DISCRIMINATION AGAINST BLACKS		1	 0.1%
FOLLOWED MY PARENTS		1	 0.1%
FOR A BETTER LIFE, MONEY, ACCOMMODATION		1	 0.1%
FOR BETTER OPPORTUNITIES		1	 0.1%
FOR EARNINGS MEET		1	 0.1%
FOR ECONOMIC REASONS		1	 0.1%
FOR EMPLOYMENT		1	 0.1%
FOR ENGLISH LANGUAGE		1	 0.1%
FOR FAMILY REUNION, MORE OPPORTUNITIES		1	 0.1%
FOR GREENER PASTURES		2	 0.2%
FOR JOB OPPORTUNITIES AND BETTER WAGE		1	 0.1%
FOR STUDIES GOT A SCHOLARSHIP		1	 0.1%
FOR THE SAME REASON		1	 0.1%
FOR THEY WERE LOOKING FOR TEACHERS TO EMPLOY		1	 0.1%
FOUND A JOB IN NL		1	 0.1%
FOUND THE STUDY PROGRAM		1	 0.1%















File : gh_qb_migration

q605: For what reason did you choose to go to "country to stay"

Value	Label	Cases	Percentage
VERY INTERESTING			
FRIEND'S ADVICE		2	 0.2%
FRIEND'S INFLUENCE		1	 0.1%
FRIENDS ADVICE		1	 0.1%
FRIENDS CONVINCED ME		1	 0.1%
FRIENDS CONVINCED ME THAT TRADING WAS GOOD IN THAT COUNTRY		1	 0.1%
FRIENDS ENCOURAGED ME BECAUSE OF OPPORTUNITIE		1	 0.1%
FRIENDS IN NL, SO HOLIDAY TO VISIT GIRLFRIENDS		1	 0.1%
FRIENDS TOLD ME THAT EVERYTHING IS POSSIBLE IN AMSTERDAM		1	 0.1%
FROM CONSULTAION FROM FRIENDS I WENT TO THAT COUNTRY BECAUSE I HEARD IT WAS EASIER THER		1	 0.1%
FURTHER STUDIES		1	 0.1%
GAINED ADMISSION INTO A UNIVERSITY		1	 0.1%
GETTING A JOB THERE WAS MORE EASIER THAN IN GHANA		1	 0.1%

File : gh_qb_migration

q605: For what reason did you choose to go to "country to stay"

Value	Label	Cases	Percentage
GETTING A JOB WAS MORE EASIER THAN IN GHANA		1	 0.1%
GETTING THE VISA WAS EASIER		1	 0.1%
GHANA WAS UNSTABLE POLITICALLY SO I DECIDED TO GO TO AMERICA.		1	 0.1%
GOING THERE WAS EASY. IT WAS ALSO CLOSER TO US THAN A COUNTRY LIKE NIGERIA.		1	 0.1%
GOOD ECONOMIC CONDITIONS		1	 0.1%
GOOD ECONOMIC CONDITIONS IN NIGERIA.		1	 0.1%
GOOD ECONOMIC OPPORTUNITIE		1	 0.1%
GOOD ECONOMIC OPPORTUNITY		1	 0.1%
GOOD ECONOMIC REASONS		2	 0.2%
GOOD ECONOMY		1	 0.1%
GOOD ECONOMY IN HOLLAND		1	 0.1%
GOOD ECONOMY, ALSO TO SUPPORT FAMILY		1	 0.1%
GOOD ENGLISH AND HIGHER EDUCATION		1	 0.1%
GOOD MEDICAL FACILITY AND ALSO MY SON LIVES THERE		1	 0.1%

















File : gh_qb_migration

q605: For what reason did you choose to go to "country to stay"

Value	Label	Cases	Percentage
GOOD RECEPTION TOWARDS FOREIGNERS		1	0.1%
GOT A CHEAP TICKET		1	0.1%
GOT A CSHOLARSHIP		1	0.1%
GOT A FULL SCHOLARSHIP TO STUDY		1	0.1%
GOT A JOB		1	0.1%
GOT A LECTURESHIP POSITION AND ALSO BECAUSE ENGLISH IS THE OFFICIAL LANGUAGE		1	0.1%
GOT A SCHOLARSHIP		1	0.1%
GOT A SCHOLARSHIP TO STUDY		1	0.1%
GOT A SCHOLARSHIP TO STUDY IN THE UK		1	0.1%
GOT A SCHOLARSHIP WHICH WAS APPLICABLE IN THE UK		1	0.1%
GOT AN EASY OPPORTUNITY TO GO THERE		1	0.1%
GOT AN INVITATION FROM MY UNCLE		1	0.1%
GOT HIS VISA IN THE NL		1	0.1%
GOT SCHOOLARSHII TO STUDY		1	0.1%
GOT THE CHANCE TO GO THERE SO I SEIZED IT.		1	0.1%
GOT THE OPPORTUNITY TO TRAVEL THIS COUNTRY		1	0.1%

File : gh_qb_migration

q605: For what reason did you choose to go to "country to stay"

Value	Label	Cases	Percentage
GOT UK WORK PERMIT		1	 0.1%
GOT VISA TO UK		1	 0.1%
GRANDMOTHE RELATION		1	 0.1%
GRANTING FREE RESIDENCE PERMIT		1	 0.1%
GUINEA IS SAFER AND EASIER TO REACH, GOING TO EUROPE		1	 0.1%
HAD A CONTRACT FROM THAT COUNTRY		1	 0.1%
HAD A FRIEND		1	 0.1%
HAD A FRIEND THERE		1	 0.1%
HAD A FRIEND WHO WAS HERE		1	 0.1%
HAD A RELATIVE/ FRIENDS IN UK; LANGUAGE FACTOR		1	 0.1%
HAD A SCHOLARSHIP		1	 0.1%
HAD A SCHOOL IN THAT COUNTRY		1	 0.1%
HAD ALWAYS WANTED TO STUDY IN THE UK, ESPECIALLY AT CAMBRIDGE OR OXFORD.		1	 0.1%
HAD AN OPPORTUNITY TO TEACH THERE		1	 0.1%
HAD FRIENDS THERE		4	 0.4%
HAD HEARD THAT NL IS A		1	 0.1%














File : gh_qb_migration

q605: For what reason did you choose to go to "country to stay"

Value	Label	Cases	Percentage
MULTICULTURAL PLACE AND HE GOT A TOURIST VISA			
HAD LINK WITH BRITAIN (COLONISED)		1	 0.1%
HAD SOME FRIENDS HERE WHO COULD HELP ME WITH GETTING A JOB		1	 0.1%
HAD SOME FRIENDS THERE		1	 0.1%
HAD TRAVELED AROUND EUROPE AND VISITED AMSTERDAM, SOUNDED INTERESTING		1	 0.1%
HAD WANTED TO GO TO USA FOR THIS, BUT INSTITUTION IN U.K WAS AFFILIATED TO USA		1	 0.1%
HAS A GOOD FREIND IN HOLLAND		1	 0.1%
HAS ACQUIRED STAY PERMIT ALREADY		1	 0.1%
HAS BEEN TOLD AMSTERDAM IS BETTER		1	 0.1%
HAS FAMILY IN THE UK		1	 0.1%
HAVE ALWAYS WANTED TO SETTLE IN THE UK		1	 0.1%
HAVE FAMILY HERE		2	 0.2%
HE WAS READY TO SPONSOR ME		1	 0.1%
HE WAS TOLD THAT THE		1	 0.1%

File : gh_qb_migration

q605: For what reason did you choose to go to "country to stay"

Value	Label	Cases	Percentage
PEOPLE ARE SOCIABLE			
HE WENT FOR A SPECIAL ASSIGNMENT THERE		1	 0.1%
HEARD ABOUT GOOD OPPORTUNITIE IN HOLLAND		1	 0.1%
HEARD THAT IN THE NL IT WAS EASY TO GET A JOB		1	 0.1%
HELPED BY A DUTCH MAN WHO HE USED TO HELP WITH COOKING		1	 0.1%
HER FRIEND IS IN THE UK		1	 0.1%
HERE I COULD COUNT ON MY AUNT		1	 0.1%
HISTORICAL LINKS- BECAUSE THERE ARE GHANIANS HERE		1	 0.1%
HOLLAND LIKES BALCK PEOPLE		1	 0.1%
HOLLAND WAS GOOD AT THAT TIME		1	 0.1%
HUISBAND HAD A RESIDENT THERE AND THEY NEEDED EACH OTHERS' COMPANY		1	 0.1%
HUMILIATION FROM AUTHORITIES, CV DESTROYED THEN, DECIDED TO GERMANY		1	 0.1%
HUSBAND IN FRANCE		1	 0.1%
HUSBAND WAS THERE		2	 0.2%

File : gh_qb_migration

q605: For what reason did you choose to go to "country to stay"

Value	Label	Cases	Percentage
I ALREADY HAD MY FAMILY BACK THERE		1	<div></div> 0.1%
I APPLIED FOR AN ENROLLMENT IN A SCHOOL THERE		1	<div></div> 0.1%
I APPLIED TO MANY SCHOOLS AND THE SCHOOL IN HOLLAND ADMINTED ME AND GAVE ME A SCHOLARSHIP		1	<div></div> 0.1%
I BELIEVED I COULD MAKE IT THERE THAN THE OTHER COUNTRY		1	<div></div> 0.1%
I CAME HERE BECAUSE MY HUSBAND IS LIVING HERE AND HE ASKED ME TO COME		1	<div></div> 0.1%
I CAME TO LIBYA BECAUSE I WAS TOLD THAT IT WAS EASIER TO GET ABOUT TO ITALY		1	<div></div> 0.1%
I CHOOSE LIBYA BECAUSE MY HUSBAND WAS THERE TO ASSIST ME IN WHATEVER CAPACITY		1	<div></div> 0.1%
I CHOSE BURKINA BECAUSE OF SAFE PASAGE TO LYBIA		1	<div></div> 0.1%
I CHOSE FRANCE BECAUSE THERE WAS A CHANCE ON THIS FISHING TRAWLER		1	<div></div> 0.1%










File : gh_qb_migration

q605: For what reason did you choose to go to "country to stay"

Value	Label	Cases	Percentage
I CHOSE HERE BECAUSE MY HUSBAND ASKED ME TO JOIN HIM		1	0.1%
I CHOSE ITALY BECAUSE MY HUSBAND LIVED THERE LEGALLY		1	0.1%
I CHOSE NETHERLANDS BECAUSE I KNEW TEHRE ARE A LOT OF GHANANIANS HERE WHO CAN HELP ME		1	0.1%
I CHOSE NIGERIA OVER OTHER NEIGHBOURING COUNTRIES BECAUSE O COULD NOT SPEAK FRENCH, SO I WENT TO NIGERIA		1	0.1%
I CHOSE SWITZERLAND BECAUSE I COULD OBTAIN A VISA TO THAT COUNTRY FROM WHERE I COULD COME TO HOLLAND		1	0.1%
I CHOSE THE COUNTRY ON THE SUGGESTION OF MY EXHUSBAND WHO IS STILL LIVING HERE		1	0.1%
I CHOSE TO GO TO NIGERIA BECAUSE MY HUSBAND WAS THERE		1	0.1%
I CONSIDERED IT AS A ROUT THAT WOULD BE LESS STRESSFUL		1	0.1%












File : gh_qb_migration

q605: For what reason did you choose to go to "country to stay"

Value	Label	Cases	Percentage
IN GETTING TO MY DESTINATION.			
I CONSIDERED IT THE ULTIMATE ALTERNATIVE WHERE I COULD LIVE BECAUSE I KNOW THERE ARE A LOT OF GHANANIANS HERE		1	 0.1%
I CONSIDERED THAT IT WAS EASIER OBTAINING THE RESIDENCE DOCUMENT THERE		1	 0.1%
I CONSIDERED THERE AS MY SECOND HOME TOWN		1	 0.1%
I COULD EASILY SPEAK THEIR LANGUAGE AND SEEK HELP TO PROCEED TO MY NEXT TRANSIT POINT.		1	 0.1%
I COULD NOT GO TO GERMANY FROM GHANA IT WAS EASY TO GO FROM LAGOS TO GERMANY.		1	 0.1%
I COULD PASS THERE EASILY TO ITALY		1	 0.1%
I COULD PASS THERE EASILY TO ITALY		1	 0.1%
I COULD PASS THERE TO HOLLAND		2	 0.2%
I DID NOT CHOOSE, MY EMPLOYER		1	 0.1%
















File : gh_qb_migration

q605: For what reason did you choose to go to "country to stay"

Value	Label	Cases	Percentage
SENT ME THERE			
I DID NOT DECIDED FOR MYSELF. MY DADDY TOOK ME ALONG		1	 0.1%
I DID NOT NEED TO GO THROUGH SO MANY PROCESSES BEFORE GETTING THERE. AND MORE SO IT WAS EASIER.		1	 0.1%
I DID NOT WANT TO GO BACK TO GHANA		1	 0.1%
I DIDN'T CHOOSE THAT COUNTRY THAT WAS WHEN MY UNCLE WAS		1	 0.1%
I DON'T KNOW ANYBODY IN ANY OTHER COUNTRY EXCEPT WHERE MY SISTER IS.		1	 0.1%
I ENJOYED THERE THE FIRST TIME		1	 0.1%
I FEEL THE EDUCATION SYSTEM IS THE BEST FOR MY KIDS		1	 0.1%
I FEEL THE UK HAS SOME OF THE BEST EDUCATIONAL SYSTEMS		1	 0.1%
I FELT MORE AT HOME IN NL		1	 0.1%
I FOUND THE STUDY PROGRAMM INTERESTING		1	 0.1%
I GOT A COMMONWEALTH SCHOLARSHIP		1	 0.1%

















File : gh_qb_migration

q605: For what reason did you choose to go to "country to stay"

Value	Label	Cases	Percentage
I GOT A FREE VISA TO GET THERE AND MY PARTNER WAS ALREADY THERE		1	 0.1%
I GOT A GROUP VISA TO LIBYA I COULD REACH SPAIN AFTER		1	 0.1%
I GOT A JOB THERE		1	 0.1%
I GOT A RESIDENT PERMIT		1	 0.1%
I GOT A VISA		1	 0.1%
I GOT A VISA THAT WILL ALLOW ME TO GET STAYING PERMIT		1	 0.1%
I GOT A VISA TO EXCHANGE THESE CULTURAL PROGRAMS THROUGH THE NGO		1	 0.1%
I GOT A VISA TO ITALY		1	 0.1%
I GOT A VISA TO THAT COUNTRY		1	 0.1%
I GOT A VISA TO THIS COUNTRY		1	 0.1%
I GOT A VISA TO THIS COUNTRY WHEN LOOKING TO LEAVE GHANA		1	 0.1%
I GOT A VISA TO WORK IN CANADA		1	 0.1%
I GOT A VISA WHEN SHE INVITED ME		1	 0.1%
I GOT A WORK		1	 0.1%
I GOT AN EMPLOYMENT		1	 0.1%



File : gh_qb_migration

q605: For what reason did you choose to go to "country to stay"

Value	Label	Cases	Percentage
I GOT ANOTHER SCHOLARSHIP IN THE NETHERLANDS		1	 0.1%
I GOT THE CHANCE TO GO THERE		1	 0.1%
I GOT THE CHANCE TO RUN AWAY TO GERMANY THROUGH A CONNECTION MAN		1	 0.1%
I GOT VISA FOR HOLLAND		1	 0.1%
I HAD A CONNECTION MAN WHO HELPED ME TO GO THERE		1	 0.1%
I HAD A COUSIN IN UK		1	 0.1%
I HAD A FREIND THERE AND GOT A VISA		1	 0.1%
I HAD A FRIEND IN HOLLAND		1	 0.1%
I HAD A FRIEND THERE		1	 0.1%
I HAD A FRIEND TO ASSIST ME IN GERMANY TO FIND A JOB		1	 0.1%
I HAD A GOOD OFFER IN THE UK		1	 0.1%
I HAD A JOB THERE		1	 0.1%
I HAD A MISSIONARY ASSIGNMENT TO COMPLETE		1	 0.1%
I HAD A PLACE AS A STUDENT		1	 0.1%
I HAD A RELATION IN THERE		1	 0.1%
I HAD A RESIDENCE		1	 0.1%













File : gh_qb_migration

q605: For what reason did you choose to go to "country to stay"

Value	Label	Cases	Percentage
AND WORK PERMIT IN THE NETHERLANDS			
I HAD A SCHOLARSHIP TO STUDY HERE		1	 0.1%
I HAD A SCHOLARSHIP TO STUDY IN NL		1	 0.1%
I HAD A TEACHING APPOINTMENT IN NIGERIA		1	 0.1%
I HAD A VERY GOOD FRIEND THERE WHO INVITED ME		1	 0.1%
I HAD A VISA FROM THIS COUNTRY		1	 0.1%
I HAD AN UNCLE HERE		1	 0.1%
I HAD AN UNCLE THERE		1	 0.1%
I HAD BROTHERS THERE SO IT WAS EASY TO STAY WHEN I GET THERE		1	 0.1%
I HAD CITIZENSHIP		1	 0.1%
I HAD DISTANT FAMILY RELATIONS ONLY IN NL		1	 0.1%
I HAD FAMILY & FRIENDS THERE.		1	 0.1%
I HAD FRIENDS IN HOLLAND		2	 0.2%
I HAD INFORMATION THAT WITH MY SKILLS I COULD GET JOB THERE SO I MADE EFFORT TO GO THERE		1	 0.1%












File : gh_qb_migration

q605: For what reason did you choose to go to "country to stay"

Value	Label	Cases	Percentage
I HAD MY NIECE IN AMSTERDAM		1	 0.1%
I HAD NO CHIOCE MY HUSBAND WAS GOING THERE SO I HAD TO ALSO GO		1	 0.1%
I HAD NO CHOICE BECAUSE MY MOM WAS HERE		1	 0.1%
I HAD NO CHOICE I JUST HAD TO GO WITH MY MOTHER.		1	 0.1%
I HAD NO CHOICE MY MANAGER AWARDED IT IN A PACKAGE		1	 0.1%
I HAD NO OPTION		1	 0.1%
I HAD NO OPTION SINCE I WAS BENT ON FOLLOWING HIM		1	 0.1%
I HAD NO SPECIAL REASON AND ALSO I GOT THE VISA WITH LASS STRESS		1	 0.1%
I HAD NO SPECIAL REASON BUT JUST FOLLOWED MY AUNTY		1	 0.1%
I HAD NO SPECIAL REASON BUT WENT THERE BECAUSE I GOT THE VISA		1	 0.1%
I HAD SCHORARSHIP		1	 0.1%
I HAD SOME FRIENDS THERE		1	 0.1%

File : gh_qb_migration

q605: For what reason did you choose to go to "country to stay"

Value	Label	Cases	Percentage
I HAD SOME FRIENDS WHO PLIED COTE DI'VIORE TO TRADE THEIR GOODS AND THEY INSISTED THE MARKET WAS GOOD		1	 0.1%
I HAD SOME RELATIVES IN THE COUNTRY		1	 0.1%
I HAD SOMEONE WHO HAD THE CONNECTION TO THE COUNTRY		1	 0.1%
I HAD THE OPPORTUNITY TO GO THERE		1	 0.1%
I HAD TO PASS THROUGH THIS COUNTRY TO GET TO LIBYA AND IT WAS ALSO CHEAP THAT WAY		1	 0.1%
I HAD WANTED TO USE THE COUNTRY AS A TRANSIT TO ITALY		1	 0.1%
I HAS GONE THERE BEFORE AND WORK WAS EASILY AVAILABLE		1	 0.1%
I HAVE A FRIEND IN NL		1	 0.1%
I HAVE ALWAYS WANTED TO SETTLE IN THE UK		1	 0.1%
I HAVE HEARD I COULD GET A JOB THERE		1	 0.1%
I HAVE HEARD IT		1	 0.1%










File : gh_qb_migration

q605: For what reason did you choose to go to "country to stay"

Value	Label	Cases	Percentage
WAS BETTER HERE			
I HAVE HEARD THAT THERE WAS MORE MONEY HERE		1	 0.1%
I HAVE MANY RELATIVES IN UK		1	 0.1%
I HAVE ONE OF MY FRIENDS WHO ALSO CAME THROUGH DESERT, LIVING HERE		1	 0.1%
I HEARD IF YOU HAD MONEY THERE YOU COULD MARRY AND OBTAIN PAPERS		1	 0.1%
I HEARD IT WAS SAFER, LESS DISCRIMINATIO AND EASY TO GET A JOB		1	 0.1%
I HEARD MANY GOOD THINGS ABOUT THE UK		1	 0.1%
I HEARD THAT THEE IS ALREADY MADE JOBS THERE.		1	 0.1%
I HEARD THAT THERE AE SOME EMPLOYMENT OPPORTUNITIE SO I DECIDED TO GO AND IT IS ALSO NOT FROM FROM GHANA		1	 0.1%
I HEARD THE COUNTRY WAS MORE FREINDLY TO FOREIGNERS		1	 0.1%
I HEARD THERE WAS JOB		1	 0.1%

File : gh_qb_migration

q605: For what reason did you choose to go to "country to stay"

Value	Label	Cases	Percentage
OPPORTUNITY AT THEIR AIRPORT FOR ELECTRIC WIELDERS SO I DECIDED TO GO THERE			
I HEARD THERE WAS READY JOB THERE AND MY FRIENDS WERE GOING THERE ALSO.		1	 0.1%
I JUST FOLLOWED MY HUSBAND'S DECISION		1	 0.1%
I JUST WANTED TO GO TO NIGERIA		1	 0.1%
I LIKE THE BRITISH		1	 0.1%
I LIKE THEIR EDUCATIONAL SYSTEM		1	 0.1%
I LIKED THE PLACE		2	 0.2%
I LOOKED FOR A COUNTRY WHICH HAD A HIGHER CURRENCY TO THE DOLLAR, WE COMPARED TO EUROPE AND REALIZED IT WAS SIMILAR ALTHOUGH WE WERE WORKING IN AFRICA. IT WAS ALSO EASIER TO GET TRAVELLING PAPERS TO LIBYA		1	 0.1%
I LOVE ISRAEL VERY MUCH		1	 0.1%
I LOVED THE WAYS OF AMERICANS		1	 0.1%

File : gh_qb_migration

q605: For what reason did you choose to go to "country to stay"

Value	Label	Cases	Percentage
I LOVED TO BE IN THE USA		1	0.1%
I MANAGED TO SECURE A STUDY OPPORTUNITY IN THE UK		1	0.1%
I PREFERED TO ANOTHER COUNTRY		1	0.1%
I REALLY WISH TO GO BACK TO THE UK, BUT THIS IS NOT POSSIBLE. NL IS BETTER FOR ME THAN OTHER COUNTRIES.		1	0.1%
I SAW AN OPPORTUNITY OF AN EXCHANGE PROGRAMME IN NL		1	0.1%
I STILL HAVE THE HEART OF SCHOOLING IN NIGERIA		1	0.1%
I WANT TO LIVE WITH MY HUSBAND IN HOLLAND		1	0.1%
I WANTED A JOB & IT WAS EASIER TO GET A JOB THERE		1	0.1%
I WANTED TO BE AT WHERE MY HUSBAND WAS		1	0.1%
I WANTED TO GO & EARN MORE MONEY		1	0.1%
I WANTED TO GO TO HOLLAND BUT BECAUSE I WAS DENIED THE VISA. I WENT TO TOGO		1	0.1%

File : gh_qb_migration

q605: For what reason did you choose to go to "country to stay"

Value	Label	Cases	Percentage
I WANTED TO JOIN MY HUSBAND		1	0.1%
I WANTED TO JOIN MY PARTNER		1	0.1%
I WANTED TO REACH ITALY BECAUSE I KNOW A LOT OF GHANANIANS ARE THERE		1	0.1%
I WANTED TO SEEK AN INTERNATIONAL EXPOSURE. THAT ECONOMY WAS ALSO OKAY.		1	0.1%
I WANTED TO USE IT AS A TRANSIT TO NIGERIA		1	0.1%
I WAS ABLE TO SPEAK ENGLISH AND THERE WAS A LOT OF VACANCIES FOR TEACHERS		1	0.1%
I WAS AWARDED A SCHOLARSHIP		1	0.1%
I WAS COMFORTABLE JOINING MY SISTER		1	0.1%
I WAS CONVINCINGLY INFORMED I COULD REACH EUROPE FROM LIBYA		1	0.1%
I WAS FAMILIAR WITH ABIDJAN I USED TO GO THERE WITH MY MUM TO TRADE. I COULD ALSO SPEAK THEIR LANGUAGE		1	0.1%












File : gh_qb_migration

q605: For what reason did you choose to go to "country to stay"

Value	Label	Cases	Percentage
I WAS GOING TO MY SPOUSE AND LANGUAGE AS WELL		1	0.1%
I WAS HAVING A STAY PERMIT HERE		2	0.2%
I WAS INTERESTED IN THE JOB & I WANTED TO GO OUTSIDE GHANA FOR GREENER PASTURE		1	0.1%
I WAS INVITED BY MY SISTER		1	0.1%
I WAS LOOKING FOR OPPORTUNITIE WORLD WIDE AND GOT ONE IN THE UK		1	0.1%
I WAS LUCKY TO GET A VISA TO ENTER		1	0.1%
I WAS MAKING MALTA A TRANSIT POINT IN ORDER TO GET TO MAINLAND EUROPE		1	0.1%
I WAS NEARER TO TOGO BY THEN WHEN WE LEFT KETA		1	0.1%
I WAS NOT SCHOOLING & WANTED TO WORK		1	0.1%
I WAS OFFERED A PLACE AT UNIVERSITY		1	0.1%
I WAS TO MEET SOMEONE WHO WAS GOING TO HOST ME		1	0.1%

File : gh_qb_migration

q605: For what reason did you choose to go to "country to stay"

Value	Label	Cases	Percentage
I WAS TOLD BY A FRIEND THAT HOLLAND WAS BETTER		1	 0.1%
I WAS TOLD HOLLAND IS GOOD AND I CAN GET A JOB		1	 0.1%
I WAS TOLD THE SEMINARY IS ONE OF THE BEST IN EUROPE		1	 0.1%
I WAS TOLD THERE WERE A LOT OF JOB OPPORTUNITIR THERE		1	 0.1%
I WAS VERY LUCKY TO GET THE VISA AT FIRST TRIAL		1	 0.1%
I WENT HERE JUST TRANSITING		1	 0.1%
I WENT THERE BECAUSE MY SIBLINGS WERE THERE		1	 0.1%
I WENT THERE SEEKING GREENER PASTURES		1	 0.1%
I WENT TO BURKINA ENROUTE TO NORTH AFRIKA AND FROM THERE TO REACH EUROPE		1	 0.1%
I WNATED TO BE BY HUSBANDS SIDE		1	 0.1%
IN UK I HAVE RELATIVES; IT'S AN ENGLISH SPEAKING COUNTRY		1	 0.1%

File : gh_qb_migration

q605: For what reason did you choose to go to "country to stay"

Value	Label	Cases	Percentage
INVITATION FROM AUNT		1	0.1%
INVITED BY MY SISTER		1	0.1%
IT IS A LAND OF OPPORTUNITY		1	0.1%
IT IS AN ENGLISH COUNTRY JUST LIKE THEM.		1	0.1%
IT IS BECAUSE MY AUNTIES ARE LEAVING THERE.		1	0.1%
IT IS BECAUSE THEY SPEAK ENGLISH AND THE GOOD EDUCATION SYSTEM YHEY HAVE		1	0.1%
IT IS MY HOME COUNTRY		1	0.1%
IT S A FRANCOPHONE COUNTRY AND I WANTED TO IMPROVE MY FRENCH.		1	0.1%
IT WAS A COUNTRY I LOVED MOST AND ALWAYS YEARNED TO GO THERE.		1	0.1%
IT WAS A GOOD PLACE TO MAKE MONEY		1	0.1%
IT WAS A MATTER OF CHOICE BUT WHAT WAS AVAILABLE		1	0.1%
IT WAS A TRANSIT POINT SO I CAN EASILY GET A VISA WITH THE FOOTBALL CLUB		1	0.1%
IT WAS A TRANSIT		1	0.1%











File : gh_qb_migration

q605: For what reason did you choose to go to "country to stay"

Value	Label	Cases	Percentage
POINT TO THE NETHERLANDS			
IT WAS AN EASY ROUTE TO TAKE. I KNEW I COULD GET EASY CHANCE TO CONTINUE MY JOURNEY TO GHANA.		1	<div></div> 0.1%
IT WAS BECAUSE MY MOTHER WAS STAYING THERE		1	<div></div> 0.1%
IT WAS CHEAP AND QUITE EASY TO GO TO ITALY THROUGH LIBYA		1	<div></div> 0.1%
IT WAS CLOSER TO ME. I ALSO HOPED TO GET TO FRANCE FROM THERE		1	<div></div> 0.1%
IT WAS COMPATATIVE CHEAPER TO USE THE DESERT ROUTE FROM NIGER TO LIBYA		1	<div></div> 0.1%
IT WAS EASIER BECAUSE I HAD SOME FRIENDS THERE THEY INVITED ME TO COME TO NIGERIA THAT PLACE WAS BETTER AT THE TIME BECAUSE OF THEIR CURRENCY		1	<div></div> 0.1%
IT WAS EASIER GETTING A VISA		1	<div></div> 0.1%
IT WAS EASIER TO		1	<div></div> 0.1%

File : gh_qb_migration

q605: For what reason did you choose to go to "country to stay"

Value	Label	Cases	Percentage
COME TO EUROPE THROUGH LIBYA AT THAT TIME			
IT WAS EASIER TO GET MONEY FROM TRADING IN SECOND HAND CLOTHING		1	 0.1%
IT WAS EASIER TO GET TO FLIGHT TO ETHIOPIA AS A TRANSIT TO CHINA		1	 0.1%
IT WAS EASIER TO GO TO NIGERIA COMPARED TO OTHER COUNTRIES		1	 0.1%
IT WAS EASY FOR ME TO GET COVER DOCUMENT.		1	 0.1%
IT WAS EASY FOR ME TO GET TO SOUTH AFRICA		1	 0.1%
IT WAS EASY TO CONNECT TO SOUTH AFRICA FROM TOGO		1	 0.1%
IT WAS EASY TO FIND A SHIPING LINE TO WORK WITH		1	 0.1%
IT WAS EASY TO OBTAIN THE UK VISA HAVING BEEN HERE		1	 0.1%
IT WAS ENCLOSED IN THE SCHOLARSHIP PACKAGE		1	 0.1%
IT WAS ESIER TO GET THERE WITHOUT		1	 0.1%

File : gh_qb_migration

q605: For what reason did you choose to go to "country to stay"

Value	Label	Cases	Percentage
ANY WRITTEN DOCUMENTS			
IT WAS FOR BUSINESS		1	0.1%
IT WAS GOING TO BE A PLACE THAT I COULD USE TO GO TO FRANCE OR SPAIN		1	0.1%
IT WAS IN THIS COUNTRY THAT I HAD MET MY PARTNER		1	0.1%
IT WAS INCLUDED IN A SCHOLARSHIP PACKAGE SO I HAD NO OPTION		1	0.1%
IT WAS JUST A TRANSIT		1	0.1%
IT WAS MORE DIFFICULT TO GO TO UNIVERSITY IN GHANA- NOT MANY UNIVERSITIES, BUT A WHOLE LOT OF STUDENTS		1	0.1%
IT WAS MY EMPLOYER WHO TOOK ME THERE		2	0.2%
IT WAS MY PREFERRED COUNTRY, OTHER PEOPLE WENT THERE		1	0.1%
IT WAS NEARER TO DAMBAI		1	0.1%
IT WAS NOT MY PLAN TO COME TO HOLLAND I WANTED TO GO TO CANADA		1	0.1%
IT WAS THE CHEAPEST AIRLINE HE		1	0.1%














File : gh_qb_migration

q605: For what reason did you choose to go to "country to stay"

Value	Label	Cases	Percentage
TOOK AND IT HAD TO STOP THERE BEFORE GOING TO THE NETHERLANDS			
IT WAS THE CLOSEST AND EASIEST TO GO TO		1	<div></div> 0.1%
IT WAS THE CLOSEST COUNTRY TO MIGRATE		1	<div></div> 0.1%
IT WAS THE COUNTRY OF MY CHOICE		1	<div></div> 0.1%
IT WAS THE IMMEDIATE PLACE I CAN RAN TO		1	<div></div> 0.1%
IT WAS THE MOST WANTED COUNTRY OF THAT TIME. EVERYBODY WANTED TO GO TO GERMANY		1	<div></div> 0.1%
IT WAS THE ONLY COUNTRY I HAD THE CHANCE OF TRAVELLING TO		1	<div></div> 0.1%
IT WAS THE ONLY COUNTRY I HAD THE OPPORTUNITY TO TRAVEL TO		1	<div></div> 0.1%
IT WAS THE SHOTEST DISTANCE TO GET TO EUROPE		1	<div></div> 0.1%
IT WAS THROUGH THE CHOICE OF AEROPLANE I TOOK		1	<div></div> 0.1%
IT WASN'T A PERSONAL CHOICE, IT		3	<div></div> 0.3%

File : gh_qb_migration

q605: For what reason did you choose to go to "country to stay"

Value	Label	Cases	Percentage
WAS THE CHOSEN LOCATION FOR JESUIT TRAINING			
IT'S EASY TO MAKE IT HERE; BECAUSE ENGLISH IS SPOKEN HERE		1	 0.1%
IT'S LIKE A DREAMLAND - DREAM COME TRUE. ALWAYS WANTED TO VISIT		1	 0.1%
IT'S PERSONAL		2	 0.2%
ITALY WAS INITIALLY MEANT AS A TRANSIT COUNTRY		1	 0.1%
ITS CHEAPER OVER THERE, THAT IS EDUCATION		1	 0.1%
JOB HAD BEEN ARRANGED THERE FOR ME		1	 0.1%
JOB LOCATED IN THIS COUNTRY		1	 0.1%
JOB OPPORTUNITIE FOUND A JOB HERE. HAD BEEN WITHOUT A JOB FOR MONTHS IN ITALY		1	 0.1%
JOB OPPORTUNITY		2	 0.2%
JOB TRANSFER		1	 0.1%
JOIN HER PARTNER		1	 0.1%
JOIN HUSBAND		2	 0.2%
JOIN PARTNER		2	 0.2%
















File : gh_qb_migration

q605: For what reason did you choose to go to "country to stay"

Value	Label	Cases	Percentage
JUST LIKED THE NETHERLANDS		1	0.1%
JUST PREFERED TO GO HERE		1	0.1%
JUST TO HAVE A LOOK AROUND AND HELP ME MOVE ON TO GERMANY		1	0.1%
JUST TO LOOK AROUND AND HELP MOVE ON TO GERMANY		1	0.1%
JUST TO WORK.		1	0.1%
JUST WANTED TO GO TO EUROPE TO WORK		1	0.1%
KNEW A FRIEND WHO WAS THERE ALREADY		1	0.1%
KNEW COMFORT BUT THIS TIME CAME ON HIS OWN ACCOUNT		1	0.1%
KNEW PEOPLE THERE SPOKE ENGLISH WELL		1	0.1%
KNEW SOME PEOPLE THERE		1	0.1%
KNEW THERE WERE JOBS IN THOSE COUNTRIES		1	0.1%
LANGUAGE		2	0.2%
LANGUAGE AND ALL PEOPLE OF GHANA THINK UK AS THEIR SECOND HOME		1	0.1%
LANGUAGE AND CONTACTS		1	0.1%














File : gh_qb_migration

q605: For what reason did you choose to go to "country to stay"

Value	Label	Cases	Percentage
LANGUAGE AND LIFESTYLE		1	 0.1%
LANGUAGE AND MUM SEEKING REFUGEE STATUS FOR ALL		1	 0.1%
LANGUAGE AND PROSPECTS IN EDUCATION		1	 0.1%
LANGUAGE AND SYSTEM OF EDUCATION		1	 0.1%
LANGUAGE BARRIER IN GERMANY INFLUECED ME TO MOVE TO UK		1	 0.1%
LANGUAGE PLUS SCHOOL SYSTEM		1	 0.1%
LEFT WITH PARENTS		1	 0.1%
LIFESTYLE AND COUSINS IN THE UK		1	 0.1%
LIKE THE COURSE THEY OFFER IN UK AND TO GET WORK EXPERIENCE		1	 0.1%
LIKED LONDON, ENGLISH SPEAKING		1	 0.1%
LIKED THE PLACE		1	 0.1%
LIVED HERE BEFORE AND WANTED TO RETURN		1	 0.1%
LIVING CONDITIONS BY THEN OVER THERE WAS OKAY.		1	 0.1%
LOOK FOR A JOB		2	 0.2%
LOOK FOR A JOB THERE		1	 0.1%















File : gh_qb_migration

q605: For what reason did you choose to go to "country to stay"

Value	Label	Cases	Percentage
BUT DID NOT GET ONE			
LT HAS A GOOD EDUCATIONAL SYSTEM		1	 0.1%
MARRIAGE TO BE WITH HUSBAND		1	 0.1%
MASTER IS ONE YEAR IN THE UK COMMENCED. TO OTHER PLACES, PERSONALLY FEELS UK ENVIRONMENT SUITS PERSONALITY PLUS JESUITS TOP INSTITUTION		1	 0.1%
MEET MY HUSBAND		1	 0.1%
MINING COMPANY TOOK ME THERE (BAB) COMPANY		1	 0.1%
MORE GHANAIANS THERE COMPARED TO 'AARHUIS' IN DENMARK		1	 0.1%
MORE JOB OPPORTUNITIE		1	 0.1%
MORE OPPORTUNITIE		1	 0.1%
MOST OF MY CHILDREN ARE HERE		1	 0.1%
MOST OF MY RELATIVES WERE HERE TO HELP ME		1	 0.1%
MOST OF MY SIBLINGS AND FRIENDS WERE THERE BACK THEN		1	 0.1%
MOTHER IN THE UK		1	 0.1%
MOTHER WAS ALREADY THERE		1	 0.1%














File : gh_qb_migration

q605: For what reason did you choose to go to "country to stay"

Value	Label	Cases	Percentage
MOVED WITH EMPLOYER		1	 0.1%
MUM AND AUNT WERE IN UK		1	 0.1%
MUM WAS LIVING AND WORKING IN UK, CAME TO JOIN HER		1	 0.1%
MUSIC		1	 0.1%
MY AUNT WAS LIVING THERE SO SUGGESTED I COME OVER		1	 0.1%
MY AUNT WHO ADOPTED ME WAS LIVIN IN COTES"IVORE		1	 0.1%
MY AUNTIE HAD ACCESS TO HERBAL TREATMENT		1	 0.1%
MY AUNTIE INVITED ME TO COME		1	 0.1%
MY AUNTY WAS THERE AND SHE REQUESTED THAT I COME.		1	 0.1%
MY BOYFRIEND WAS LIVING HERE		1	 0.1%
MY BROTHER BROUGHT ME HERE		1	 0.1%
MY BROTHER HAS TOLD ME THINGS WERE BETTER THERE		1	 0.1%
MY BROTHER LIVED THERE		1	 0.1%
MY BROTHER LIVES HERE AND ITS BETTER TO GO SOMEWHERE YOU KNOW SOMEONE. I AM LUCKY		1	 0.1%



File : gh_qb_migration

q605: For what reason did you choose to go to "country to stay"

Value	Label	Cases	Percentage
MY BROTHER LIVES HERE AND SUPPORTED ME TO COME		1	 0.1%
MY BROTHER STAYS IN bELGIUM AND WAS READY TP INVITE ME		1	 0.1%
MY BROTHER WAS ALREADY IN NIGERIA		1	 0.1%
MY BROTHER WAS HERE AND PROMISED ME A BETTER LIFE		1	 0.1%
MY BROTHER WAS HERE SO IT WAS EASY		1	 0.1%
MY BROTHER WAS HERE. I STARTED NURSING AND ENJOYED IT		1	 0.1%
MY BROTHER WAS IN NL		1	 0.1%
MY BROTHER WAS LIVING HERE IN HOLLAND		1	 0.1%
MY BROTHER WAS LIVING THERE		1	 0.1%
MY BROTHER WAS THERE AND WAS EASIER GETTING THERE THAN ANY OTHER COUNTRY		1	 0.1%
MY BROTHERS WERE THERE		1	 0.1%
MY BROTHERS WERE THERE SO IT MADE IT EASIER		1	 0.1%
MY CHILDREN ARE HERE AND I HEARD IT WAS EASIER TO		1	 0.1%














File : gh_qb_migration

q605: For what reason did you choose to go to "country to stay"

Value	Label	Cases	Percentage
GET AN UNSKILLED JOB			
MY CONNECTION MAN CHOSE HOLLAND AND I HEARD HOLLAND WAS GOOD		1	 0.1%
MY COUSIN		1	 0.1%
MY COUSIN HAS OFFERED TO HOUSE ME AND TO LOOK FOR A JOB WHEN I COME		1	 0.1%
MY DAUGHTER INVITED ME THERE (UK)		1	 0.1%
MY DAUGHTER WAS THERE		1	 0.1%
MY ELDER BROTHER LIVED THERE		1	 0.1%
MY ELDER BROTHER WAS THERE		1	 0.1%
MY EMPLOYER (CONSAR CONSTRUCTION COMPANY GOT A CONTRACT THERE AND TOOK ME THERE TO WORK.		1	 0.1%
MY EMPLOYER SENT ME THERE TO FURTHER MY EDUCATION		1	 0.1%
MY FAMILY WAS HERE AND INVITED ME TO STAY		1	 0.1%
MY FAMILY WERE IN LONDON		1	 0.1%
MY FATHER AND BROTHERS WERE THERE		1	 0.1%













File : gh_qb_migration

q605: For what reason did you choose to go to "country to stay"

Value	Label	Cases	Percentage
MY FATHER BROTHERS AND SISTERS WERE THERE		1	 0.1%
MY FATHER INVITED ME TO STAY WITH HIM		1	 0.1%
MY FATHER TOOK ME THERE		1	 0.1%
MY FATHER WAS THERE		1	 0.1%
MY FREIND WAS LIVING HERE AND ARRANGED MY TRIP		1	 0.1%
MY FRIEND SAID CONDITION OF LAGOS STAY IS GOOD AS COMPARED TO GHANA		1	 0.1%
MY FRIEND WAS ALREADY IN UK		1	 0.1%
MY FRIEND WAS THERE		1	 0.1%
MY FRIEND WAS THERE AND HE TOLD ME LIFE IS GOOD THERE		1	 0.1%
MY FRIEND WAS THERE TO HELP ME		1	 0.1%
MY FRIENDS GOT ACCOMODATION THERE SO I WENT TO JOIN THEM		1	 0.1%
MY FRIENDS WERE MAKING MONEY THERE		1	 0.1%
MY GARDIAN WAS GOING TO WORK IN GERMANY SO SHE TOOK ME ALONG		1	 0.1%

File : gh_qb_migration

q605: For what reason did you choose to go to "country to stay"

Value	Label	Cases	Percentage
MY GIRLFRIEND AND LANGUAGE		1	 0.1%
MY HALF BROTHER WAS THERE AND DEPORTATION WAS SCARCE IN NL		1	 0.1%
MY HUSBAND		2	 0.2%
MY HUSBAND AND I CONSIDERED THAT THERE WERE BETTER OPPORTUNITIES THERE		1	 0.1%
MY HUSBAND HAD A JOB OFFER.		1	 0.1%
MY HUSBAND HAD ALREADY VISITED THERE AND CAME FOR ME.		1	 0.1%
MY HUSBAND HAD LIVED AND WORKED THERE PREVIOUSLY		1	 0.1%
MY HUSBAND HAD SOME RELATIVES THERE		1	 0.1%
MY HUSBAND HAS SOME FRIENDS HERE WHOM HE THOUGHT WOULD HELP		1	 0.1%
MY HUSBAND LIVED THERE		1	 0.1%
MY HUSBAND WAS ALREADY LIVING THERE LEGALLY AND SO IT WAS EASIER FOR ME TO GO THERE		1	 0.1%
MY HUSBAND WAS ALREADY THERE, HE		1	 0.1%















File : gh_qb_migration

q605: For what reason did you choose to go to "country to stay"

Value	Label	Cases	Percentage
ASKED ME TO JOIN HIM			
MY HUSBAND WAS GOING THERE		1	<div></div> 0.1%
MY HUSBAND WAS GOING THERE TO WORK. HIS BROTHER LIVED THERE.		1	<div></div> 0.1%
MY HUSBAND WAS HERE		1	<div></div> 0.1%
MY HUSBAND WAS LIVING THERE		1	<div></div> 0.1%
MY HUSBAND WAS STAYING THERE.		1	<div></div> 0.1%
MY HUSBAND WORKS AND LIVES IN DEN HAAG, NL		1	<div></div> 0.1%
MY HUSBAND'S FRIENDS FOUND A JOB FOR HIM HERE AND THE FAMILY FOLLOWED UP		1	<div></div> 0.1%
MY HUSBANDS FRIEND GOT HIM A SHOP TO MAKE HIS FURNITURES.		1	<div></div> 0.1%
MY ITEMS WERE LEFT BEHIND IN NIGERIA.		1	<div></div> 0.1%
MY LATE HUSBAND'S RELATIVE WERE THERE AND FEW FRIENDS		1	<div></div> 0.1%
MY LINK DECIDED THAT I GO TO THE NETHERLANDS		1	<div></div> 0.1%
MY MOTHER IS A MALIAN. SHE DIED THERE AND		1	<div></div> 0.1%

File : gh_qb_migration

q605: For what reason did you choose to go to "country to stay"

Value	Label	Cases	Percentage
I WENT FOR FUNERAL.			
MY MOTHER IS LIVING HERE WITH MY SON AND MY BROTHERS		1	 0.1%
MY MOTHER WAS GOING THERE		1	 0.1%
MY MOTHER WAS HERE		1	 0.1%
MY MOTHER WAS THEN LEAVING IN SPAIN, SO I CHOSE TO GO THERE		1	 0.1%
MY MOTHER WAS THERE		1	 0.1%
MY PARENTS HAD A TEACHING APPOINTMENT THERE AND I WENT WITH THEM		1	 0.1%
MY PARENTS WERE ALREADY THERE		1	 0.1%
MY PARENTS WERE LIVING THERE IN AMSTERDAM		1	 0.1%
MY PARENTS WERE THERE		1	 0.1%
MY PARTNER IS DUTCH		1	 0.1%
MY PARTNER WANTED ME TO JOIN HIM		1	 0.1%
MY PARTNER WAS ALREADY IN THIS COUNTRY		1	 0.1%
MY PARTNER WAS ALREADY THERE		1	 0.1%
MY PARTNER WAS BRITISH AND TO CONTINUE EDUCATION		1	 0.1%













File : gh_qb_migration

q605: For what reason did you choose to go to "country to stay"

Value	Label	Cases	Percentage
MY PARTNER WAS GOING THERE		2	 0.2%
MY PARTNER WAS GOING THERE TO LOOK FOR A JOB		1	 0.1%
MY PARTNER WAS HERE		1	 0.1%
MY PARTNER WAS IN AMSTERDAM		1	 0.1%
MY PARTNER WAS RESINING THERE.		1	 0.1%
MY PARTNER WAS SETTLED HERE		1	 0.1%
MY PARTNER WAS THERE		1	 0.1%
MY PATNER TOLD ME IT WAS BETTER THERE THAN THE OTHER AFRICAN CONUTRIES		1	 0.1%
MY PROGRAMME WAS MORE GEARED TO U.K		1	 0.1%
MY RELATIVE WAS THERE		1	 0.1%
MY SERVICES WAS NEEDED IN THIS COUNTRY		1	 0.1%
MY SISTER AND BROTHER WERE HERE, SO I COULD EASILY GET ACCOMODATEI		1	 0.1%
MY SISTER LIVES THERE		1	 0.1%
MY SISTER STAY THERE THAT IS WHY I WENT THERE		1	 0.1%
MY SISTER WAS		1	 0.1%













File : gh_qb_migration

q605: For what reason did you choose to go to "country to stay"

Value	Label	Cases	Percentage
ALREADY HERE			
MY SISTER WAS HERE AND SHE ENCOURAGED ME TO COME		1	 0.1%
MY SISTER WAS HERE IN HOLLAND		1	 0.1%
MY SISTER WAS LIVING HERE		1	 0.1%
MY SISTER WAS LIVING HERE IN HOLLAND		1	 0.1%
MY SISTER WAS LIVING IN HOLLAND ALREADY		1	 0.1%
MY SISTER WAS TEHRE AND THEY SPEAK ENGLISH SO I WOULD EASILY CONTINUE MY EDUCATION		1	 0.1%
MY SON IN HOLLAND IS THE ONE WHO NEEDS HELP		1	 0.1%
MY SPOUSE		1	 0.1%
MY SPOUSE WAS LIVING THERE; LANGUAGE		1	 0.1%
MY THREE BROTHERS WERE HERE IN HOLLAND		1	 0.1%
MY UNCLE ASKED ME TO JOIN HIM THERE.		1	 0.1%
MY UNCLE LOVED ME AND RECOMMENDE TAHT NL WAS BETTER IF WAS I WANTED TO TRAVEL		1	 0.1%

File : gh_qb_migration

q605: For what reason did you choose to go to "country to stay"

Value	Label	Cases	Percentage
MY UNCLE USED TO LIVE THERE		1	 0.1%
MY UNCLE WAS ALREDY THERE AND HE NEDED SOME BODY TO HELP HIM IN HIS DRESS MAKING SHOP. SO I GRABED THAT OPPORTUNITY		1	 0.1%
MY UNCLE WAS HERE		1	 0.1%
MY UNCLE WAS THERE AND ASKED ME TO COME		1	 0.1%
MY VISA HAD EXPIRED AS A BUSINESSMAN AND I DECIDED TO STILL USE IT FOR I HAVE HEARD CONDITIONS HERE WERE MORE FRIENDLY		1	 0.1%
MY WIFE WAS ALREADY IN THE NETHERLANDS		1	 0.1%
MY WIFE WAS LIVING HERE		1	 0.1%
MY WIFE WAS THERE		1	 0.1%
NEW CHALLENGE		1	 0.1%
NIGERIA SEEMED MORE PEACEFULL THEN		1	 0.1%
NIGERIA WAS BETTER OFF IN TERMS OF STANDARD OF LIVING		1	 0.1%
NIGERIA WAS CLOSED AND MORE PROMISING TO ME. MOST OF		1	 0.1%













File : gh_qb_migration

q605: For what reason did you choose to go to "country to stay"

Value	Label	Cases	Percentage
MY FRIENDS WERE ALSO GOING THERE.			
NIGERIA WAS CLOSER TO ME.		1	<div></div> 0.1%
NIGERIA WAS MORE ORGANISED IN GOVERNANCE		1	<div></div> 0.1%
NL HAS ALWAYS BEEN MY DREAM AMSTERDAM		1	<div></div> 0.1%
NL WAS RECOMMANDE FOR AGRICULTURA STUDIES		1	<div></div> 0.1%
NO LANGUAGE BARRIER IN ENGLAND AND CONTACTS + ENTRY CLEARANCE WAS EASIER		1	<div></div> 0.1%
NO PARTICULAR REASON, EXCEPT THAT IT WOULD LEAD ME TO MY NEXT TRANSIT COUNTRY.		1	<div></div> 0.1%
NO PARTICULAR REASON. THOUGHT IT WAS EASIER TO GET A JOB		1	<div></div> 0.1%
NO PREFERENCE		2	<div></div> 0.2%
NO REASON		1	<div></div> 0.1%
NO REASON. JUST WANTED TO TRAVEL AND THIS WAS THE PLACE WHERE HE GOT THE VISA.		1	<div></div> 0.1%

File : gh_qb_migration

q605: For what reason did you choose to go to "country to stay"

Value	Label	Cases	Percentage
NO SPECIAL REASON FRIEND TOLD HIM ABOUT NL, THOUGHT ABOUT GIVING IT A TRY		1	 0.1%
NO SPECIFIC REASON, JUST WANTED TO LEAVE GHANA		1	 0.1%
OBTAINED SCHOLARSHIP FROM THAT COUNTRY		1	 0.1%
OBTAINED VISA IN GHANA. A GOOD FRIEND HAD SETTLED IN AMSTERDAM		1	 0.1%
OIL WAS BOOMING AND WANTED TO TEACH		1	 0.1%
OMA DEMANDED, DIDN'T WANT TO GO		1	 0.1%
ON LEAVE		1	 0.1%
ON WAY BACK TO GHANA		1	 0.1%
ONE OF THE FRIENDS OF HIS BROTHER OFFERED TO ACCOMODATE AND HELP FIND A JOB		1	 0.1%
ONLY ITALY WANTED TO GIVE HER A VISA		1	 0.1%
ONLY LOOKING TO GO TO ANY EUROPEAN COUNTRY; GOT A VISA FOR NL		1	 0.1%
OPPORTUNITIE LANGUAGE CONTACTS		1	 0.1%

File : gh_qb_migration

q605: For what reason did you choose to go to "country to stay"

Value	Label	Cases	Percentage
P1 (AKUA) WAS IN NL WITH DAUGHTER ABLEMA		1	0.1%
PARENTS WERE LIVING THERE		1	0.1%
PARENTS WERE THERE		1	0.1%
PART OF FAMILY WAS THERE		1	0.1%
PARTNER		1	0.1%
PARTNER (WIFE) ALREADY SETTLED IN THE NETHERLANDS WITH LEGAL STATUS		1	0.1%
PARTNER HAD BEEN THERE, HAD PLANS OF MOVING		1	0.1%
PARTNER LIVED THERE		1	0.1%
PARTNER LIVES IN THE NETHERLANDS SO SHE FOLLOWED HIM		1	0.1%
PARTNER TOOK ME THERE		1	0.1%
PARTNER WAS IN NL		1	0.1%
PARTNER WAS THERE		1	0.1%
PEER PRESSURE		1	0.1%
PEOPLE SAID THERE WAS ALOT OF MONEY IN NIGERIA IT WAS EASY TO GET THERE		1	0.1%
PEOPLE WHO RETURNED FROM THERE SEEMED TO BE DOING WELL		1	0.1%

File : gh_qb_migration

q605: For what reason did you choose to go to "country to stay"

Value	Label	Cases	Percentage
PREFERED FRANCE		1	<div></div> 0.1%
PREFERRED THE COURSE		1	<div></div> 0.1%
PRIEST IN TRAINING REQUIREMENT		2	<div></div> 0.2%
QUICK ACCESS TO EMPLOYMENT		1	<div></div> 0.1%
REFUSED TO ANSWER .a		1	<div></div> 0.1%
RELATIVES THAT HAD COME BACK FROM GERMANY HAD MADE IT (E.G. BUILT A HOUSE)		1	<div></div> 0.1%
SAME REASON: I NEVER HAD PLANS TO GO ANYWHERE ONLY TO LIVE IN GHANA		1	<div></div> 0.1%
SCHOLARSHIP TOOK ME THERE		1	<div></div> 0.1%
SCHOLARSHIP WAS BASED THERE		1	<div></div> 0.1%
SCHOOL WAS THERE		1	<div></div> 0.1%
SEE 604		1	<div></div> 0.1%
SINCE I COULD NOT STUDY IN NIGERIA, I HAD WANTED TO TRY ELSEWHERE AND I DECIDED TO GO THERE		1	<div></div> 0.1%
SISTER		1	<div></div> 0.1%
SISTER ENCOURAGED HER TO GO THERE		1	<div></div> 0.1%
SISTER LIVED THERE		1	<div></div> 0.1%
SOME OF MY FRIENDS WERE THERE SO I DECIDED		1	<div></div> 0.1%













File : gh_qb_migration

q605: For what reason did you choose to go to "country to stay"

Value	Label	Cases	Percentage
TO JOIN THEM THERE.			
SOMEBODY ADVISED ME THAT IS WAS VERY EASY GETING VISA FROM AUSTRALIAN EMBASSY		1	<div></div> 0.1%
SOMEBODY HAD PROMISED TO OBTAIN A VISA FOR ME THERE		1	<div></div> 0.1%
SOMEONE TOLD ME THAT THERE ARE LOTS OF JOBS IN NL		1	<div></div> 0.1%
SPAIN FOR A CHANGE . GHANAIANS WEERE ONLY GOING TO UK AND USA		1	<div></div> 0.1%
SPONSORSHIP (BECAUSE SHE GOT SPONSORSHIP)		1	<div></div> 0.1%
SPONSORSHIP FROM UK GOVERNMENT, SO HAD TO GET EDUCATED IN A UK UNIVERSITY. UK ORGANISATION (ODI) IS RUNNING A PROJECT WITH AN ORGANISATION BACK HOME		1	<div></div> 0.1%
SPOUSE AND HOME TIES WITH UK		1	<div></div> 0.1%
SPOUSE LIVED IN UK		1	<div></div> 0.1%
SPOUSE WAS IN UK		1	<div></div> 0.1%
SPOUSE WAS THERE		1	<div></div> 0.1%
SPOUSE, FRIENDS AND LANGUAGE		1	<div></div> 0.1%

File : gh_qb_migration

q605: For what reason did you choose to go to "country to stay"

Value	Label	Cases	Percentage
STRONG COLONIAL TIES AND LANGUAGE		1	 0.1%
THAT COUNTRY WAS WHERE I GOT ADMISSION		1	 0.1%
THAT COUNTRY WAS WHERE EVERY BODY WAS VISITING THAT IS WHY I WENT THERE		1	 0.1%
THAT COUNTRY WAS WHERE I HAD AN APPOINTMENT		1	 0.1%
THAT IS MY MOTHER'S MOTHER (GRANDMOTHER) COUNTRY		1	 0.1%
THAT IS WHERE I LIKED		1	 0.1%
THAT IS WHEN HE GOT ADMISSION		1	 0.1%
THAT IS WHERE HE GOT A VISA		1	 0.1%
THAT IS WHERE I CAN MAKE MY MONEY AND COME BACK		1	 0.1%
THAT IS WHERE I COULD AFFORD TO GO.		1	 0.1%
THAT IS WHERE I LIKE		1	 0.1%
THAT IS WHERE I THOUGHT I COULD SEEK GREENER PASTURES.		1	 0.1%
THAT IS WHERE MOST OF MY FRIENDS WENT		1	 0.1%

File : gh_qb_migration

q605: For what reason did you choose to go to "country to stay"

Value	Label	Cases	Percentage
THAT IS WHERE MY AUNTIE WAS STAYING		1	0.1%
THAT IS WHERE MY MOTHER IN LAW WAS STAYING		1	0.1%
THAT IS WHERE MY PARENTS ORIGINATE		1	0.1%
THAT IS WHERE MY PARTNER IS		1	0.1%
THAT IS WHERE MY RELATIVES ARE.		1	0.1%
THAT IS WHERE WE HAVE OUR BUSINESS PARTNERS		1	0.1%
THAT WAS THE COUNTRY MY EMPLOYER SENT ME		1	0.1%
THAT WAS THE COUNTRY MY HUSBAND WAS RESIDING		1	0.1%
THAT WAS THE COUNTRY MY MOTHER WAS RESIDING		1	0.1%
THAT WAS THE COUNTRY SHE WAS RESIDING		1	0.1%
THAT WAS THE COUNTRY WE HAD THE EXCHANGE PROGRAME WITH		1	0.1%
THAT WAS THE FIRST CHANCE THAT I HAD SO I LEFT		1	0.1%









File : gh_qb_migration

q605: For what reason did you choose to go to "country to stay"

Value	Label	Cases	Percentage
THAT WAS THE ONLY COUNTRY I APPLIED AND HAD VISA		1	0.1%
THAT WAS THE ONLY PLACE I CAN GO		1	0.1%
THAT WAS THE VENUE FOR THE TRAINING		1	0.1%
THAT WAS THE VISA I WAS GRANTED		1	0.1%
THAT WAS WERE I HAD ADMISSION		1	0.1%
THAT WAS WERE MY JOB WAS SITUATED		1	0.1%
THAT WAS WHERE I COULD GO EASILY WITHOUT A VISA OR ANY HARASSMENT		1	0.1%
THAT WAS WHERE I COULD OBTAIN VISA TO ENTER EUROPE		1	0.1%
THAT WAS WHERE I HAD THE CHANCE OF TRAVELLING TO.		1	0.1%
THAT WAS WHERE I HAD THE VISA FOR AND NO LANGUAGE BARRIER		1	0.1%
THAT WAS WHERE I SECURED THE JOB WAS LOCATED.		1	0.1%
THAT WAS WHERE I WAS POSTED		3	0.3%

File : gh_qb_migration

q605: For what reason did you choose to go to "country to stay"

Value	Label	Cases	Percentage
THAT WAS WHERE MOST GHANAIANS WERE TRAVELLING TO BY THEN		1	 0.1%
THAT WAS WHERE MOST OF MY FRIENDS WERE & IT WAS EASIER TO GET JOB & MONEY		1	 0.1%
THAT WAS WHERE MOST OF MY FRIENDS WERE AND IT WAS EASIER TO GO TO NIGERIA		1	 0.1%
THAT WAS WHERE MY AUNT WAS STAYING		1	 0.1%
THAT WAS WHERE MY AUNTIE WHO ADOPTED ME WAS STAYING		1	 0.1%
THAT WAS WHERE MY FATHER WAS		1	 0.1%
THAT WAS WHERE MY FRIEND SUGGESTED TO ME WE SOULD GO		1	 0.1%
THAT WAS WHERE MY HUSBAND HAD A LAND		1	 0.1%
THAT WAS WHERE MY HUSBAND WAS AND BESIDES HE MADE THE ARRANGEMENT		1	 0.1%
THAT WAS WHERE MY HUSBAND WAS AND I WANTED TO JOIN HIM		1	 0.1%
THAT WAS WHERE MY		1	 0.1%

File : gh_qb_migration

q605: For what reason did you choose to go to "country to stay"

Value	Label	Cases	Percentage
HUSBAND WAS GOING			
THAT WAS WHERE MY HUSBAND WAS STAYING		1	<div></div> 0.1%
THAT WAS WHERE MY INTEREST WAS AND SOMEBODY PROMISED TO GET ME THERE.		1	<div></div> 0.1%
THAT WAS WHERE MY RELATIVES WERE BY THEN		1	<div></div> 0.1%
THAT WAS WHERE MY UNCLE LIVED		1	<div></div> 0.1%
THAT WAS WHERE THE COURSE WAS ORGANISED		1	<div></div> 0.1%
THAT WAS WHERE THE PROJECT WAS LOCATED		1	<div></div> 0.1%
THATS WHERE I WANTED TO GO		1	<div></div> 0.1%
THE BRITISH ARE MORE LIBERAL		1	<div></div> 0.1%
THE BRITISH COLONISED US. LANGUAGE AND COMMUNICATION IS EASIER FOR ME COMPARED TO HERE (NL)		1	<div></div> 0.1%
THE CEFA HAS MORE VALUE THAN THE CEDI SO I DECIDED TO GO		1	<div></div> 0.1%
THE CHURCH SENT ME THERE I DID NOT CHOOSE IT		1	<div></div> 0.1%

File : gh_qb_migration

q605: For what reason did you choose to go to "country to stay"

Value	Label	Cases	Percentage
THE CHURCH TRANSFERED MY BROTHER TO SENEGAL		1	 0.1%
THE COMPANY WORKED FOR WAS A U.S BASED AND ALSO THERE ARE BETER OPPORTUNITIE IN THE U.S		1	 0.1%
THE ECONOMIC CCONDITIONS IN TERMS OF EMPLOYMENT WAS BETTER		1	 0.1%
THE ECONOMIC CONDITION BY THEN WAS BETTER		1	 0.1%
THE GHANAIAI GOVERNMENT HAD JOBS FOR US THERE.		1	 0.1%
THE GHANAIAI LAW WAS TAKEN FROM THE BRITISH HENCE SIMILAR		1	 0.1%
THE PRESENCE OF BROTHERS MADE IT EASIER TO BE ACCOMODETEI THERE.		1	 0.1%
THE PROGRAMME WAS ORGANISED THERE		1	 0.1%
THE REASON WAS TO HELP THE FAMILY.THAT IS THE PRESENCE OF MY BROTHERS MADE IT EASTER		1	 0.1%

File : gh_qb_migration

q605: For what reason did you choose to go to "country to stay"

Value	Label	Cases	Percentage
THE SCOLARSHIP WAS FOR MY EDUCATION IN INDIA		1	 0.1%
THE TYPE OF WORK I WANTED TO DO WAS AVAILABLE THERE		1	 0.1%
THE WHITE MAN WANTED ME TO COME & SERVE HIM THERE ALSO		1	 0.1%
THE WORKING CONDITIONS AND STANDARD OF LIVING WERE OKAY		1	 0.1%
THEIR ECENOMY WAS BETTER AND GHANA'S ECONOMY WAS TERRIBLE		1	 0.1%
THERE IS A LOT OF MONEY THERE.		1	 0.1%
THERE WAS A BOOM IN NIGERIA EVERY ONE WAS GOING THERE		1	 0.1%
THERE WAS A LOT OF JOBS IN NIGERIA BY THEN		1	 0.1%
THERE WAS A LOT OF WORK IN THE COUNTRY		1	 0.1%
THERE WAS A WAY TO GET A STAYING PERMIT IN SPAIN		1	 0.1%
THERE WAS A WORK WE COULDN'T COMPLETE DURING MY FIRST		1	 0.1%

File : gh_qb_migration

q605: For what reason did you choose to go to "country to stay"

Value	Label	Cases	Percentage
SO I HAVE TO GO AND COMPLETE			
THERE WAS AN OPEN DOOR TO STUDY		1	<div></div> 0.1%
THERE WAS AN OPPORTUNITY TO GET YOUR DOCUMENTS THERE		1	<div></div> 0.1%
THERE WAS AN ORGANIZED TRIP OF SOME YOUNG GHANANIANS GOIGN TO SPAIN SO I JOINED THEM		1	<div></div> 0.1%
THERE WAS GOOD JOBS THERE BY THEN		1	<div></div> 0.1%
THERE WAS HIGH DEMAND OF CLERCS AND TEACHERS WITH GOOD SALARY		1	<div></div> 0.1%
THERE WAS NO LANGUAGE BARRIER, THIS WOULD MAKE THINGS EASIER		1	<div></div> 0.1%
THERE WAS NO NEED FOR A VISA TO UNITED KINGDOM THEN		1	<div></div> 0.1%
THERE WAS QUITE GOOD MARKET FOR THE GOODS I SOLD. THERE WAS READY MARKET		1	<div></div> 0.1%
THERE WAS WORK THERE FOR ME		1	<div></div> 0.1%
THERE WERE BETTER CONDITIONS		1	<div></div> 0.1%













File : gh_qb_migration

q605: For what reason did you choose to go to "country to stay"

Value	Label	Cases	Percentage
IN NIGERIA THAN GHANA			
THERE WERE MANY JOBS IN NIGERIA THERE WAS A LOT OF MONEY THERE		1	<div></div> 0.1%
THEY SPEAK ENGLISH AND A COUSIN OF ME WAS THERE AND DOING WELL		1	<div></div> 0.1%
THEY WERE DEPORTING TOO MANY PEOPLE AND MY ASYLUM APPLICATION WAS DENIED		1	<div></div> 0.1%
THINGS ARE NOT SO MUCH EXPENSIVE COMPARED TO OTHER COUNTRIES		1	<div></div> 0.1%
THIS IS THE ONLY PLACE MY FAMILY LIVES		1	<div></div> 0.1%
THIS IS WHERE BROTHERS WERE AND THEY WERE DOING BETTER		1	<div></div> 0.1%
THIS IS WHERE MY FAVOURITE SISTER LIVES		1	<div></div> 0.1%
THIS IS WHERE MY HUSBAND IS		2	<div></div> 0.2%
THIS IS WHERE MY HUSBAND LIVES		1	<div></div> 0.1%
THIS IS WHERE MY HUSBAND WAS		1	<div></div> 0.1%
THIS IS WHERE PARENTS AND SISTERS ARE		1	<div></div> 0.1%



















File : gh_qb_migration

q605: For what reason did you choose to go to "country to stay"

Value	Label	Cases	Percentage
THIS IS WHERE SHE HAD SOMEONE WHO COULD HELP ME CONTINUE IN EUROPE UNTIL SHE GOT HER PAPERS		1	 0.1%
THIS WAS BECAUSE MY MOTHER WAS ALREADY THERE		1	 0.1%
THIS WAS WHERE THE YOUTH CONDERENCE WAS ORGANIZED		1	 0.1%
THIS WHERE SHE GOT THE CONNECTION		1	 0.1%
THOUGHT CONDITIONS WERE BETTER IN NIGERIA		1	 0.1%
THOUGHT HOLLAND WAS GOOD		1	 0.1%
TICKED NECESSITATED TRANSIT FROM AMSTARDAM TO ENROUTE TO LONDON		1	 0.1%
TO ADVANCE MY CAREER		1	 0.1%
TO AQUIRE DUTCH NATIONALITY AND ENJOY EUROPEAN LIFE		1	 0.1%
TO AVOID BEING DISTURBED BY FORMER HUSBAND		1	 0.1%
TO BE WITH HUSBAND		1	 0.1%
TO BE WITH MY HUSBAND AND START FAMILY		1	 0.1%

File : gh_qb_migration

q605: For what reason did you choose to go to "country to stay"

Value	Label	Cases	Percentage
TO FIND WORK		1	 0.1%
TO GET A BETTER EMPLOYMENT		1	 0.1%
TO GET MARRIED (JOIN A PARTNER THERE)		1	 0.1%
TO JOIN A BROTHER & FIND JOB		1	 0.1%
TO JOIN BROTHER		1	 0.1%
TO JOIN FAMILY		1	 0.1%
TO JOIN HER PARTNER		1	 0.1%
TO JOIN HUSBAND		3	 0.3%
TO JOIN HUSBAND ON BUSINESS TRIP		1	 0.1%
TO JOIN MY HUSBAND		3	 0.3%
TO JOIN MY HUSBAND SO WE CAN RAISE OUR FAMILY TOGETHER		1	 0.1%
TO JOIN PARTNER		2	 0.2%
TO JOIN PARTNER, TO STUDY AND WORK		1	 0.1%
TO LOOK FOR A JOB		1	 0.1%
TO LOOK FOR WORK		1	 0.1%
TO LOOK FOR WORK AND TO MAKE SOME MONEY		1	 0.1%
TO MEET MY PARTNER		1	 0.1%
TO RE-ESTABLISH AND RECONNECT WITH FATHER WHO SHE DID		1	 0.1%















File : gh_qb_migration

q605: For what reason did you choose to go to "country to stay"

Value	Label	Cases	Percentage
NOT SEE FOR A LONG TIME			
TO SCHOOL AND WORK		1	0.1%
TO SEARCH FOR GREENER PASTURE		1	0.1%
TO SEEK BETTER OPPORTUNITIE FOR MYSELF AND MY CHILDREN		1	0.1%
TO SETTLE WITH PARTNER		1	0.1%
TO STAY WITH PARTNER		1	0.1%
TO STUDY		1	0.1%
TO STUDY ENGLISH WAS A KEY THING		1	0.1%
TO WORK		4	0.4%
TO WORK AND MAKE GOOD MONEY		1	0.1%
TO WORK AND MAKE MONEY		1	0.1%
TO WORK AND TAKE CARE OF MY CHILD AND SAVE. TAKE UP ANY MENIAL JOB		1	0.1%
TRANSIT		2	0.2%
U.K IS AN ENGLISH SPEAKING COUNTRY.		1	0.1%
UK HAS A STRONG FINANCIAL SECTOR AND I FELT I WOULD GET THE EXPERIENCE I NEEDED		1	0.1%
UNCLE HAS OWN HOME WHERE HE LIVES RENT FREE, JUST		1	0.1%

File : gh_qb_migration

q605: For what reason did you choose to go to "country to stay"

Value	Label	Cases	Percentage
BOTH OF THEM			
UNCLE WAS ALREADY IN THE NL		1	 0.1%
UNCLE WAS RESIDING IN TOGO		1	 0.1%
VISIT		1	 0.1%
VISITED MY SPOUSE AND DECIDED TO STAY		1	 0.1%
WANT TO STUDY HOSPITALITY MANAGEMENT WHICH IS NOT OFFERED IN GHANA		1	 0.1%
WANTED TO GO TO BELGIUM BUT MET PARTNER WHO LIVED IN NL		1	 0.1%
WANTED TO GO TO EGYPTFROM THERE TO TRIPOLY		1	 0.1%
WANTED TO SEE HOW PEOPLE LIVE COMPARED TO THE US, EDUCATION SYSTEM SIMILAR TO GHANA		1	 0.1%
WANTED TO TRAVEL OUT OF GHANA		1	 0.1%
WAS A TRANSIT STAY		1	 0.1%
WAS ENCOURAGED BY FRIENDS		1	 0.1%
WAS GOING THER FOR STUDYS PREEFERED		1	 0.1%
WAS IN NL BEFORE		1	 0.1%
WAS LOOKING FOR		1	 0.1%

File : gh_qb_migration

q605: For what reason did you choose to go to "country to stay"

Value	Label	Cases	Percentage
ANY PLACE TO WORK AS AN AU PAIR			
WAS NOT HAPPY WITH HER LIFE IN GHANA (ECONOMICAL)		1	0.1%
WAS SENT BY MY DIOCESE FOR RELIGIOUS ASSIGNMENT		1	0.1%
WAS THE ONLY PLACE WHERE HE COULD GO		1	0.1%
WAS TOLD HOLLAND IS GOOD		1	0.1%
WAS YOUNG AND MOTHER TOOK ME AND MY BROTHER TO JOIN FATHER.		1	0.1%
WE GOT TO KNOW MORE SPECIES OF FISHES WERE IN BENIN		1	0.1%
WE GOT TO KNOW MORE SPECIES OF FISHES WERE IN NIGERIA		1	0.1%
WE GOT TO KNOW MORE SPECIES OF FISHES WERE IN TOGO		1	0.1%
WE HAD A JOB IN A COMPANY OVER THERE		1	0.1%
WE WANTED TO TRY A DIFFERENT COUNTRY		1	0.1%
WENT TO TEACH		1	0.1%
WHEN YOU LIVE IN SOUTH AFRICA IT IS EASY TO COME		1	0.1%

File : gh_qb_migration

q605: For what reason did you choose to go to "country to stay"

Value	Label	Cases	Percentage
TO UNITED KINGDOM			
WIFE WAS ALREADY HERE		1	0.1%
WIFE WAS THERE AND HE ALREADY KNEW THE LIFE THERE		1	0.1%
WITH HUSBAND WHO LIVED IN UK		2	0.2%
WITH MOTHER		1	0.1%
WORK WAS EASILY AVAILABLE		1	0.1%
WORK WAS THERE		1	0.1%
THE CHURCH DECIDED TO POST ME THERE		1	0.1%

Warning: these figures indicate the number of cases found in the data file. They cannot be interpreted as summary statistics of the population of interest.

q605c2: Reasons of the choice coded level 2

Information	[Type= discrete] [Format=numeric] [Range= 111-1013] [Missing=*]
Statistics [NW/ W]	[Valid=1004 /-] [Invalid=954 /-]
Universe	If Ego has already stayed outside Ghana
Notes	Reasons of the choice coded level 2, constructed from the open variable q605 (detailed codes more than 20 values)

Value	Label	Cases	Percentage
111	Presence of partner	119	11.9%
112	Presence of parents	34	3.4%
113	Presence of other relatives	69	6.9%
115	Presence of children	6	0.6%
116	Presence of brother/sister	53	5.3%
211	To work	14	1.4%
212	Got an employment proposal/opportunity	26	2.6%
213	earn more money/ economic reasons/ save money	14	1.4%
214	More employment opportunities/ facility to find job / More j	41	4.1%
215	Better salary / Facility to succeed / Better work	19	1.9%
216	Improve living conditions	2	0.2%
217	Job assignment / mission / end of mission/ training for work	29	2.9%
218	For a musical/artistic/sport career	2	0.2%
219	Business/To do business/pursue a family business	6	0.6%
220	Conference/fair	2	0.2%
221	Better working conditions / better economy / better economic	4	0.4%

File : gh_qb_migration

q605c2: Reasons of the choice coded level 2

Value	Label	Cases	Percentage
311	Facility to reach / geographic proximity / cheaper travel	28	2.8%
312	Speak the language / easy to speak language / same language	37	3.7%
313	Facility to get visa/ residence permit	7	0.7%
314	easy access of foreigners to labor market / smoother law on	0	
315	Better welcoming/integration of foreigners	12	1.2%
316	Same legislation than the origin country	2	0.2%
317	No visa needed to go there	5	0.5%
318	Already know the country / hab already lived there before	7	0.7%
319	Partner already know the country / had already lived there b	4	0.4%
411	Got a visa / residence permit	42	4.2%
412	Citizen of the country	2	0.2%
413	Partner is citizen of the country	2	0.2%
414	Origine country of his parents	4	0.4%
415	Birth country	0	
416	Got a sponsorship	4	0.4%
417	Won the green card lottery	0	
511	Transit / step to reach another country	50	5.0%
611	Life less expensive	15	1.5%
612	Weather	0	
613	Colonial / historical links / cultural links	7	0.7%
614	Love the country / prefer the country to others	22	2.2%
615	Country of his dreams / wanted to discover / wanted to live	14	1.4%
616	People are saying good things about/ had heard good things a	9	0.9%
617	Better organized than his country of origin/ more stable/ do	5	0.5%
618	Want to get this country s citizenship	1	0.1%
711	Got a scholarship to/from this country/got a cooperation sch	28	2.8%
712	Registration accepted in a education institution in this cou	10	1.0%
713	To learn the language	3	0.3%
714	Studies less expensive / High quality studies/ Availability	29	2.9%
715	Studies	5	0.5%
716	exchange programme	3	0.3%
811	Acquaintance/ friend in the country	64	6.4%
812	Acquaintance/ friend wanted to help him to go to the country	0	
911	Decision of / choice of / accompany the partner who decided	17	1.7%
912	Decision of / choice of / accompany the parents/brother/sist	15	1.5%
913	Decision of / choice of / accompany another family member	7	0.7%
914	Advice of a friend / a friend wanted to go there / accompany	28	2.8%
1001	Other	3	0.3%
1002	No particular reason	7	0.7%
1003	Didn t choose / destination chosen by agent	3	0.3%
1004	Chance / coincidence	1	0.1%
1005	Do like others/ more frequent destination of people fom his	16	1.6%
1006	Personal / family reasons	8	0.8%

File : gh_qb_migration

q605c2: Reasons of the choice coded level 2

Value	Label	Cases	Percentage
1007	Change / take a new way / try his luck / hope of better life	10	1.0%
1008	Didn't have the chance / couldn't go anywhere else	6	0.6%
1010	Had an opportunity to go there	17	1.7%
1013	Asylum request	5	0.5%
Sysmiss		954	

Warning: these figures indicate the number of cases found in the data file. They cannot be interpreted as summary statistics of the population of interest.

q605c1: Reasons of the choice coded level 1

Information	[Type= discrete] [Format=numeric] [Range= 1-2147483624] [Missing=*]
Statistics [NW/ W]	[Valid=1005 /-] [Invalid=953 /-]
Universe	If Ego has already stayed outside Ghana
Notes	Reasons of the choice coded level 1, constructed from the open variable q605

Value	Label	Cases	Percentage
1	Family	281	28.0%
2	Economic/professional reasons	159	15.8%
3	Conveniences	102	10.1%
4	Availability of documents	54	5.4%
5	Transit	50	5.0%
6	Quality of life of the country	73	7.3%
7	Studies	78	7.8%
8	Network	64	6.4%
9	Advise/decision of other one	67	6.7%
10	Others	77	7.7%
Sysmiss		953	

Warning: these figures indicate the number of cases found in the data file. They cannot be interpreted as summary statistics of the population of interest.

q606: Kind of stay

Information	[Type= discrete] [Format=numeric] [Range= 1-2147483624] [Missing=*]
Statistics [NW/ W]	[Valid=1040 /-] [Invalid=918 /-]
Universe	If Ego has already stayed outside Ghana
Source	Interviewer
Pre-question	INTERVIEWER, note:
Literal question	606. Was it...
Post-question	If q606 in 1 => 608 If q606 in 2 => 610
Interviewer's instructions	see the GRID




Value	Label	Cases	Percentage
1	A transit stay	61	5.9%
2	A stay to settle	30	2.9%
3	A stay of more than one year	949	91.2%
Sysmiss		918	

Warning: these figures indicate the number of cases found in the data file. They cannot be interpreted as summary statistics of the population of interest.

File : gh_qb_migration

q607: When you arrived in "country of stay"




















Information	[Type= discrete] [Format=numeric] [Range= 1-2147483624] [Missing=*]
Statistics [NW/ W]	[Valid=921 /-] [Invalid=1037 /-]
Universe	If Ego has already stayed outside Ghana If q606 in 3
Literal question	607. When you arrived in "country of stay"...
Post-question	If q607 in 1, 2 => 610

Value	Label	Cases	Percentage
1	You considered it to be your final destination, where you had planned to go to from the outset	797	 86.5%
2	You didn't have a clear idea about the country where you wanted to go	74	 8.0%
3	You had in mind to go elsewhere, it was therefore a transit country	50	 5.4%
Sysmiss		1037	

Warning: these figures indicate the number of cases found in the data file. They cannot be interpreted as summary statistics of the population of interest.

q608: Which country did you want to reach just afterwards?

Information	[Type= discrete] [Format=numeric] [Range= 96000-99404] [Missing=*]
Statistics [NW/ W]	[Valid=104 /-] [Invalid=1854 /-]
Universe	If Ego has already stayed outside Ghana If q606 in 1 OR If q606 in 3 If q607 in 3
Literal question	608. Which country did you want to reach just afterwards?
Interviewer's instructions	Note the name of the country

Value	Label	Cases	Percentage
96000	FRANCE	5	 4.8%
99109	GERMANY	8	 7.7%
99127	ITALY	8	 7.7%
99131	BELGIUM	1	 1.0%
99132	UNITED KINGDOM	17	 16.3%
99134	SPAIN	3	 2.9%
99135	NETHERLANDS	20	 19.2%
99144	MALTA	1	 1.0%
99216	CHINA	4	 3.8%
99239	KOREA (REPUBLIC OF)	1	 1.0%
99301	EGYPT	1	 1.0%
99303	SOUTH AFRICA	3	 2.9%
99316	LIBYA	4	 3.8%
99322	CAMEROON	1	 1.0%
99327	BENIN	1	 1.0%
99329	GHANA	9	 8.7%
99330	GUINEA	1	 1.0%
99335	MALI	1	 1.0%
99338	NIGERIA	2	 1.9%

File : gh_qb_migration

q608: Which country did you want to reach just afterwards?

Value	Label	Cases	Percentage
99351	TUNISIA	1	1.0%
99393	MOZAMBIQUE	1	1.0%
99401	CANADA	5	4.8%
99404	UNITED STATES	6	5.8%
Sysmiss		1854	

Warning: these figures indicate the number of cases found in the data file. They cannot be interpreted as summary statistics of the population of interest.

q609: And which country did you want to reach at the very end?

Information	[Type= discrete] [Format=numeric] [Range= 96000-2147483624] [Missing=*]
Statistics [NW/ W]	[Valid=107 /-] [Invalid=1851 /-]
Universe	If Ego has already stayed outside Ghana If q606 in 1 OR If q606 in 3 If q607 in 3
Literal question	609. And which country did you want to reach at the very end?
Interviewer's instructions	Note the name of the country

Value	Label	Cases	Percentage
96000	FRANCE	3	2.8%
99109	GERMANY	9	8.4%
99127	ITALY	13	12.1%
99131	BELGIUM	1	0.9%
99132	UNITED KINGDOM	18	16.8%
99134	SPAIN	2	1.9%
99135	NETHERLANDS	24	22.4%
99201	SAUDI ARABIA	2	1.9%
99216	CHINA	1	0.9%
99230	HONG KONG	1	0.9%
99303	SOUTH AFRICA	3	2.8%
99316	LIBYA	2	1.9%
99327	BENIN	1	0.9%
99329	GHANA	11	10.3%
99338	NIGERIA	3	2.8%
99393	MOZAMBIQUE	1	0.9%
99401	CANADA	4	3.7%
99404	UNITED STATES	7	6.5%
99433	TRINIDAD AND TOBAGO	1	0.9%
Sysmiss		1851	

Warning: these figures indicate the number of cases found in the data file. They cannot be interpreted as summary statistics of the population of interest.

q610: What precise steps have you taken to reach it

Information	[Type= discrete] [Format=character] [Missing=*.b/.a]
Statistics [NW/ W]	[Valid=1031 /-] [Invalid=12 /-]
Universe	If Ego has already stayed outside Ghana

File : gh_qb_migration

q610: What precise steps have you taken to reach it

Literal question	610. What precise steps have you taken to reach "country of stay"? Multiple answers
Post-question	If q610 in 12 => 612
Interviewer's instructions	Read:

Value	Label	Cases	Percentage
01		2	0.2%
01 02 03 04		2	0.2%
01 02 03 04 05 06 07 08		1	0.1%
01 02 03 04 07		1	0.1%
01 02 03 04 07 08		8	0.8%
01 02 03 04 07 08 09		1	0.1%
01 02 03 07 08		1	0.1%
01 02 03 07 08 09		1	0.1%
01 02 05 06 07 08 09		1	0.1%
01 02 07 08		2	0.2%
01 02 07 08 09		1	0.1%
01 02 07 08 11		1	0.1%
01 02 07 09		1	0.1%
01 02 07 8		1	0.1%
01 02 09		3	0.3%
01 03 04 05 06 07 08		1	0.1%
01 03 04 07 08 09		1	0.1%
01 08		1	0.1%
01 08 02 03 04 07		1	0.1%
02		1	0.1%
02 03 08		1	0.1%
02 04		1	0.1%
02 04 06 07		1	0.1%
02 04 08 09		1	0.1%
02 08		2	0.2%
02 08 09		1	0.1%
03		1	0.1%
04		1	0.1%
04 07 08 01 02		1	0.1%
05 06 07		1	0.1%
05 06 07 08		6	0.6%
05 06 07 08 09		9	0.9%
05 06 08		1	0.1%
05 07		1	0.1%

File : gh_qb_migration

q610: What precise steps have you taken to reach it

Value	Label	Cases	Percentage
05 07 08		1	0.1%
06 07		1	0.1%
06 07 08 09		1	0.1%
06 07 09		1	0.1%
06 08 09		1	0.1%
07		4	0.4%
07 08		30	2.9%
07 08 09		17	1.6%
07 08 09 10		1	0.1%
07 09		3	0.3%
08		34	3.3%
08 06		1	0.1%
08 07		2	0.2%
08 09		7	0.7%
08 09 11		2	0.2%
08 11		6	0.6%
09		15	1.5%
09 07 08		3	0.3%
09 08		2	0.2%
09 11		3	0.3%
1		4	0.4%
1 2		4	0.4%
1 2 3		2	0.2%
1 2 3 4		2	0.2%
1 2 3 4 6 7 8 9 11		1	0.1%
1 2 3 4 7 8		6	0.6%
1 2 3 4 7 8 9		1	0.1%
1 2 3 4 7 9		1	0.1%
1 2 4		2	0.2%
1 2 4 7 8		1	0.1%
1 2 7		2	0.2%
1 2 7 8		5	0.5%
1 2 7 8 9		2	0.2%
1 3 4 2 7 8 9		1	0.1%
1 4 3 2 7 8 9		1	0.1%
1 7 8		2	0.2%
1 8		3	0.3%
1 9 11		1	0.1%
10		1	0.1%
11		58	5.6%
11 08		1	0.1%
11 1 2		1	0.1%
11 1 2 3 4		1	0.1%

File : gh_qb_migration

q610: What precise steps have you taken to reach it

Value	Label	Cases	Percentage
11 7 8		7	0.7%
11 8		1	0.1%
11 9		4	0.4%
12		154	14.9%
2		3	0.3%
2 3 4 7 8 9		1	0.1%
2 7 8		1	0.1%
2 8		3	0.3%
3		1	0.1%
3 4		2	0.2%
3 7		1	0.1%
3 8 9		1	0.1%
4		4	0.4%
4 1 2 3		1	0.1%
5		1	0.1%
5 6 7 9		1	0.1%
6		1	0.1%
6 7		2	0.2%
6 7 9		1	0.1%
7		81	7.9%
7 9		1	0.1%
7 11		1	0.1%
7 2		1	0.1%
7 8		126	12.2%
7 8 11		1	0.1%
7 8 9		24	2.3%
7 8 9 11		2	0.2%
7 9		6	0.6%
7 9 2		1	0.1%
7 9 8		1	0.1%
8		85	8.2%
8 6		1	0.1%
8 11		3	0.3%
8 2		1	0.1%
8 5		1	0.1%
8 7		15	1.5%
8 7 1 2		1	0.1%
8 7 9		1	0.1%
8 9		17	1.6%
8 9 7		1	0.1%
9		135	13.1%
9 11		19	1.8%
9 11 8		1	0.1%

File : gh_qb_migration

q610: What precise steps have you taken to reach it

Value	Label	Cases	Percentage
9 3 4		1	0.1%
9 7		5	0.5%
9 7 8		6	0.6%
9 8		4	0.4%
9 8 7		1	0.1%
.a		2	
.b		10	

Warning: these figures indicate the number of cases found in the data file. They cannot be interpreted as summary statistics of the population of interest.

q610_a: Step: Applied for enrolment at a university

Information	[Type= discrete] [Format=numeric] [Range= 0-1] [Missing=*]
Statistics [NW/ W]	[Valid=1043 /-] [Invalid=915 /-]
Universe	If Ego has already stayed outside Ghana
Literal question	610. What precise steps have you taken to reach "country of stay"? Applied for enrolment at a university

Value	Label	Cases	Percentage
0	No	952	91.3%
1	Yes	91	8.7%
Sysmiss		915	

Warning: these figures indicate the number of cases found in the data file. They cannot be interpreted as summary statistics of the population of interest.

q610_b: Step: Obtained a place at a university

Information	[Type= discrete] [Format=numeric] [Range= 0-1] [Missing=*]
Statistics [NW/ W]	[Valid=1043 /-] [Invalid=915 /-]
Universe	If Ego has already stayed outside Ghana
Literal question	610. What precise steps have you taken to reach "country of stay"? Obtained a place at a university

Value	Label	Cases	Percentage
0	No	972	93.2%
1	Yes	71	6.8%
Sysmiss		915	









Warning: these figures indicate the number of cases found in the data file. They cannot be interpreted as summary statistics of the population of interest.

q610_c: Step: Applied for a scholarship

Information	[Type= discrete] [Format=numeric] [Range= 0-1] [Missing=*]
Statistics [NW/ W]	[Valid=1043 /-] [Invalid=915 /-]
Universe	If Ego has already stayed outside Ghana
Literal question	610. What precise steps have you taken to reach "country of stay"? Applied for a scholarship

Value	Label	Cases	Percentage
0	No	999	95.8%
1	Yes	44	4.2%
Sysmiss		915	

Warning: these figures indicate the number of cases found in the data file. They cannot be interpreted as summary statistics of the population of interest.

File : gh_qb_migration			
# q610_d: Step: Obtained a scholarship			
Information	[Type= discrete] [Format=numeric] [Range= 0-1] [Missing=*]		
Statistics [NW/ W]	[Valid=1043 /-] [Invalid=915 /-]		
Universe	If Ego has already stayed outside Ghana		
Literal question	610. What precise steps have you taken to reach "country of stay"? Obtained a scholarship		
Value	Label	Cases	Percentage
0	No	996	 95.5%
1	Yes	47	 4.5%
Sysmiss		915	
<i>Warning: these figures indicate the number of cases found in the data file. They cannot be interpreted as summary statistics of the population of interest.</i>			
# q610_e: Step: Requested a housing/accomodation certificate			
Information	[Type= discrete] [Format=numeric] [Range= 0-1] [Missing=*]		
Statistics [NW/ W]	[Valid=1043 /-] [Invalid=915 /-]		
Universe	If Ego has already stayed outside Ghana		
Literal question	610. What precise steps have you taken to reach "country of stay"? Requested a housing certificate, an accommodation certificate		
Value	Label	Cases	Percentage
0	No	1018	 97.6%
1	Yes	25	 2.4%
Sysmiss		915	
<i>Warning: these figures indicate the number of cases found in the data file. They cannot be interpreted as summary statistics of the population of interest.</i>			
# q610_f: Step: Obtained a housing/accomodation certificate			
Information	[Type= discrete] [Format=numeric] [Range= 0-1] [Missing=*]		
Statistics [NW/ W]	[Valid=1043 /-] [Invalid=915 /-]		
Universe	If Ego has already stayed outside Ghana		
Literal question	610. What precise steps have you taken to reach "country of stay"? Obtained a housing certificate, an accommodation certificate		
Value	Label	Cases	Percentage
0	No	1010	 96.8%
1	Yes	33	 3.2%
Sysmiss		915	
<i>Warning: these figures indicate the number of cases found in the data file. They cannot be interpreted as summary statistics of the population of interest.</i>			
# q610_g: Step: Applied for documents			
Information	[Type= discrete] [Format=numeric] [Range= 0-1] [Missing=*]		
Statistics [NW/ W]	[Valid=1043 /-] [Invalid=915 /-]		
Universe	If Ego has already stayed outside Ghana		
Literal question	610. What precise steps have you taken to reach "country of stay"? Applied for documents		
Value	Label	Cases	Percentage
0	No	625	 59.9%
1	Yes	418	 40.1%
Sysmiss		915	

File : gh_qb_migration

q610_g: Step: Applied for documents

Warning: these figures indicate the number of cases found in the data file. They cannot be interpreted as summary statistics of the population of interest.

q610_h: Step: Obtained documents

Information	[Type= discrete] [Format=numeric] [Range= 0-1] [Missing=*]
Statistics [NW/ W]	[Valid=1043 /-] [Invalid=915 /-]
Universe	If Ego has already stayed outside Ghana
Literal question	610. What precise steps have you taken to reach "country of stay"? Obtained documents

Value	Label	Cases	Percentage
0	No	558	53.5%
1	Yes	485	46.5%
Sysmiss		915	

Warning: these figures indicate the number of cases found in the data file. They cannot be interpreted as summary statistics of the population of interest.

q610_i: Step: Saved money

Information	[Type= discrete] [Format=numeric] [Range= 0-1] [Missing=*]
Statistics [NW/ W]	[Valid=1043 /-] [Invalid=915 /-]
Universe	If Ego has already stayed outside Ghana
Literal question	610. What precise steps have you taken to reach "country of stay"? Saved money

Value	Label	Cases	Percentage
0	No	725	69.5%
1	Yes	318	30.5%
Sysmiss		915	

Warning: these figures indicate the number of cases found in the data file. They cannot be interpreted as summary statistics of the population of interest.

q610_j: Step: Green card lottery

Information	[Type= discrete] [Format=numeric] [Range= 0-1] [Missing=*]
Statistics [NW/ W]	[Valid=1043 /-] [Invalid=915 /-]
Universe	If Ego has already stayed outside Ghana
Literal question	610. What precise steps have you taken to reach "country of stay"? Participated in the Green Card lottery

Value	Label	Cases	Percentage
0	No	1041	99.8%
1	Yes	2	0.2%
Sysmiss		915	

Warning: these figures indicate the number of cases found in the data file. They cannot be interpreted as summary statistics of the population of interest.


q610_k: Step: Other

Information	[Type= discrete] [Format=numeric] [Range= 0-1] [Missing=*]
Statistics [NW/ W]	[Valid=1043 /-] [Invalid=915 /-]
Universe	If Ego has already stayed outside Ghana
Literal question	610. What precise steps have you taken to reach "country of stay"? Other

Value	Label	Cases	Percentage
0	No	929	89.1%

File : gh_qb_migration



q610_k: Step: Other

Value	Label	Cases	Percentage
1	Yes	114	 10.9%
Sysmiss		915	

Warning: these figures indicate the number of cases found in the data file. They cannot be interpreted as summary statistics of the population of interest.

q610_l: Step: Nothing



Information	[Type= discrete] [Format=numeric] [Range= 0-1] [Missing=*]
Statistics [NW/ W]	[Valid=1043 /-] [Invalid=915 /-]
Universe	If Ego has already stayed outside Ghana
Literal question	610. What precise steps have you taken to reach "country of stay"? Nothing at all

Value	Label	Cases	Percentage
0	No	889	 85.2%
1	Yes	154	 14.8%
Sysmiss		915	

Warning: these figures indicate the number of cases found in the data file. They cannot be interpreted as summary statistics of the population of interest.

q610_NR: Step: No answer

Information	[Type= discrete] [Format=numeric] [Range= 0-1] [Missing=*]
Statistics [NW/ W]	[Valid=1043 /-] [Invalid=915 /-]
Universe	If Ego has already stayed outside Ghana
Literal question	610. What precise steps have you taken to reach "country of stay"? No answer

Value	Label	Cases	Percentage
0	No	1031	 98.8%
1	Yes	12	 1.2%
Sysmiss		915	

Warning: these figures indicate the number of cases found in the data file. They cannot be interpreted as summary statistics of the population of interest.

q610_1: Specify applied documents

Information	[Type= discrete] [Format=character] [Missing=*.b]
Statistics [NW/ W]	[Valid=0 /-] [Invalid=3 /-]
Universe	If Ego has already stayed outside Ghana If q610_g in 1
Literal question	610. What precise steps have you taken to reach "country of stay"? Applied for documents => Specify which ones

Value	Label	Cases	Percentage
.b		3	

Warning: these figures indicate the number of cases found in the data file. They cannot be interpreted as summary statistics of the population of interest.

q610_2: Specify obtained documents

Information	[Type= discrete] [Format=character] [Missing=*.b/.a]
Statistics [NW/ W]	[Valid=10 /-] [Invalid=0 /-]
Universe	If Ego has already stayed outside Ghana If q610_h in 1
Literal question	610. What precise steps have you taken to reach "country of stay"? Obtained documents => Specify which ones

File : gh_qb_migration

q610_2: Specify obtained documents

Value	Label	Cases	Percentage
ENTRY VISA		2	20.0%
OBTAINED DOCUMENT ALONG WITH APPOINTMENT LETTER		1	10.0%
RESIDENCE PERMITS.		1	10.0%
VISA		6	60.0%

Warning: these figures indicate the number of cases found in the data file. They cannot be interpreted as summary statistics of the population of interest.

q610_3: Specify other step

Information	[Type= discrete] [Format=character] [Missing=*/./.]
Statistics [NW/ W]	[Valid=0 /-] [Invalid=0 /-]
Universe	If Ego has already stayed outside Ghana If q610_k in 1
Literal question	610. What precise steps have you taken to reach "country of stay"? Other => Specify

q611: In which year did you initiate these first steps

Information	[Type= discrete] [Format=numeric] [Range= 1954-2008] [Missing=*]
Statistics [NW/ W]	[Valid=857 /-] [Invalid=1101 /-]
Universe	If Ego has already stayed outside Ghana If q610 not in 12
Literal question	611. In which year did you initiate these first steps?

Value	Label	Cases	Percentage
1949		1	0.1%
1953		1	0.1%
1960		4	0.5%
1962		1	0.1%
1963		1	0.1%
1964		2	0.2%
1965		2	0.2%
1966		2	0.2%
1967		1	0.1%
1968		3	0.4%
1969		6	0.7%
1970		2	0.2%
1971		3	0.4%
1972		2	0.2%
1973		3	0.4%
1974		6	0.7%
1975		4	0.5%
1976		12	1.4%
1977		12	1.4%
1978		19	2.2%

File : gh_qb_migration

q611: In which year did you initiate these first steps

Value	Label	Cases	Percentage
1979		18	2.1%
1980		20	2.3%
1981		23	2.7%
1982		13	1.5%
1983		18	2.1%
1984		14	1.6%
1985		28	3.3%
1986		15	1.8%
1987		21	2.5%
1988		23	2.7%
1989		14	1.6%
1990		37	4.3%
1991		28	3.3%
1992		22	2.6%
1993		14	1.6%
1994		21	2.5%
1995		20	2.3%
1996		23	2.7%
1997		26	3.0%
1998		33	3.9%
1999		36	4.2%
2000		42	4.9%
2001		36	4.2%
2002		44	5.1%
2003		30	3.5%
2004		31	3.6%
2005		29	3.4%
2006		32	3.7%
2007		30	3.5%
2008		24	2.8%
2009		5	0.6%
Sysmiss		1101	

Warning: these figures indicate the number of cases found in the data file. They cannot be interpreted as summary statistics of the population of interest.

q612: At the beginning for how long did you plan to stay (in years)

Information	[Type= continuous] [Format=numeric] [Range= 0-2147483624] [Missing=*]
Statistics [NW/ W]	[Valid=592 /-] [Invalid=1366 /-] [Mean=2.72 /-] [StdDev=2.87 /-]
Universe	If Ego has already stayed outside Ghana
Literal question	612. At the beginning, for how long did you plan to stay in "country of stay"? Years
Post-question	FILTER : If it is about a SHORT STAY of less than a year (606 = 1 or 2) => Go to 613 Otherwise => 615

q612_1: At the beginning for how long did you plan to stay (in months)

Information	[Type= continuous] [Format=numeric] [Range= 1-24] [Missing=*]
-------------	---

File : gh_qb_migration

q612_1: At the beginning for how long did you plan to stay (in months)

Statistics [NW/ W]	[Valid=583 /-] [Invalid=1375 /-] [Mean=0.549 /-] [StdDev=2.243 /-]
Universe	If Ego has already stayed outside Ghana
Literal question	612. At the beginning, for how long did you plan to stay in "country of stay"? Months
Post-question	FILTER : If it is about a SHORT STAY of less than a year (606 = 1 or 2) => Go to 613 Otherwise => 615

q612_2: At the beginning for how long did you plan to stay (in weeks)

Information	[Type= continuous] [Format=numeric] [Range= 1-4] [Missing=*]
Statistics [NW/ W]	[Valid=583 /-] [Invalid=1375 /-] [Mean=0.0686 /-] [StdDev=0.409 /-]
Universe	If Ego has already stayed outside Ghana
Literal question	612. At the beginning, for how long did you plan to stay in "country of stay"? Weeks
Post-question	FILTER : If it is about a SHORT STAY of less than a year (606 = 1 or 2) => Go to 613 Otherwise => 615

q612_3: At the beginning for how long did you plan to stay (in days)

Information	[Type= continuous] [Format=numeric] [Range= 1-29] [Missing=*]
Statistics [NW/ W]	[Valid=585 /-] [Invalid=1373 /-] [Mean=0.13 /-] [StdDev=0.719 /-]
Universe	If Ego has already stayed outside Ghana
Literal question	612. At the beginning, for how long did you plan to stay in "country of stay"? Days
Post-question	FILTER : If it is about a SHORT STAY of less than a year (606 = 1 or 2) => Go to 613 Otherwise => 615

q612_4: At the beginning for how long did you plan to stay (permanently)

Information	[Type= discrete] [Format=numeric] [Range= 0-1] [Missing=*]
Statistics [NW/ W]	[Valid=1025 /-] [Invalid=933 /-]
Universe	If Ego has already stayed outside Ghana
Literal question	612. At the beginning, for how long did you plan to stay in "country of stay"? Permanently
Post-question	FILTER : If it is about a SHORT STAY of less than a year (606 = 1 or 2) => Go to 613 Otherwise => 615

Value	Label	Cases	Percentage
0	No	673	65.7%
1	Yes	352	34.3%
Sysmiss		933	

Warning: these figures indicate the number of cases found in the data file. They cannot be interpreted as summary statistics of the population of interest.

# q613: For how long did you stay in the end (in months)			
Information	[Type= continuous] [Format=numeric] [Range= 0-60] [Missing=*]		
Statistics [NW/ W]	[Valid=78 /-] [Invalid=1880 /-] [Mean=4.423 /-] [StdDev=8.922 /-]		
Universe	If Ego has already stayed outside Ghana If it is about a SHORT STAY of less than a year		
Literal question	613. And for how long did you stay in the end? Months		
# q613_1: For how long did you stay in the end (in weeks)			
Information	[Type= continuous] [Format=numeric] [Range= 0-5] [Missing=*]		
Statistics [NW/ W]	[Valid=77 /-] [Invalid=1881 /-] [Mean=0.39 /-] [StdDev=0.905 /-]		
Universe	If Ego has already stayed outside Ghana If it is about a SHORT STAY of less than a year		
Literal question	613. And for how long did you stay in the end? Weeks		
# q613_2: For how long did you stay in the end (in days)			
Information	[Type= continuous] [Format=numeric] [Range= 1-25] [Missing=*]		
Statistics [NW/ W]	[Valid=79 /-] [Invalid=1879 /-] [Mean=0.747 /-] [StdDev=1.54 /-]		
Universe	If Ego has already stayed outside Ghana If it is about a SHORT STAY of less than a year		
Literal question	613. And for how long did you stay in the end? Days		
# q614: Would you tell me if you had during your stay			
Information	[Type= discrete] [Format=character] [Missing=*.b]		
Statistics [NW/ W]	[Valid=87 /-] [Invalid=4 /-]		
Universe	If Ego has already stayed outside Ghana If it is about a SHORT STAY of less than a year		
Literal question	614. Being able to live in a country often depends on the type of documents one has. Would you tell me if you had during your stay in "country of stay"...		
	Multiple answers		
Interviewer's instructions	Multiple answers possible:		
Value	Label	Cases	Percentage
1		28	<div></div> 32.2%
2		15	<div></div> 17.2%
2 3		1	<div></div> 1.1%
3		14	<div></div> 16.1%
4		20	<div></div> 23.0%
5		9	<div></div> 10.3%
.b		4	
Warning: these figures indicate the number of cases found in the data file. They cannot be interpreted as summary statistics of the population of interest.			
# q614_1: Would you tell me if you had during your stay a visa			
Information	[Type= discrete] [Format=numeric] [Range= 0-1] [Missing=*]		
Statistics [NW/ W]	[Valid=91 /-] [Invalid=1867 /-]		
Universe	If Ego has already stayed outside Ghana If it is about a SHORT STAY of less than a year		
Literal question	614. Being able to live in a country often depends on the type of documents one has. Would you tell me if you had during your stay in "country of stay"...		
	A short-stay visa (until 3 months)		

# q614_1: Would you tell me if you had during your stay a visa			
Value	Label	Cases	Percentage
0	No	63	<div></div> 69.2%
1	Yes	28	<div></div> 30.8%
Sysmiss		1867	
Warning: these figures indicate the number of cases found in the data file. They cannot be interpreted as summary statistics of the population of interest.			
# q614_2: Would you tell me if you had during your stay a residence permit			
Information	[Type= discrete] [Format=numeric] [Range= 0-1] [Missing=*]		
Statistics [NW/ W]	[Valid=91 /-] [Invalid=1867 /-]		
Universe	If Ego has already stayed outside Ghana If it is about a SHORT STAY of less than a year		
Literal question	614. Being able to live in a country often depends on the type of documents one has. Would you tell me if you had during your stay in "country of stay"... A long-stay visa (more than 3 months) or a residence permit (residence card, refugee card...)		
Value	Label	Cases	Percentage
0	No	75	<div></div> 82.4%
1	Yes	16	<div></div> 17.6%
Sysmiss		1867	
Warning: these figures indicate the number of cases found in the data file. They cannot be interpreted as summary statistics of the population of interest.			
# q614_3: Would you tell me if during your stay you didn't need any visa or permit			
Information	[Type= discrete] [Format=numeric] [Range= 0-1] [Missing=*]		
Statistics [NW/ W]	[Valid=91 /-] [Invalid=1867 /-]		
Universe	If Ego has already stayed outside Ghana If it is about a SHORT STAY of less than a year		
Literal question	614. Being able to live in a country often depends on the type of documents one has. Would you tell me if you had during your stay in "country of stay"... You didn't need any visa or permit		
Value	Label	Cases	Percentage
0	No	76	<div></div> 83.5%
1	Yes	15	<div></div> 16.5%
Sysmiss		1867	
Warning: these figures indicate the number of cases found in the data file. They cannot be interpreted as summary statistics of the population of interest.			
# q614_4: Would you tell me if during your stay you didn't have any permit			
Information	[Type= discrete] [Format=numeric] [Range= 0-1] [Missing=*]		
Statistics [NW/ W]	[Valid=91 /-] [Invalid=1867 /-]		
Universe	If Ego has already stayed outside Ghana If it is about a SHORT STAY of less than a year		
Literal question	614. Being able to live in a country often depends on the type of documents one has. Would you tell me if you had during your stay in "country of stay"... You didn't have any permit		
Value	Label	Cases	Percentage
0	No	71	<div></div> 78.0%
1	Yes	20	<div></div> 22.0%
Sysmiss		1867	
Warning: these figures indicate the number of cases found in the data file. They cannot be interpreted as summary statistics of the population of interest.			
# q614_5: Would you tell me if you had during your stay... Different situation			
Information	[Type= discrete] [Format=numeric] [Range= 0-1] [Missing=*]		

# q614_5: Would you tell me if you had during your stay... Different situation			
Statistics [NW/ W]	[Valid=91 /-] [Invalid=1867 /-]		
Universe	If Ego has already stayed outside Ghana If it is about a SHORT STAY of less than a year		
Literal question	614. Being able to live in a country often depends on the type of documents one has. Would you tell me if you had during your stay in "country of stay"... Other type of documents		
Value	Label	Cases	Percentage
0	No	82	<div><div></div></div> 90.1%
1	Yes	9	<div><div></div></div> 9.9%
Sysmiss		1867	
Warning: these figures indicate the number of cases found in the data file. They cannot be interpreted as summary statistics of the population of interest.			
# q614_6: Would you tell me if during your stay you were an asylum seeker			
Information	[Type= discrete] [Format=numeric] [Range= 0-0] [Missing=*]		
Statistics [NW/ W]	[Valid=91 /-] [Invalid=1867 /-]		
Universe	If Ego has already stayed outside Ghana If it is about a SHORT STAY of less than a year		
Literal question	614. Being able to live in a country often depends on the type of documents one has. Would you tell me if you had during your stay in "country of stay"... An asylum claim		
Value	Label	Cases	Percentage
0	No	91	<div><div></div></div> 100.0%
1	Yes	0	
Sysmiss		1867	
Warning: these figures indicate the number of cases found in the data file. They cannot be interpreted as summary statistics of the population of interest.			
# q614_NR: Would you tell me if you had during your stay... No answer			
Information	[Type= discrete] [Format=numeric] [Range= 0-1] [Missing=*]		
Statistics [NW/ W]	[Valid=91 /-] [Invalid=1867 /-]		
Universe	If Ego has already stayed outside Ghana If it is about a SHORT STAY of less than a year		
Literal question	614. Being able to live in a country often depends on the type of documents one has. Would you tell me if you had during your stay in "country of stay"... No answer		
Value	Label	Cases	Percentage
0	No	87	<div><div></div></div> 95.6%
1	Yes	4	<div><div></div></div> 4.4%
Sysmiss		1867	
Warning: these figures indicate the number of cases found in the data file. They cannot be interpreted as summary statistics of the population of interest.			
# q614_a: Specify the different situation			
Information	[Type= discrete] [Format=character] [Missing=*]		
Statistics [NW/ W]	[Valid=9 /-] [Invalid=0 /-]		
Universe	If Ego has already stayed outside Ghana If it is about a SHORT STAY of less than a year If q614_5 in 1		
Literal question	614. Being able to live in a country often depends on the type of documents one has. Would you tell me if you had during your stay in "country of stay"... Other type of documents => Specify		

# q614_a: Specify the different situation			
Value	Label	Cases	Percentage
AN ASYLUM CLAIM		1	<div></div> 11.1%
NO DOCUMENT		3	<div></div> 33.3%
NO DOCUMENTS		1	<div></div> 11.1%
RESIDENCE PERMIT ("PATAKA")		1	<div></div> 11.1%
SOMEBODY'S PASSPORT		1	<div></div> 11.1%
TRANSIT VISA		1	<div></div> 11.1%
TRAVELLING PASSPORT		1	<div></div> 11.1%
Warning: these figures indicate the number of cases found in the data file. They cannot be interpreted as summary statistics of the population of interest.			
# q615: Which means of transportation did you use to go to			
Information	[Type= discrete] [Format=character] [Missing=*/b/.c]		
Statistics [NW/ W]	[Valid=1021 /-] [Invalid=16 /-]		
Universe	If Ego has already stayed outside Ghana		
Literal question	615. Which means of transportation did you use to go to "country of stay"? Multiple answers		
Value	Label	Cases	Percentage
1		694	<div></div> 68.0%
1 2		4	<div></div> 0.4%
1 3		4	<div></div> 0.4%
2		178	<div></div> 17.4%
2 3		2	<div></div> 0.2%
2 4		1	<div></div> 0.1%
2 5		1	<div></div> 0.1%
3		109	<div></div> 10.7%
3 2		2	<div></div> 0.2%
3 6		1	<div></div> 0.1%
4		14	<div></div> 1.4%
5		10	<div></div> 1.0%
6		1	<div></div> 0.1%
.b		15	
.c		1	
Warning: these figures indicate the number of cases found in the data file. They cannot be interpreted as summary statistics of the population of interest.			
# q615_1: Means of transportation: Plane			
Information	[Type= discrete] [Format=numeric] [Range= 0-1] [Missing=*]		
Statistics [NW/ W]	[Valid=1043 /-] [Invalid=915 /-]		
Universe	If Ego has already stayed outside Ghana		
Literal question	615. Which means of transportation did you use to go to "country of stay"? Plane		
Value	Label	Cases	Percentage
0	No	341	<div></div> 32.7%

# q615_1: Means of transportation: Plane			
Value	Label	Cases	Percentage
1	Yes	702	<div><div></div></div> 67.3%
Sysmiss		915	
Warning: these figures indicate the number of cases found in the data file. They cannot be interpreted as summary statistics of the population of interest.			
# q615_2: Means of transportation: Bus/train			
Information	[Type= discrete] [Format=numeric] [Range= 0-1] [Missing=*]		
Statistics [NW/ W]	[Valid=1043 /-] [Invalid=915 /-]		
Universe	If Ego has already stayed outside Ghana		
Literal question	615. Which means of transportation did you use to go to "country of stay"? Bus / Train		
Value	Label	Cases	Percentage
0	No	855	<div><div></div></div> 82.0%
1	Yes	188	<div><div></div></div> 18.0%
Sysmiss		915	
Warning: these figures indicate the number of cases found in the data file. They cannot be interpreted as summary statistics of the population of interest.			
# q615_3: Means of transportation: Car			
Information	[Type= discrete] [Format=numeric] [Range= 0-1] [Missing=*]		
Statistics [NW/ W]	[Valid=1043 /-] [Invalid=915 /-]		
Universe	If Ego has already stayed outside Ghana		
Literal question	615. Which means of transportation did you use to go to "country of stay"? Car / Truck / Van		
Value	Label	Cases	Percentage
0	No	925	<div><div></div></div> 88.7%
1	Yes	118	<div><div></div></div> 11.3%
Sysmiss		915	
Warning: these figures indicate the number of cases found in the data file. They cannot be interpreted as summary statistics of the population of interest.			
# q615_4: Means of transportation: Ship			
Information	[Type= discrete] [Format=numeric] [Range= 0-1] [Missing=*]		
Statistics [NW/ W]	[Valid=1043 /-] [Invalid=915 /-]		
Universe	If Ego has already stayed outside Ghana		
Literal question	615. Which means of transportation did you use to go to "country of stay"? Ship		
Value	Label	Cases	Percentage
0	No	1028	<div><div></div></div> 98.6%
1	Yes	15	<div><div></div></div> 1.4%
Sysmiss		915	
Warning: these figures indicate the number of cases found in the data file. They cannot be interpreted as summary statistics of the population of interest.			
# q615_5: Means of transportation: Pirogue/patera			
Information	[Type= discrete] [Format=numeric] [Range= 0-1] [Missing=*]		
Statistics [NW/ W]	[Valid=1043 /-] [Invalid=915 /-]		
Universe	If Ego has already stayed outside Ghana		
Literal question	615. Which means of transportation did you use to go to "country of stay"? Small boat (Pirogue, patera...)		

# q615_5: Means of transportation: Pirogue/patera			
Value	Label	Cases	Percentage
0	No	1032	<div><div></div></div> 98.9%
1	Yes	11	<div><div></div></div> 1.1%
Sysmiss		915	
Warning: these figures indicate the number of cases found in the data file. They cannot be interpreted as summary statistics of the population of interest.			
# q615_6: Means of transportation: Other			
Information	[Type= discrete] [Format=numeric] [Range= 0-1] [Missing=*]		
Statistics [NW/ W]	[Valid=1043 /-] [Invalid=915 /-]		
Universe	If Ego has already stayed outside Ghana		
Literal question	615. Which means of transportation did you use to go to "country of stay"? Other		
Value	Label	Cases	Percentage
0	No	1041	<div><div></div></div> 99.8%
1	Yes	2	<div><div></div></div> 0.2%
Sysmiss		915	
Warning: these figures indicate the number of cases found in the data file. They cannot be interpreted as summary statistics of the population of interest.			
# q615_NR: Means of transportation: No answer			
Information	[Type= discrete] [Format=numeric] [Range= 0-1] [Missing=*]		
Statistics [NW/ W]	[Valid=1043 /-] [Invalid=915 /-]		
Universe	If Ego has already stayed outside Ghana		
Literal question	615. Which means of transportation did you use to go to "country of stay"? No answer		
Value	Label	Cases	Percentage
0	No	1026	<div><div></div></div> 98.4%
1	Yes	17	<div><div></div></div> 1.6%
Sysmiss		915	
Warning: these figures indicate the number of cases found in the data file. They cannot be interpreted as summary statistics of the population of interest.			
# q615_a: Specify the other mean of transportation			
Information	[Type= discrete] [Format=character] [Missing=*]		
Statistics [NW/ W]	[Valid=2 /-] [Invalid=0 /-]		
Universe	If Ego has already stayed outside Ghana If q615_6 in 1		
Literal question	615. Which means of transportation did you use to go to "country of stay"? Other => Specify		
Value	Label	Cases	Percentage
GOT THERE ON FOOT		1	<div><div></div></div> 50.0%
HIKED IN THE DESERT		1	<div><div></div></div> 50.0%
Warning: these figures indicate the number of cases found in the data file. They cannot be interpreted as summary statistics of the population of interest.			
# q616: You have travelled			
Information	[Type= discrete] [Format=character] [Missing=*/b]		
Statistics [NW/ W]	[Valid=1031 /-] [Invalid=9 /-]		
Universe	If Ego has already stayed outside Ghana		

# q616: You have travelled			
Literal question		616. You have travelled... Multiple answers	
Interviewer's instructions		Read, multiple answers possible:	
Value	Label	Cases	Percentage
0		712	<div></div> 69.1%
0 11		2	<div></div> 0.2%
0 13		2	<div></div> 0.2%
0 2		1	<div></div> 0.1%
0 2 4 5		1	<div></div> 0.1%
0 2 5		1	<div></div> 0.1%
0 3		4	<div></div> 0.4%
0 6 7		1	<div></div> 0.1%
0 7		1	<div></div> 0.1%
1		5	<div></div> 0.5%
1 1		2	<div></div> 0.2%
1 2		5	<div></div> 0.5%
1 4		2	<div></div> 0.2%
1 4 5		1	<div></div> 0.1%
1 5		1	<div></div> 0.1%
10		11	<div></div> 1.1%
11		59	<div></div> 5.7%
12		16	<div></div> 1.6%
13		36	<div></div> 3.5%
2		9	<div></div> 0.9%
2 4		1	<div></div> 0.1%
2 4 5		2	<div></div> 0.2%
2 5		1	<div></div> 0.1%
2 5 13		1	<div></div> 0.1%
2 5 8		1	<div></div> 0.1%
3		51	<div></div> 4.9%
3 11		1	<div></div> 0.1%
3 6		7	<div></div> 0.7%
3 6 7		6	<div></div> 0.6%
3 7		6	<div></div> 0.6%
3 7 6		1	<div></div> 0.1%
3 9		1	<div></div> 0.1%
4		10	<div></div> 1.0%
4 11		1	<div></div> 0.1%
4 3		1	<div></div> 0.1%
4 4		1	<div></div> 0.1%
4 8		2	<div></div> 0.2%
5		8	<div></div> 0.8%
6		8	<div></div> 0.8%
6 3		1	<div></div> 0.1%
6 7		6	<div></div> 0.6%
7		7	<div></div> 0.7%

# q616: You have travelled			
Value	Label	Cases	Percentage
7 6		1	0.1%
8		29	2.8%
9		5	0.5%
.b		9	
Warning: these figures indicate the number of cases found in the data file. They cannot be interpreted as summary statistics of the population of interest.			
# q616_0: Travelled alone			
Information	[Type= discrete] [Format=numeric] [Range= 0-1] [Missing=*]		
Statistics [NW/ W]	[Valid=1043 /-] [Invalid=915 /-]		
Universe	If Ego has already stayed outside Ghana		
Literal question	616. You have travelled... Alone		
Value	Label	Cases	Percentage
0	No	318	30.5%
1	Yes	725	69.5%
Sysmiss		915	
Warning: these figures indicate the number of cases found in the data file. They cannot be interpreted as summary statistics of the population of interest.			
# q616_1: Travelled with father			
Information	[Type= discrete] [Format=numeric] [Range= 0-1] [Missing=*]		
Statistics [NW/ W]	[Valid=1043 /-] [Invalid=915 /-]		
Universe	If Ego has already stayed outside Ghana		
Literal question	616. You have travelled... With your father		
Value	Label	Cases	Percentage
0	No	1027	98.5%
1	Yes	16	1.5%
Sysmiss		915	
Warning: these figures indicate the number of cases found in the data file. They cannot be interpreted as summary statistics of the population of interest.			
# q616_2: Travelled with mother			
Information	[Type= discrete] [Format=numeric] [Range= 0-1] [Missing=*]		
Statistics [NW/ W]	[Valid=1043 /-] [Invalid=915 /-]		
Universe	If Ego has already stayed outside Ghana		
Literal question	616. You have travelled... With your mother		
Value	Label	Cases	Percentage
0	No	1020	97.8%
1	Yes	23	2.2%
Sysmiss		915	
Warning: these figures indicate the number of cases found in the data file. They cannot be interpreted as summary statistics of the population of interest.			
# q616_3: Travelled with partner(s)			
Information	[Type= discrete] [Format=numeric] [Range= 0-1] [Missing=*]		
Statistics [NW/ W]	[Valid=1043 /-] [Invalid=915 /-]		
Universe	If Ego has already stayed outside Ghana		
Literal question	616. You have travelled...		

# q616_3: Travelled with partner(s)			
		With your partner(s)	
Value	Label	Cases	Percentage
0	No	964	<div><div></div></div> 92.4%
1	Yes	79	<div><div></div></div> 7.6%
Sysmiss		915	
Warning: these figures indicate the number of cases found in the data file. They cannot be interpreted as summary statistics of the population of interest.			
# q616_4: Travelled with brother(s)			
Information	[Type= discrete] [Format=numeric] [Range= 0-1] [Missing=*]		
Statistics [NW/ W]	[Valid=1043 /-] [Invalid=915 /-]		
Universe	If Ego has already stayed outside Ghana		
Literal question	616. You have travelled... With one or several brothers		
Value	Label	Cases	Percentage
0	No	1021	<div><div></div></div> 97.9%
1	Yes	22	<div><div></div></div> 2.1%
Sysmiss		915	
Warning: these figures indicate the number of cases found in the data file. They cannot be interpreted as summary statistics of the population of interest.			
# q616_5: Travelled with sister(s)			
Information	[Type= discrete] [Format=numeric] [Range= 0-1] [Missing=*]		
Statistics [NW/ W]	[Valid=1043 /-] [Invalid=915 /-]		
Universe	If Ego has already stayed outside Ghana		
Literal question	616. You have travelled... With one or several sisters		
Value	Label	Cases	Percentage
0	No	1026	<div><div></div></div> 98.4%
1	Yes	17	<div><div></div></div> 1.6%
Sysmiss		915	
Warning: these figures indicate the number of cases found in the data file. They cannot be interpreted as summary statistics of the population of interest.			
# q616_6: Travelled with son(s)			
Information	[Type= discrete] [Format=numeric] [Range= 0-1] [Missing=*]		
Statistics [NW/ W]	[Valid=1043 /-] [Invalid=915 /-]		
Universe	If Ego has already stayed outside Ghana		
Literal question	616. You have travelled... With your son(s)		
Value	Label	Cases	Percentage
0	No	1012	<div><div></div></div> 97.0%
1	Yes	31	<div><div></div></div> 3.0%
Sysmiss		915	
Warning: these figures indicate the number of cases found in the data file. They cannot be interpreted as summary statistics of the population of interest.			
# q616_7: Travelled with daughter(s)			
Information	[Type= discrete] [Format=numeric] [Range= 0-1] [Missing=*]		
Statistics [NW/ W]	[Valid=1043 /-] [Invalid=915 /-]		
Universe	If Ego has already stayed outside Ghana		

# q616_7: Travelled with daughter(s)			
Literal question		616. You have travelled... With your daughter(s)	
Value	Label	Cases	Percentage
0	No	1014	97.2%
1	Yes	29	2.8%
Sysmiss		915	
<i>Warning: these figures indicate the number of cases found in the data file. They cannot be interpreted as summary statistics of the population of interest.</i>			
# q616_8: Travelled with another relative			
Information		[Type= discrete] [Format=numeric] [Range= 0-1] [Missing=*]	
Statistics [NW/ W]		[Valid=1043 /-] [Invalid=915 /-]	
Universe		If Ego has already stayed outside Ghana	
Literal question		616. You have travelled... With another relative	
Value	Label	Cases	Percentage
0	No	1011	96.9%
1	Yes	32	3.1%
Sysmiss		915	
<i>Warning: these figures indicate the number of cases found in the data file. They cannot be interpreted as summary statistics of the population of interest.</i>			
# q616_9: Travelled with an official delegation			
Information		[Type= discrete] [Format=numeric] [Range= 0-1] [Missing=*]	
Statistics [NW/ W]		[Valid=1043 /-] [Invalid=915 /-]	
Universe		If Ego has already stayed outside Ghana	
Literal question		616. You have travelled... With an official delegation	
Value	Label	Cases	Percentage
0	No	1037	99.4%
1	Yes	6	0.6%
Sysmiss		915	
<i>Warning: these figures indicate the number of cases found in the data file. They cannot be interpreted as summary statistics of the population of interest.</i>			
# q616_10: Travelled with musicians, sport team			
Information		[Type= discrete] [Format=numeric] [Range= 0-1] [Missing=*]	
Statistics [NW/ W]		[Valid=1043 /-] [Invalid=915 /-]	
Universe		If Ego has already stayed outside Ghana	
Literal question		616. You have travelled... With a group of artists (musicians...), a sports team	
Value	Label	Cases	Percentage
0	No	1032	98.9%
1	Yes	11	1.1%
Sysmiss		915	
<i>Warning: these figures indicate the number of cases found in the data file. They cannot be interpreted as summary statistics of the population of interest.</i>			
# q616_11: Travelled with friend(s)			
Information		[Type= discrete] [Format=numeric] [Range= 0-1] [Missing=*]	
Statistics [NW/ W]		[Valid=1043 /-] [Invalid=915 /-]	

# q616_11: Travelled with friend(s)			
Universe		If Ego has already stayed outside Ghana	
Literal question		616. You have travelled... With one or several friends	
Value	Label	Cases	Percentage
0	No	980	<div><div></div></div> 94.0%
1	Yes	63	<div><div></div></div> 6.0%
Sysmiss		915	
Warning: these figures indicate the number of cases found in the data file. They cannot be interpreted as summary statistics of the population of interest.			
# q616_12: Travelled with smuggler			
Information		[Type= discrete] [Format=numeric] [Range= 0-1] [Missing=*]	
Statistics [NW/ W]		[Valid=1043 /-] [Invalid=915 /-]	
Universe		If Ego has already stayed outside Ghana	
Literal question		616. You have travelled... With a smuggler	
Value	Label	Cases	Percentage
0	No	1027	<div><div></div></div> 98.5%
1	Yes	16	<div><div></div></div> 1.5%
Sysmiss		915	
Warning: these figures indicate the number of cases found in the data file. They cannot be interpreted as summary statistics of the population of interest.			
# q616_13: Travelled with somebody else			
Information		[Type= discrete] [Format=numeric] [Range= 0-1] [Missing=*]	
Statistics [NW/ W]		[Valid=1043 /-] [Invalid=915 /-]	
Universe		If Ego has already stayed outside Ghana	
Literal question		616. You have travelled... With somebody else	
Value	Label	Cases	Percentage
0	No	1004	<div><div></div></div> 96.3%
1	Yes	39	<div><div></div></div> 3.7%
Sysmiss		915	
Warning: these figures indicate the number of cases found in the data file. They cannot be interpreted as summary statistics of the population of interest.			
# q616_NR: Travelled with no answer			
Information		[Type= discrete] [Format=numeric] [Range= 0-1] [Missing=*]	
Statistics [NW/ W]		[Valid=1043 /-] [Invalid=915 /-]	
Universe		If Ego has already stayed outside Ghana	
Literal question		616. You have travelled... No answer	
Value	Label	Cases	Percentage
0	No	1034	<div><div></div></div> 99.1%
1	Yes	9	<div><div></div></div> 0.9%
Sysmiss		915	
Warning: these figures indicate the number of cases found in the data file. They cannot be interpreted as summary statistics of the population of interest.			
# q617: Who decided about your trip/migration			
Information		[Type= discrete] [Format=character] [Missing=*.b]	

# q617: Who decided about your trip/migration			
Statistics [NW/ W]	[Valid=1030 /-] [Invalid=13 /-]		
Definition	Family members: answers 1 to 8 Other persons: answers 9 and 10		
Universe	If Ego has already stayed outside Ghana		
Literal question	617. Who decided about your trip/migration? Multiple answers		
Post-question	If q617 only in 0 => 619 FILTER: If Ego has one or more members of his family or personal network outside Ghana (column 4 in the GRID) => 618 OTHERWISE => 619		
Interviewer's instructions	Read, multiple answers possible:		
Value	Label	Cases	Percentage
0		500	<div></div> 48.5%
0 1		10	<div></div> 1.0%
0 1 2		4	<div></div> 0.4%
0 1 2 3 4 5		1	<div></div> 0.1%
0 1 2 3 9		1	<div></div> 0.1%
0 1 2 4		1	<div></div> 0.1%
0 1 2 5		1	<div></div> 0.1%
0 1 8		1	<div></div> 0.1%
0 10		22	<div></div> 2.1%
0 2		4	<div></div> 0.4%
0 2 1		1	<div></div> 0.1%
0 2 4		1	<div></div> 0.1%
0 2 4 5 3		1	<div></div> 0.1%
0 3		82	<div></div> 8.0%
0 3 1 2		2	<div></div> 0.2%
0 3 10		1	<div></div> 0.1%
0 3 2 1		1	<div></div> 0.1%
0 3 4		2	<div></div> 0.2%
0 3 6 7		1	<div></div> 0.1%
0 3 8		1	<div></div> 0.1%
0 4		19	<div></div> 1.8%
0 4 8		1	<div></div> 0.1%
0 5		5	<div></div> 0.5%
0 5 2		1	<div></div> 0.1%
0 5 3		1	<div></div> 0.1%
0 6		1	<div></div> 0.1%
0 7 8		1	<div></div> 0.1%
0 8		12	<div></div> 1.2%
1		23	<div></div> 2.2%
1 0		2	<div></div> 0.2%
1 0 4		1	<div></div> 0.1%
1 2		25	<div></div> 2.4%
1 2 0		1	<div></div> 0.1%
1 2 4		2	<div></div> 0.2%
1 2 4 5		1	<div></div> 0.1%

# q617: Who decided about your trip/migration			
Value	Label	Cases	Percentage
1 2 5		4	0.4%
1 2 5 10		1	0.1%
1 2 5 8		1	0.1%
1 2 8		4	0.4%
1 4		3	0.3%
1 8		6	0.6%
10		30	2.9%
10 0		1	0.1%
2		20	1.9%
2 0		1	0.1%
2 1		1	0.1%
2 4		1	0.1%
2 8		1	0.1%
3		99	9.6%
3 0		7	0.7%
3 1		1	0.1%
3 10		1	0.1%
3 4		1	0.1%
3 4 5		2	0.2%
3 5		1	0.1%
3 8		1	0.1%
4		16	1.6%
4 0		2	0.2%
4 5		3	0.3%
4 5 10		1	0.1%
4 8		1	0.1%
5		11	1.1%
5 4		1	0.1%
5 9		1	0.1%
6		1	0.1%
7		3	0.3%
8		27	2.6%
8 0		1	0.1%
8 1		1	0.1%
8 1 2		5	0.5%
8 10		1	0.1%
9		34	3.3%
.b		13	
Warning: these figures indicate the number of cases found in the data file. They cannot be interpreted as summary statistics of the population of interest.			
# q617_0: Decision alone			
Information	[Type= discrete] [Format=numeric] [Range= 0-1] [Missing=*]		
Statistics [NW/ W]	[Valid=1043 /-] [Invalid=915 /-]		
Universe	If Ego has already stayed outside Ghana		
Literal question	617. Who decided about your trip/migration? Yourself		

# q617_0: Decision alone			
Value	Label	Cases	Percentage
0	No	301	<div></div> 28.9%
1	Yes	742	<div></div> 71.1%
Sysmiss		915	
Warning: these figures indicate the number of cases found in the data file. They cannot be interpreted as summary statistics of the population of interest.			
# q617_1: Decision father			
Information	[Type= discrete] [Format=numeric] [Range= 0-1] [Missing=*]		
Statistics [NW/ W]	[Valid=1043 /-] [Invalid=915 /-]		
Universe	If Ego has already stayed outside Ghana		
Literal question	617. Who decided about your trip/migration? Your father		
Value	Label	Cases	Percentage
0	No	959	<div></div> 91.9%
1	Yes	84	<div></div> 8.1%
Sysmiss		915	
Warning: these figures indicate the number of cases found in the data file. They cannot be interpreted as summary statistics of the population of interest.			
# q617_2: Decision mother			
Information	[Type= discrete] [Format=numeric] [Range= 0-1] [Missing=*]		
Statistics [NW/ W]	[Valid=1043 /-] [Invalid=915 /-]		
Universe	If Ego has already stayed outside Ghana		
Literal question	617. Who decided about your trip/migration? Your mother		
Value	Label	Cases	Percentage
0	No	956	<div></div> 91.7%
1	Yes	87	<div></div> 8.3%
Sysmiss		915	
Warning: these figures indicate the number of cases found in the data file. They cannot be interpreted as summary statistics of the population of interest.			
# q617_3: Decision partner(s)			
Information	[Type= discrete] [Format=numeric] [Range= 0-1] [Missing=*]		
Statistics [NW/ W]	[Valid=1043 /-] [Invalid=915 /-]		
Universe	If Ego has already stayed outside Ghana		
Literal question	617. Who decided about your trip/migration? Your partner		
Value	Label	Cases	Percentage
0	No	836	<div></div> 80.2%
1	Yes	207	<div></div> 19.8%
Sysmiss		915	
Warning: these figures indicate the number of cases found in the data file. They cannot be interpreted as summary statistics of the population of interest.			
# q617_4: Decision brother(s)			
Information	[Type= discrete] [Format=numeric] [Range= 0-1] [Missing=*]		
Statistics [NW/ W]	[Valid=1043 /-] [Invalid=915 /-]		
Universe	If Ego has already stayed outside Ghana		
Literal question	617. Who decided about your trip/migration?		

# q617_4: Decision brother(s)			
		One or several brothers	
Value	Label	Cases	Percentage
0	No	982	<div><div></div></div> 94.2%
1	Yes	61	<div><div></div></div> 5.8%
Sysmiss		915	
Warning: these figures indicate the number of cases found in the data file. They cannot be interpreted as summary statistics of the population of interest.			
# q617_5: Decision sister(s)			
Information	[Type= discrete] [Format=numeric] [Range= 0-1] [Missing=*]		
Statistics [NW/ W]	[Valid=1043 /-] [Invalid=915 /-]		
Universe	If Ego has already stayed outside Ghana		
Literal question	617. Who decided about your trip/migration? One or several sisters		
Value	Label	Cases	Percentage
0	No	1006	<div><div></div></div> 96.5%
1	Yes	37	<div><div></div></div> 3.5%
Sysmiss		915	
Warning: these figures indicate the number of cases found in the data file. They cannot be interpreted as summary statistics of the population of interest.			
# q617_6: Decision son(s)			
Information	[Type= discrete] [Format=numeric] [Range= 0-1] [Missing=*]		
Statistics [NW/ W]	[Valid=1043 /-] [Invalid=915 /-]		
Universe	If Ego has already stayed outside Ghana		
Literal question	617. Who decided about your trip/migration? One or several of your son(s)		
Value	Label	Cases	Percentage
0	No	1040	<div><div></div></div> 99.7%
1	Yes	3	<div><div></div></div> 0.3%
Sysmiss		915	
Warning: these figures indicate the number of cases found in the data file. They cannot be interpreted as summary statistics of the population of interest.			
# q617_7: Decision daughter(s)			
Information	[Type= discrete] [Format=numeric] [Range= 0-1] [Missing=*]		
Statistics [NW/ W]	[Valid=1043 /-] [Invalid=915 /-]		
Universe	If Ego has already stayed outside Ghana		
Literal question	617. Who decided about your trip/migration? One or several of your daughter(s)		
Value	Label	Cases	Percentage
0	No	1038	<div><div></div></div> 99.5%
1	Yes	5	<div><div></div></div> 0.5%
Sysmiss		915	
Warning: these figures indicate the number of cases found in the data file. They cannot be interpreted as summary statistics of the population of interest.			
# q617_8: Decision another relative			
Information	[Type= discrete] [Format=numeric] [Range= 0-1] [Missing=*]		
Statistics [NW/ W]	[Valid=1043 /-] [Invalid=915 /-]		
Universe	If Ego has already stayed outside Ghana		

# q617_8: Decision another relative			
Literal question		617. Who decided about your trip/migration? Another relative	
Value	Label	Cases	Percentage
0	No	978	<div><div></div></div> 93.8%
1	Yes	65	<div><div></div></div> 6.2%
Sysmiss		915	
Warning: these figures indicate the number of cases found in the data file. They cannot be interpreted as summary statistics of the population of interest.			
# q617_9: Decision employer			
Information		[Type= discrete] [Format=numeric] [Range= 0-1] [Missing=*]	
Statistics [NW/ W]		[Valid=1043 /-] [Invalid=915 /-]	
Universe		If Ego has already stayed outside Ghana	
Literal question		617. Who decided about your trip/migration? Your employer	
Value	Label	Cases	Percentage
0	No	1007	<div><div></div></div> 96.5%
1	Yes	36	<div><div></div></div> 3.5%
Sysmiss		915	
Warning: these figures indicate the number of cases found in the data file. They cannot be interpreted as summary statistics of the population of interest.			
# q617_10: Decision other			
Information		[Type= discrete] [Format=numeric] [Range= 0-1] [Missing=*]	
Statistics [NW/ W]		[Valid=1043 /-] [Invalid=915 /-]	
Universe		If Ego has already stayed outside Ghana	
Literal question		617. Who decided about your trip/migration? Other	
Value	Label	Cases	Percentage
0	No	985	<div><div></div></div> 94.4%
1	Yes	58	<div><div></div></div> 5.6%
Sysmiss		915	
Warning: these figures indicate the number of cases found in the data file. They cannot be interpreted as summary statistics of the population of interest.			
# q617_NR: Decision no answer			
Information		[Type= discrete] [Format=numeric] [Range= 0-1] [Missing=*]	
Statistics [NW/ W]		[Valid=1043 /-] [Invalid=915 /-]	
Universe		If Ego has already stayed outside Ghana	
Literal question		617. Who decided about your trip/migration? No answer	
Value	Label	Cases	Percentage
0	No	1030	<div><div></div></div> 98.8%
1	Yes	13	<div><div></div></div> 1.2%
Sysmiss		915	
Warning: these figures indicate the number of cases found in the data file. They cannot be interpreted as summary statistics of the population of interest.			

# q617_a: Specify the decision by other relative			
Information	[Type= discrete] [Format=character] [Missing=*/.b]		
Statistics [NW/ W]	[Valid=107 /-] [Invalid=6 /-]		
Universe	If Ego has already stayed outside Ghana If q617_8 in 1		
Literal question	617. Who decided about your trip/migration? Another relative => Specify		
Value	Label	Cases	Percentage
2 FRIENDS		1	0.9%
A CHIEF IN NIGERIA		1	0.9%
A CHURCH MEMBER I MET IN GERMANY WHO STAYS IN NL		1	0.9%
A FRIEND		8	7.5%
AN ACQUAINTANCE		1	0.9%
AUNT		9	8.4%
AUNT AND BROTHER		1	0.9%
AUNTIE		6	5.6%
AUNTY		3	2.8%
CATHOLIC DIOCESE OF GHANA		1	0.9%
COMMONWEALTH SCHOLARSHIP SECRETARIAT		1	0.9%
COUSIN		4	3.7%
COUSINS IN JAPAN AND THE NETHERLANDS		1	0.9%
FAMILY FRIEND		1	0.9%
FOUND A FRIEND IN THE NETHERLANDS		1	0.9%
FRIEND		5	4.7%
FRIEND ENCOURAGED MORE		1	0.9%
FRIENDS		2	1.9%
GHANA GOV'T		1	0.9%
GOVERNMENT		1	0.9%
GOVERNMENT PROGRAMME TO TRAVEL WITH THE SPOUSE		1	0.9%

q617_a: Specify the decision by other relative

Value	Label	Cases	Percentage
GOVT OF GHANA		1	0.9%
GRANDMOTHE		2	1.9%
GUARDIAN		1	0.9%
HUSBAND'S BROTHER		1	0.9%
JESUIT SUPERIORS		7	6.5%
MUSICIANS		3	2.8%
MY CHURCH MISSION BOARD		1	0.9%
MY FRIEND		3	2.8%
MY SCHOOL FRIEND		1	0.9%
MY SON-IN-LAW		1	0.9%
MY UNCLE		1	0.9%
NEPHEW		1	0.9%
NIECE		2	1.9%
NUFFIC		1	0.9%
OMA		1	0.9%
SOME FRIENDS		1	0.9%
THE CHURCH		1	0.9%
THE GOVERNMENT OF GHANA THEN		1	0.9%
THE OWNER OF THE PASSPORT		1	0.9%
UNCLE		18	16.8%
UNCLE'S WIFE		1	0.9%
UNCLE, COUSIN		1	0.9%
UNCLES		2	1.9%
UNCLES, AUNT		1	0.9%
UNIVERSITY		2	1.9%
.b		6	

Warning: these figures indicate the number of cases found in the data file. They cannot be interpreted as summary statistics of the population of interest.

q618: Decision: Are they people who lived outside Ghana and whom we talked about before?

Information	[Type= discrete] [Format=numeric] [Range= 0-2147483624] [Missing=*]
Statistics [NW/ W]	[Valid=479 /-] [Invalid=1479 /-]
Universe	If Ego has already stayed outside Ghana If q617 not in 0 If Ego has one or more members of his family or personal network outside Ghana
Literal question	618. Are the people you just mentioned, people who lived outside Ghana and whom we talked about before?
Interviewer's instructions	If yes, write down the Migrant Code given in the grid Column 4

# q618: Decision: Are they people who lived outside Ghana and whom we talked about before?			
Value	Label	Cases	Percentage
0	No	130	<div><div></div></div> 27.1%
1	Yes	349	<div><div></div></div> 72.9%
Sysmiss		1479	
Warning: these figures indicate the number of cases found in the data file. They cannot be interpreted as summary statistics of the population of interest.			
# q618_a: Decision: Migrant code 1			
Information	[Type= discrete] [Format=numeric] [Range= 1-14] [Missing=*]		
Statistics [NW/ W]	[Valid=354 -/] [Invalid=1604 -/]		
Universe	If Ego has already stayed outside Ghana If q617 not in 0 If Ego has one or more members of his family or personal network outside Ghana If q618 in 1		
Literal question	618. Are the people you just mentioned, people who lived outside Ghana and whom we talked about before? Migrant code 1		
Interviewer's instructions	If yes, write down the Migrant Code given in the grid Column 4		
Value	Label	Cases	Percentage
1		196	<div><div></div></div> 55.4%
2		63	<div><div></div></div> 17.8%
3		34	<div><div></div></div> 9.6%
4		23	<div><div></div></div> 6.5%
5		19	<div><div></div></div> 5.4%
6		5	<div><div></div></div> 1.4%
7		6	<div><div></div></div> 1.7%
9		4	<div><div></div></div> 1.1%
10		2	<div><div></div></div> 0.6%
12		2	<div><div></div></div> 0.6%
Sysmiss		1604	
Warning: these figures indicate the number of cases found in the data file. They cannot be interpreted as summary statistics of the population of interest.			
# q618_b: Decision: Migrant code 2			
Information	[Type= discrete] [Format=numeric] [Range= 1-11] [Missing=*]		
Statistics [NW/ W]	[Valid=61 -/] [Invalid=1897 -/]		
Universe	If Ego has already stayed outside Ghana If q617 not in 0 If Ego has one or more members of his family or personal network outside Ghana If q618 in 1		
Literal question	618. Are the people you just mentioned, people who lived outside Ghana and whom we talked about before? Migrant code 2		
Interviewer's instructions	If yes, write down the Migrant Code given in the grid Column 4		
Value	Label	Cases	Percentage
1		1	<div><div></div></div> 1.6%
2		35	<div><div></div></div> 57.4%
3		6	<div><div></div></div> 9.8%
4		7	<div><div></div></div> 11.5%
5		5	<div><div></div></div> 8.2%
6		3	<div><div></div></div> 4.9%
8		1	<div><div></div></div> 1.6%

# q618_b: Decision: Migrant code 2			
Value	Label	Cases	Percentage
9		1	<div><div></div></div> 1.6%
10		2	<div><div></div></div> 3.3%
Sysmiss		1897	
Warning: these figures indicate the number of cases found in the data file. They cannot be interpreted as summary statistics of the population of interest.			
# q618_c: Decision: Migrant code 3			
Information	[Type= discrete] [Format=numeric] [Range= 1-5] [Missing=*]		
Statistics [NW/ W]	[Valid=22 /-] [Invalid=1936 /-]		
Universe	If Ego has already stayed outside Ghana If q617 not in 0 If Ego has one or more members of his family or personal network outside Ghana If q618 in 1		
Literal question	618. Are the people you just mentioned, people who lived outside Ghana and whom we talked about before? Migrant code 3		
Interviewer's instructions	If yes, write down the Migrant Code given in the grid Column 4		
Value	Label	Cases	Percentage
1		3	<div><div></div></div> 13.6%
3		13	<div><div></div></div> 59.1%
4		1	<div><div></div></div> 4.5%
5		5	<div><div></div></div> 22.7%
Sysmiss		1936	
Warning: these figures indicate the number of cases found in the data file. They cannot be interpreted as summary statistics of the population of interest.			
# q618_d: Decision: Migrant code 4			
Information	[Type= discrete] [Format=numeric] [Range= 1-4] [Missing=*]		
Statistics [NW/ W]	[Valid=8 /-] [Invalid=1950 /-]		
Universe	If Ego has already stayed outside Ghana If q617 not in 0 If Ego has one or more members of his family or personal network outside Ghana If q618 in 1		
Literal question	618. Are the people you just mentioned, people who lived outside Ghana and whom we talked about before? Migrant code 4		
Interviewer's instructions	If yes, write down the Migrant Code given in the grid Column 4		
Value	Label	Cases	Percentage
2		1	<div><div></div></div> 12.5%
4		5	<div><div></div></div> 62.5%
6		1	<div><div></div></div> 12.5%
12		1	<div><div></div></div> 12.5%
Sysmiss		1950	
Warning: these figures indicate the number of cases found in the data file. They cannot be interpreted as summary statistics of the population of interest.			
# q619: Who contributed to finance your migration			
Information	[Type= discrete] [Format=character] [Missing=*/b]		
Statistics [NW/ W]	[Valid=1012 /-] [Invalid=31 /-]		
Definition	Family members: answers 1 to 8 Somebody else: answers 9 to 12		
Universe	If Ego has already stayed outside Ghana		
Literal question	619. And who contributed to finance your migration?		

# q619: Who contributed to finance your migration			
	Multiple answers		
Post-question	If q619 only in 0 => 621		
	FILTER : If Ego has one or more members of his family or personal network outside Ghana (column 4 in the GRID) => 620 OTHERWISE => 621		
Interviewer's instructions	Read, multiple answers possible:		
Value	Label	Cases	Percentage
0		379	<div></div> 37.5%
0 1		10	<div></div> 1.0%
0 1 2		7	<div></div> 0.7%
0 1 2 3 5		1	<div></div> 0.1%
0 1 2 4 5		1	<div></div> 0.1%
0 1 2 5 10		1	<div></div> 0.1%
0 1 4		2	<div></div> 0.2%
0 1 9 10		1	<div></div> 0.1%
0 10		10	<div></div> 1.0%
0 12		2	<div></div> 0.2%
0 2 4		1	<div></div> 0.1%
0 2 4 5 8		1	<div></div> 0.1%
0 2 5		2	<div></div> 0.2%
0 3		48	<div></div> 4.7%
0 3 1 2		1	<div></div> 0.1%
0 3 4 10		1	<div></div> 0.1%
0 3 5		1	<div></div> 0.1%
0 3 8		1	<div></div> 0.1%
0 4		5	<div></div> 0.5%
0 4 5		1	<div></div> 0.1%
0 4 8		2	<div></div> 0.2%
0 4 9 12		1	<div></div> 0.1%
0 5		4	<div></div> 0.4%
0 8		9	<div></div> 0.9%
0 8 10		2	<div></div> 0.2%
0 9		10	<div></div> 1.0%
1		62	<div></div> 6.1%
1 0		1	<div></div> 0.1%
1 1 2		1	<div></div> 0.1%
1 2		33	<div></div> 3.3%
1 2 3		1	<div></div> 0.1%
1 2 3 4		1	<div></div> 0.1%
1 2 3 4 5		2	<div></div> 0.2%
1 2 3 9		1	<div></div> 0.1%
1 2 4 5		2	<div></div> 0.2%
1 2 5		1	<div></div> 0.1%
1 2 8		3	<div></div> 0.3%
1 2 9		1	<div></div> 0.1%
1 2 9 12		1	<div></div> 0.1%
1 3		1	<div></div> 0.1%

# q619: Who contributed to finance your migration			
Value	Label	Cases	Percentage
1 3 0		1	0.1%
1 4		1	0.1%
1 4 12		1	0.1%
1 5		3	0.3%
1 8		2	0.2%
1 9		1	0.1%
10		17	1.7%
10 08		1	0.1%
11		1	0.1%
12		10	1.0%
2		33	3.3%
2 5 8 9		1	0.1%
2 8		2	0.2%
2 9		1	0.1%
3		124	12.3%
3 12		2	0.2%
3 4		1	0.1%
3 4 5		2	0.2%
3 5		1	0.1%
3 8		1	0.1%
3 9		1	0.1%
4		33	3.3%
4 10		1	0.1%
4 5		7	0.7%
4 8		1	0.1%
5		17	1.7%
5 0		1	0.1%
5 8		1	0.1%
6		2	0.2%
7		5	0.5%
8		54	5.3%
9		68	6.7%
.b		31	
Warning: these figures indicate the number of cases found in the data file. They cannot be interpreted as summary statistics of the population of interest.			
# q619_0: Finance alone			
Information	[Type= discrete] [Format=numeric] [Range= 0-1] [Missing=*]		
Statistics [NW/ W]	[Valid=1043 /-] [Invalid=915 /-]		
Universe	If Ego has already stayed outside Ghana		
Literal question	619. And who contributed to finance your migration? Yourself		
Value	Label	Cases	Percentage
0	No	538	51.6%
1	Yes	505	48.4%
Sysmiss		915	
Warning: these figures indicate the number of cases found in the data file. They cannot be interpreted as summary statistics of the population of interest.			

# q619_1: Finance from father			
Information	[Type= discrete] [Format=numeric] [Range= 0-1] [Missing=*]		
Statistics [NW/ W]	[Valid=1043 /-] [Invalid=915 /-]		
Universe	If Ego has already stayed outside Ghana		
Literal question	619. And who contributed to finance your migration? Your father		
Value	Label	Cases	Percentage
0	No	899	<div><div></div></div> 86.2%
1	Yes	144	<div><div></div></div> 13.8%
Sysmiss		915	
Warning: these figures indicate the number of cases found in the data file. They cannot be interpreted as summary statistics of the population of interest.			
# q619_2: Finance from mother			
Information	[Type= discrete] [Format=numeric] [Range= 0-1] [Missing=*]		
Statistics [NW/ W]	[Valid=1043 /-] [Invalid=915 /-]		
Universe	If Ego has already stayed outside Ghana		
Literal question	619. And who contributed to finance your migration? Your mother		
Value	Label	Cases	Percentage
0	No	945	<div><div></div></div> 90.6%
1	Yes	98	<div><div></div></div> 9.4%
Sysmiss		915	
Warning: these figures indicate the number of cases found in the data file. They cannot be interpreted as summary statistics of the population of interest.			
# q619_3: Finance from partner(s)			
Information	[Type= discrete] [Format=numeric] [Range= 0-1] [Missing=*]		
Statistics [NW/ W]	[Valid=1043 /-] [Invalid=915 /-]		
Universe	If Ego has already stayed outside Ghana		
Literal question	619. And who contributed to finance your migration? Your partner		
Value	Label	Cases	Percentage
0	No	851	<div><div></div></div> 81.6%
1	Yes	192	<div><div></div></div> 18.4%
Sysmiss		915	
Warning: these figures indicate the number of cases found in the data file. They cannot be interpreted as summary statistics of the population of interest.			
# q619_4: Finance from brother(s)			
Information	[Type= discrete] [Format=numeric] [Range= 0-1] [Missing=*]		
Statistics [NW/ W]	[Valid=1043 /-] [Invalid=915 /-]		
Universe	If Ego has already stayed outside Ghana		
Literal question	619. And who contributed to finance your migration? One or several brothers		
Value	Label	Cases	Percentage
0	No	976	<div><div></div></div> 93.6%
1	Yes	67	<div><div></div></div> 6.4%
Sysmiss		915	
Warning: these figures indicate the number of cases found in the data file. They cannot be interpreted as summary statistics of the population of interest.			

# q619_5: Finance from sister(s)			
Information	[Type= discrete] [Format=numeric] [Range= 0-1] [Missing=*]		
Statistics [NW/ W]	[Valid=1043 /-] [Invalid=915 /-]		
Universe	If Ego has already stayed outside Ghana		
Literal question	619. And who contributed to finance your migration? One or several sisters		
Value	Label	Cases	Percentage
0	No	993	<div><div></div></div> 95.2%
1	Yes	50	<div><div></div></div> 4.8%
Sysmiss		915	
Warning: these figures indicate the number of cases found in the data file. They cannot be interpreted as summary statistics of the population of interest.			
# q619_6: Finance from son(s)			
Information	[Type= discrete] [Format=numeric] [Range= 0-1] [Missing=*]		
Statistics [NW/ W]	[Valid=1043 /-] [Invalid=915 /-]		
Universe	If Ego has already stayed outside Ghana		
Literal question	619. And who contributed to finance your migration? One or several of your son(s)		
Value	Label	Cases	Percentage
0	No	1041	<div><div></div></div> 99.8%
1	Yes	2	<div><div></div></div> 0.2%
Sysmiss		915	
Warning: these figures indicate the number of cases found in the data file. They cannot be interpreted as summary statistics of the population of interest.			
# q619_7: Finance from daughter(s)			
Information	[Type= discrete] [Format=numeric] [Range= 0-1] [Missing=*]		
Statistics [NW/ W]	[Valid=1043 /-] [Invalid=915 /-]		
Universe	If Ego has already stayed outside Ghana		
Literal question	619. And who contributed to finance your migration? One or several of your daughter(s)		
Value	Label	Cases	Percentage
0	No	1038	<div><div></div></div> 99.5%
1	Yes	5	<div><div></div></div> 0.5%
Sysmiss		915	
Warning: these figures indicate the number of cases found in the data file. They cannot be interpreted as summary statistics of the population of interest.			
# q619_8: Finance from another relative			
Information	[Type= discrete] [Format=numeric] [Range= 0-1] [Missing=*]		
Statistics [NW/ W]	[Valid=1043 /-] [Invalid=915 /-]		
Universe	If Ego has already stayed outside Ghana		
Literal question	619. And who contributed to finance your migration? Another relative		
Value	Label	Cases	Percentage
0	No	962	<div><div></div></div> 92.2%
1	Yes	81	<div><div></div></div> 7.8%
Sysmiss		915	
Warning: these figures indicate the number of cases found in the data file. They cannot be interpreted as summary statistics of the population of interest.			

# q619_9: Finance from employer/school/university			
Information	[Type= discrete] [Format=numeric] [Range= 0-1] [Missing=*]		
Statistics [NW/ W]	[Valid=1043 /-] [Invalid=915 /-]		
Universe	If Ego has already stayed outside Ghana		
Literal question	619. And who contributed to finance your migration? Your employer, school, university, a funding body		
Value	Label	Cases	Percentage
0	No	956	<div><div></div></div> 91.7%
1	Yes	87	<div><div></div></div> 8.3%
Sysmiss		915	
Warning: these figures indicate the number of cases found in the data file. They cannot be interpreted as summary statistics of the population of interest.			
# q619_10: Finance from friend(s)			
Information	[Type= discrete] [Format=numeric] [Range= 0-1] [Missing=*]		
Statistics [NW/ W]	[Valid=1043 /-] [Invalid=915 /-]		
Universe	If Ego has already stayed outside Ghana		
Literal question	619. And who contributed to finance your migration? A friend		
Value	Label	Cases	Percentage
0	No	1009	<div><div></div></div> 96.7%
1	Yes	34	<div><div></div></div> 3.3%
Sysmiss		915	
Warning: these figures indicate the number of cases found in the data file. They cannot be interpreted as summary statistics of the population of interest.			
# q619_11: Finance from a church			
Information	[Type= discrete] [Format=numeric] [Range= 0-1] [Missing=*]		
Statistics [NW/ W]	[Valid=1043 /-] [Invalid=915 /-]		
Universe	If Ego has already stayed outside Ghana		
Literal question	619. And who contributed to finance your migration? A marabout / a church		
Value	Label	Cases	Percentage
0	No	1042	<div><div></div></div> 99.9%
1	Yes	1	<div><div></div></div> 0.1%
Sysmiss		915	
Warning: these figures indicate the number of cases found in the data file. They cannot be interpreted as summary statistics of the population of interest.			
# q619_12: Finance from somebody else			
Information	[Type= discrete] [Format=numeric] [Range= 0-1] [Missing=*]		
Statistics [NW/ W]	[Valid=1043 /-] [Invalid=915 /-]		
Universe	If Ego has already stayed outside Ghana		
Literal question	619. And who contributed to finance your migration? Somebody else		
Value	Label	Cases	Percentage
0	No	1025	<div><div></div></div> 98.3%
1	Yes	18	<div><div></div></div> 1.7%
Sysmiss		915	
Warning: these figures indicate the number of cases found in the data file. They cannot be interpreted as summary statistics of the population of interest.			

# q619_NR: Finance from no answer			
Information	[Type= discrete] [Format=numeric] [Range= 0-1] [Missing=*]		
Statistics [NW/ W]	[Valid=1043 /-] [Invalid=915 /-]		
Universe	If Ego has already stayed outside Ghana		
Literal question	619. And who contributed to finance your migration? No answer		
Value	Label	Cases	Percentage
0	No	1012	97.0%
1	Yes	31	3.0%
Sysmiss		915	
Warning: these figures indicate the number of cases found in the data file. They cannot be interpreted as summary statistics of the population of interest.			
# q619_a: Specify the finance from other relative			
Information	[Type= discrete] [Format=character] [Missing=*.b]		
Statistics [NW/ W]	[Valid=34 /-] [Invalid=33 /-]		
Universe	If Ego has already stayed outside Ghana If q619_8 in 1		
Literal question	619. And who contributed to finance your migration? Another relative => Specify		
Value	Label	Cases	Percentage
AUNT		5	14.7%
AUNTE		1	2.9%
AUNTIE		1	2.9%
AUNTY		3	8.8%
BROTHER IN LAW		1	2.9%
COUSIN		1	2.9%
GRANDMOTHE		3	8.8%
HUSBAND'S FATHER		1	2.9%
MY AUNTIE		1	2.9%
MY UNCLE		1	2.9%
UNCLE		13	38.2%
UNCLE AND 1		1	2.9%
UNCLE AND AUNTIE		2	5.9%
.b		33	
Warning: these figures indicate the number of cases found in the data file. They cannot be interpreted as summary statistics of the population of interest.			
# q619_b: Specify the finance from somebody else			
Information	[Type= discrete] [Format=character] [Missing=*]		
Statistics [NW/ W]	[Valid=22 /-] [Invalid=0 /-]		
Universe	If Ego has already stayed outside Ghana If q619_12 in 1		
Literal question	619. And who contributed to finance your migration? Somebody else => Specify		
Value	Label	Cases	Percentage
A CHIEF IN NIGERIA		1	4.5%

# q619_b: Specify the finance from somebody else				
Value	Label	Cases	Percentage	
A FRIEND		1	<div></div>	4.5%
A NEIGHBOUR (FRIEND)		1	<div></div>	4.5%
CAMBRIDGE UNIVERSITY		1	<div></div>	4.5%
CHURCH		1	<div></div>	4.5%
COUSIN		1	<div></div>	4.5%
FRIEND		1	<div></div>	4.5%
GOVERNMENT SCHOLARSHIP		1	<div></div>	4.5%
MY HUSBANDS EMPLOYEES		2	<div></div>	9.1%
MY PARTNERS EMPLOYER		1	<div></div>	4.5%
NETHERLANDS GOVERNMENT		1	<div></div>	4.5%
POLYTECHNIC		1	<div></div>	4.5%
RENTED A ROOM AND USED THE MONEY		1	<div></div>	4.5%
SISTER IN LAW		1	<div></div>	4.5%
SOCIAL MOTHER		1	<div></div>	4.5%
THE DUTCH GOVERNMENT		1	<div></div>	4.5%
THE ROMAN CATHOLIC CHURCH IN VALITA		1	<div></div>	4.5%
UNCLES		2	<div></div>	9.1%
UNIVERSITY OF HONG KONG		1	<div></div>	4.5%
UNIVERSITY SCHOLARSHIP		1	<div></div>	4.5%
Warning: these figures indicate the number of cases found in the data file. They cannot be interpreted as summary statistics of the population of interest.				
# q620: Finance: Are they people who lived outside Ghana and whom we talked about before?				
Information	[Type= discrete] [Format=numeric] [Range= 0-1] [Missing=*]			
Statistics [NW/ W]	[Valid=555 /-] [Invalid=1403 /-]			
Universe	If Ego has already stayed outside Ghana If q619 not in 0 If Ego has one or more members of his family or personal network outside Ghana			
Literal question	620. Are the people you just mentioned people who lived outside Ghana and whom we talked about before?			
Interviewer's instructions	If yes, write down the Migrant Code given in GRID Column 4			
Value	Label	Cases	Percentage	
0	No	191	<div></div>	34.4%
1	Yes	364	<div></div>	65.6%

# q620: Finance: Are they people who lived outside Ghana and whom we talked about before?			
Value	Label	Cases	Percentage
Sysmiss		1403	
Warning: these figures indicate the number of cases found in the data file. They cannot be interpreted as summary statistics of the population of interest.			
# q620_a: Finance: Migrant code 1			
Information	[Type= discrete] [Format=numeric] [Range= 1-14] [Missing=*]		
Statistics [NW/ W]	[Valid=365 /-] [Invalid=1593 /-]		
Universe	If Ego has already stayed outside Ghana If q619 not in 0 If Ego has one or more members of his family or personal network outside Ghana If q620 in 1		
Literal question	620. Are the people you just mentioned people who lived outside Ghana and whom we talked about before? Migrant code 1		
Interviewer's instructions	If yes, write down the Migrant Code given in GRID Column 4		
Value	Label	Cases	Percentage
1		206	<div><div></div></div> 56.4%
2		58	<div><div></div></div> 15.9%
3		35	<div><div></div></div> 9.6%
4		29	<div><div></div></div> 7.9%
5		20	<div><div></div></div> 5.5%
6		2	<div><div></div></div> 0.5%
7		6	<div><div></div></div> 1.6%
8		1	<div><div></div></div> 0.3%
9		3	<div><div></div></div> 0.8%
11		1	<div><div></div></div> 0.3%
12		2	<div><div></div></div> 0.5%
16		2	<div><div></div></div> 0.5%
Sysmiss		1593	
Warning: these figures indicate the number of cases found in the data file. They cannot be interpreted as summary statistics of the population of interest.			
# q620_b: Finance: Migrant code 2			
Information	[Type= discrete] [Format=numeric] [Range= 1-8] [Missing=*]		
Statistics [NW/ W]	[Valid=68 /-] [Invalid=1890 /-]		
Universe	If Ego has already stayed outside Ghana If q619 not in 0 If Ego has one or more members of his family or personal network outside Ghana If q620 in 1		
Literal question	620. Are the people you just mentioned people who lived outside Ghana and whom we talked about before? Migrant code 2		
Interviewer's instructions	If yes, write down the Migrant Code given in GRID Column 4		
Value	Label	Cases	Percentage
1		1	<div><div></div></div> 1.5%
2		36	<div><div></div></div> 52.9%
3		8	<div><div></div></div> 11.8%
4		4	<div><div></div></div> 5.9%
5		4	<div><div></div></div> 5.9%
6		3	<div><div></div></div> 4.4%
7		3	<div><div></div></div> 4.4%

# q620_b: Finance: Migrant code 2			
Value	Label	Cases	Percentage
8		2	<div><div></div></div> 2.9%
9		2	<div><div></div></div> 2.9%
10		2	<div><div></div></div> 2.9%
12		3	<div><div></div></div> 4.4%
Sysmiss		1890	
Warning: these figures indicate the number of cases found in the data file. They cannot be interpreted as summary statistics of the population of interest.			
# q620_c: Finance: Migrant code 3			
Information	[Type= discrete] [Format=numeric] [Range= 1-3] [Missing=*]		
Statistics [NW/ W]	[Valid=19 /-] [Invalid=1939 /-]		
Universe	If Ego has already stayed outside Ghana If q619 not in 0 If Ego has one or more members of his family or personal network outside Ghana If q620 in 1		
Literal question	620. Are the people you just mentioned people who lived outside Ghana and whom we talked about before? Migrant code 3		
Interviewer's instructions	If yes, write down the Migrant Code given in GRID Column 4		
Value	Label	Cases	Percentage
1		2	<div><div></div></div> 10.5%
3		10	<div><div></div></div> 52.6%
4		2	<div><div></div></div> 10.5%
5		1	<div><div></div></div> 5.3%
6		2	<div><div></div></div> 10.5%
9		1	<div><div></div></div> 5.3%
10		1	<div><div></div></div> 5.3%
Sysmiss		1939	
Warning: these figures indicate the number of cases found in the data file. They cannot be interpreted as summary statistics of the population of interest.			
# q620_d: Finance: Migrant code 4			
Information	[Type= discrete] [Format=numeric] [Range= 1-1] [Missing=*]		
Statistics [NW/ W]	[Valid=12 /-] [Invalid=1946 /-]		
Universe	If Ego has already stayed outside Ghana If q619 not in 0 If Ego has one or more members of his family or personal network outside Ghana If q620 in 1		
Literal question	620. Are the people you just mentioned people who lived outside Ghana and whom we talked about before? Migrant code 4		
Interviewer's instructions	If yes, write down the Migrant Code given in GRID Column 4		
Value	Label	Cases	Percentage
2		3	<div><div></div></div> 25.0%
4		4	<div><div></div></div> 33.3%
5		3	<div><div></div></div> 25.0%
6		1	<div><div></div></div> 8.3%
11		1	<div><div></div></div> 8.3%
Sysmiss		1946	
Warning: these figures indicate the number of cases found in the data file. They cannot be interpreted as summary statistics of the population of interest.			

# q621: Able to speak the official language			
Information	[Type= discrete] [Format=numeric] [Range= 1-3] [Missing=*]		
Statistics [NW/ W]	[Valid=1026 /-] [Invalid=932 /-]		
Universe	If Ego has already stayed outside Ghana		
Literal question	621. When you arrived in "country of stay", would you say that you were able to speak the official language...		
Post-question	FILTER: If it is a SHORT STAY, of less than a year (606 = 1 or 2) => Go to next column Otherwise => 622		
Value	Label	Cases	Percentage
1	Without any difficulty	383	<div></div> 37.3%
2	With some difficulty	182	<div></div> 17.7%
3	Not at all	461	<div></div> 44.9%
Sysmiss		932	
Warning: these figures indicate the number of cases found in the data file. They cannot be interpreted as summary statistics of the population of interest.			
# q622: Language course			
Information	[Type= discrete] [Format=numeric] [Range= 0-1] [Missing=*]		
Statistics [NW/ W]	[Valid=923 /-] [Invalid=1035 /-]		
Universe	If Ego has already stayed outside Ghana If it is NOT a SHORT STAY, of less than a year		
Literal question	622. Did you follow any language course to improve your proficiency of the official language during your stay in this country?		
Post-question	FILTER: If Ego has no child => 624 Otherwise => 623		
Value	Label	Cases	Percentage
0	No	698	<div></div> 75.6%
1	Yes	225	<div></div> 24.4%
Sysmiss		1035	
Warning: these figures indicate the number of cases found in the data file. They cannot be interpreted as summary statistics of the population of interest.			
# q623: Did any of your children receive state education			
Information	[Type= discrete] [Format=numeric] [Range= 0-1] [Missing=*]		
Statistics [NW/ W]	[Valid=697 /-] [Invalid=1261 /-]		
Universe	If Ego has already stayed outside Ghana If it is NOT a SHORT STAY, of less than a year If Ego has at least one child		
Literal question	623. Did any of your children receive state/public education during your stay in "country of stay"?		
Value	Label	Cases	Percentage
0	No	454	<div></div> 65.1%
1	Yes	243	<div></div> 34.9%
Sysmiss		1261	
Warning: these figures indicate the number of cases found in the data file. They cannot be interpreted as summary statistics of the population of interest.			
# q624: Did you or a member of your family receive subsidized health care			
Information	[Type= discrete] [Format=numeric] [Range= 0-1] [Missing=*]		
Statistics [NW/ W]	[Valid=925 /-] [Invalid=1033 /-]		
Universe	If Ego has already stayed outside Ghana If it is NOT a SHORT STAY, of less than a year		
Literal question	624. Did you or a member of your family receive subsidized health care?		

# q624: Did you or a member of your family receive subsidized health care			
Value	Label	Cases	Percentage
0	No	452	<div></div> 48.9%
1	Yes	473	<div></div> 51.1%
Sysmiss		1033	
Warning: these figures indicate the number of cases found in the data file. They cannot be interpreted as summary statistics of the population of interest.			
# q625: Monetary or in-kind donations to help the inhabitants			
Information	[Type= discrete] [Format=numeric] [Range= 0-1] [Missing=*]		
Statistics [NW/ W]	[Valid=929 /-] [Invalid=1029 /-]		
Universe	If Ego has already stayed outside Ghana If it is NOT a SHORT STAY, of less than a year		
Literal question	625. While you lived in "country of stay", did you make any monetary or in-kind donations to help the inhabitants of one or several villages / towns in Ghana, e.g. to build facilities or to help buying medicines or seeds...?		
Post-question	If q625 in 0 => Go to next stay		
Value	Label	Cases	Percentage
0	No	803	<div></div> 86.4%
1	Yes	126	<div></div> 13.6%
Sysmiss		1029	
Warning: these figures indicate the number of cases found in the data file. They cannot be interpreted as summary statistics of the population of interest.			
# q626_1: Village/town 1			
Information	[Type= discrete] [Format=character] [Missing=*/.a/.b]		
Statistics [NW/ W]	[Valid=124 /-] [Invalid=2 /-]		
Universe	If Ego has already stayed outside Ghana If it is NOT a SHORT STAY, of less than a year If q625 in 1		
Literal question	626. For which villages / towns did you make the donations? Please indicate if there are several. Village/town 1		
Interviewer's instructions	Note response in plain text and in CAPITAL letters		
Value	Label	Cases	Percentage
ABEKWASE		1	<div></div> 0.8%
ABETIFI		1	<div></div> 0.8%
ABIRIW		1	<div></div> 0.8%
ABURA		1	<div></div> 0.8%
ABURI		1	<div></div> 0.8%
ACCRA		11	<div></div> 8.9%
ACCRA METRO AREA		1	<div></div> 0.8%
AJUMAKO		1	<div></div> 0.8%
AKIM AKROSOS		1	<div></div> 0.8%
AKOSOA		1	<div></div> 0.8%
AKROSO		1	<div></div> 0.8%
ALL OVER GREATER ACCRA		1	<div></div> 0.8%
AMANSIE		1	<div></div> 0.8%
ANUM-BOSO		1	<div></div> 0.8%

q626_1: Village/town 1

Value	Label	Cases	Percentage
ASHANTI		1	0.8%
ASHANTI REGION		1	0.8%
ASUBONI LAVATORY PROJECT (KVIP)		1	0.8%
ATOBIASE		1	0.8%
AXIM		1	0.8%
B/ ASIKUM		1	0.8%
BAABINSO		1	0.8%
BANKO		1	0.8%
BANKU		1	0.8%
BAWDIE		1	0.8%
BOGOSO		2	1.6%
BONWIRE		1	0.8%
BRUTU		3	2.4%
CAPE COAST		6	4.8%
DANSOMAN		1	0.8%
DISTRICT BIRIM NORTH		1	0.8%
DODOWA		1	0.8%
EFUTU		1	0.8%
EJISU		2	1.6%
EJISU JUABEN		1	0.8%
FANTEAKWA		2	1.6%
GOMOA WEST		1	0.8%
HALF- ASSINI		1	0.8%
HAVE		1	0.8%
HO		1	0.8%
INKRUWANSA		1	0.8%
JAMAN SOUTH		1	0.8%
JASIKAN		2	1.6%
JUABEN		1	0.8%
KABRE		1	0.8%
KADJEBI		1	0.8%
KALEO		1	0.8%
KETA		4	3.2%
KIBI		2	1.6%
KOKROBITE		1	0.8%
KUMASI		9	7.3%
KWAHU SOUTH		1	0.8%
KWAHU WEST		1	0.8%
LAWRA		1	0.8%
MALTTITI		1	0.8%

# q626_1: Village/town 1			
Value	Label	Cases	Percentage
MATAHEKO		1	<div></div> 0.8%
MFRANTA SUHUM		1	<div></div> 0.8%
MPOHOR		1	<div></div> 0.8%
NAMDOM		1	<div></div> 0.8%
NANDOM		3	<div></div> 2.4%
NAVRONGO TOWN		1	<div></div> 0.8%
NKAWKAW		1	<div></div> 0.8%
OBOMENG		1	<div></div> 0.8%
ODA		1	<div></div> 0.8%
ODOBEN		1	<div></div> 0.8%
OFFINSO		2	<div></div> 1.6%
OSIEM		1	<div></div> 0.8%
OSU, ACCRA		1	<div></div> 0.8%
PUC-FUND COLLEGE		1	<div></div> 0.8%
SALTPOND		1	<div></div> 0.8%
SEKONDI		1	<div></div> 0.8%
SEKONDI TAKORADI		1	<div></div> 0.8%
SEKUNDITAKA		1	<div></div> 0.8%
SOWUTUOM PUC-FUND COLLEGE		1	<div></div> 0.8%
SUHUM		2	<div></div> 1.6%
SUNYANI		2	<div></div> 1.6%
TAFO		1	<div></div> 0.8%
TAKORADI		3	<div></div> 2.4%
TANO NORTH		1	<div></div> 0.8%
TARKWA		3	<div></div> 2.4%
TEMA		3	<div></div> 2.4%
.a		1	
.b		1	
Warning: these figures indicate the number of cases found in the data file. They cannot be interpreted as summary statistics of the population of interest.			
# q626_2: Village/town 2			
Information	[Type= discrete] [Format=character] [Missing=*]		
Statistics [NW/ W]	[Valid=46 /-] [Invalid=0 /-]		
Universe	If Ego has already stayed outside Ghana If it is NOT a SHORT STAY, of less than a year If q625 in 1		
Literal question	626. For which villages / towns did you make the donations? Please indicate if there are several. Village/town 2		
Interviewer's instructions	Note response in plain text and in CAPITAL letters		
Value	Label	Cases	Percentage
ACCRA		2	<div></div> 4.3%

# q626_2: Village/town 2			
Value	Label	Cases	Percentage
ACCRA		1	<div></div> 2.2%
ADENTA			
ADA		3	<div></div> 6.5%
ADENTA		1	<div></div> 2.2%
AGZAG		1	<div></div> 2.2%
AKATSI		1	<div></div> 2.2%
AKIM ASUOM		1	<div></div> 2.2%
AMANASE		1	<div></div> 2.2%
ASOUGYAMAN		1	<div></div> 2.2%
ASSIN SOUTH		1	<div></div> 2.2%
AYIKAI-DOBLO		1	<div></div> 2.2%
BISEASE		1	<div></div> 2.2%
BREMANG		1	<div></div> 2.2%
CAPE COAST		1	<div></div> 2.2%
CENTRAL REGION		1	<div></div> 2.2%
DANSOMAN		1	<div></div> 2.2%
EASTERN REGION		1	<div></div> 2.2%
HO		1	<div></div> 2.2%
JASIKAN		1	<div></div> 2.2%
KASOA		1	<div></div> 2.2%
KUMASI		3	<div></div> 6.5%
KYEBI DOME		1	<div></div> 2.2%
NANDOM		2	<div></div> 4.3%
NSUTAM		1	<div></div> 2.2%
OFFINSO		1	<div></div> 2.2%
PRESTEA		2	<div></div> 4.3%
PUC-FUND SOWUTUOM ACCRA		1	<div></div> 2.2%
SHAMA		2	<div></div> 4.3%
SUHUM		1	<div></div> 2.2%
TAKORADI		2	<div></div> 4.3%
TEMA		4	<div></div> 8.7%
TOLON		1	<div></div> 2.2%
VAKPO		1	<div></div> 2.2%
WINEBA		1	<div></div> 2.2%
Warning: these figures indicate the number of cases found in the data file. They cannot be interpreted as summary statistics of the population of interest.			
# q626_3: Village/town 3			
Information	[Type= discrete] [Format=character] [Missing=*]		
Statistics [NW/ W]	[Valid=13 /-] [Invalid=0 /-]		
Universe	If Ego has already stayed outside Ghana If it is NOT a SHORT STAY, of less than a year If q625 in 1		
Literal question	626. For which villages / towns did you make the donations? Please indicate if there are several.		

# q626_3: Village/town 3			
	Village/town 3		
Interviewer's instructions	Note response in plain text and in CAPITAL letters		
Value	Label	Cases	Percentage
ACCRA		5	<div></div> 38.5%
ADAKLU		1	<div></div> 7.7%
KPANDU		1	<div></div> 7.7%
KUMASI		1	<div></div> 7.7%
MPOTOR		1	<div></div> 7.7%
NSAWAN		1	<div></div> 7.7%
TAKORADI		1	<div></div> 7.7%
TARORADI		1	<div></div> 7.7%
TECHIMANTIA		1	<div></div> 7.7%
<i>Warning: these figures indicate the number of cases found in the data file. They cannot be interpreted as summary statistics of the population of interest.</i>			
# q627_1: District of these villages/towns 1			
Information	[Type= discrete] [Format=numeric] [Range= 101-2147483624] [Missing=*]		
Statistics [NW/ W]	[Valid=120 /-] [Invalid=1838 /-]		
Universe	If Ego has already stayed outside Ghana If it is NOT a SHORT STAY, of less than a year If q625 in 1		
Literal question	627. In which district are these villages/towns located? District 1		
Interviewer's instructions	See Codes of districts		
Value	Label	Cases	Percentage
101	JOMORO	0	
102	NZEMA EAST	2	<div></div> 1.7%
103	ELLEMBELLE	1	<div></div> 0.8%
104	AHANTA WEST	0	
105	SHAMA	0	
106	SEKONDI TAKORADI METRO	5	<div></div> 4.2%
107	MPOHOR WASSA	1	<div></div> 0.8%
108	TARKWA NSUAEM	3	<div></div> 2.5%
109	BOGOSO PRESTEA	2	<div></div> 1.7%
110	WASSA AMENFI WEST	0	
111	WASSA AMENFI EAST	1	<div></div> 0.8%
112	AOWIN	0	
113	SEFWI WIAWSO	0	
114	SEFWI BIBIANI BEKWAI	0	
115	SEFWI AKONTOMBRA	0	
116	JUABESO	0	
117	BIA	0	
201	KOMENDA EDINA EGUAFO ABIREM	0	
202	CAPE COAST MUNICIPAL	7	<div></div> 5.8%
203	ABURA ASEBU KWANMANKESE	0	
204	MFANTSIMAN	1	<div></div> 0.8%
205	GOMOA WEST	0	
206	GOMOA EAST	2	<div></div> 1.7%

q627_1: District of these villages/towns 1

Value	Label	Cases	Percentage
207	EFUTU	1	0.8%
208	AWUTU SENYA	0	
209	AGONA WEST	1	0.8%
210	AGONA EAST	0	
211	ASIKUMA ODOBEN BRAKWA	2	1.7%
212	AJUMAKO ENYAN ESIAM	2	1.7%
213	ASSIN SOUTH	0	
214	ASSIN NORTH	0	
215	TWIFO HEMANG LOWER DENKYIRA	0	
216	UPPER DENKYIRA EAST	0	
217	UPPER DENKYIRA WEST	0	
301	ACCRA METRO AREA	14	11.7%
302	LEDZOKOKU KROWOR	0	
303	GA WEST	1	0.8%
304	GA SOUTH	0	
305	GA EAST	0	
306	TEMA METROPOLITAN ASSEMBLY	3	2.5%
307	ASHIAMAN MUNICIPALITY	0	
308	ADENTA MADINA	1	0.8%
309	DANGME WEST	1	0.8%
310	DANGME EAST	0	
401	SOUTH TONGU	0	
402	NORTH TONGU	2	1.7%
403	AKATSI	0	
404	KETA	2	1.7%
405	KETU SOUTH	0	
406	KETU NORTH	0	
407	HO	0	
408	KPANDO	1	0.8%
409	HOHOE	1	0.8%
410	JASIKAN	2	1.7%
411	KADJEBI	1	0.8%
412	ADAKLU/ ANYIGBE	0	
413	SOUTH DAYI	0	
414	BLAKOYE	0	
415	NKWANTA NORTH	0	
416	NKWANTA SOUTH	0	
417	KRACHI WEST	0	
418	KRACHI EAST	0	
501	BIRIM NORTH	2	1.7%
502	BIRIM CENTRAL	1	0.8%
503	BIRIM SOUTH	0	
504	AKYEMMANSA	0	
505	WEST AKIM	2	1.7%
506	EAST AKIM	1	0.8%

q627_1: District of these villages/towns 1

Value	Label	Cases	Percentage
507	ATIWA	0	
508	KWAEBIBIREM	1	0.8%
509	SUHUM K.OALTAR	5	4.2%
510	FANTEAKWA	2	1.7%
511	NEW JUABEN	1	0.8%
512	AKWAPIM SOUTH	1	0.8%
513	AKWAPIM NORTH	1	0.8%
514	YILO KROBO	0	
515	LOWER MANYA	0	
516	UPPER MANYA	0	
517	ASUOGYAMAN	1	0.8%
518	KWAHU NORTH/ AFRAM PLAINS	0	
519	KWAHU SOUTH	3	2.5%
520	KWAHU WEST	1	0.8%
521	KWAHU EAST	0	
601	ATWIMA NWABIAGYA	0	
602	ATWIMA MPONUA	0	
603	AMANSIE WEST	1	0.8%
604	AMANSIE EAST	0	
605	AMANSIE CENTRAL	0	
606	BOSOME FREHO	0	
607	ADANSI WEST	0	
608	ADANSI SOUTH	1	0.8%
609	ADANSI NORTH	0	
610	ASHANTI AKIM SOUTH	2	1.7%
611	ASHANTI AKIM NORTH	0	
612	EJISU JUABEN	2	1.7%
613	BOSOMTWI	1	0.8%
614	ATWIMA KWANWOMA	0	
615	KUMASI METRO	10	8.3%
616	KWABRE	3	2.5%
617	AFIGYA - KWABRE	1	0.8%
618	AFIGYA SEKYERE	0	
619	SEKYERE EAST	0	
620	KUMAWU - AFRAM PLAINS	0	
621	SEKYERE WEST	2	1.7%
622	SEKYERE CENTRAL	0	
623	EJURA SEKYEDUMASI	0	
624	OFFINSO SOUTH	0	
625	OFFINSO NORTH	0	
626	AHAFO ANO SOUTH	0	
627	AHAFO ANO NORTH	0	
701	ASUNAFO NORTH	0	
702	ASUNAFO SOUTH	0	
703	ASUTIFI	0	

q627_1: District of these villages/towns 1

Value	Label	Cases	Percentage
704	TANO SOUTH	1	0.8%
705	TANO NORTH	1	0.8%
706	SUNYANI	0	
707	SUNYANI WEST	0	
708	DORMAA	0	
709	DORMAA EAST	1	0.8%
710	JAMAN SOUTH	1	0.8%
711	JAMAN NORTH	0	
712	BREKUM	0	
713	WENCHI	0	
714	TAIN	0	
715	TECHIMAN	0	
716	NKORANZA SOUTH	0	
717	NKORANZA NORTH	1	0.8%
718	KINTAMPO NORTH	0	
719	KINTAMPO SOUTH	0	
720	ATEBUBU	0	
721	PRU	0	
722	SENE	0	
801	BOLE	0	
802	SAWLA TUNA KALBA	0	
803	WEST GONJA	0	
804	EAST GONJA	0	
805	CENTRAL GONJA	0	
806	NANUMBA NORTH	0	
807	NANUMBA SOUTH	1	0.8%
808	ZABZUGU TATALE	0	
809	SABOBA	0	
810	CHEREPONI	0	
811	YENDI	0	
812	GUSHIEGU	0	
813	KARAGA	0	
814	SAVELUGU NANTON	0	
815	TAMALE MUNICIPAL	0	
816	TOLON KUNBUNGU	0	
817	WEST MAMPRUSI	0	
818	EAST MAMPRUSI	0	
820	BUNKPRUGU - YUUYO	0	
821	KPANDAI	0	
901	BUILSA	0	
902	KASENA NANKANA WEST	1	0.8%
903	KASENA NANKANA EAST	0	
904	BONGO	0	
905	BOLGATANGA MUNICIPAL	0	
906	BAWKU WEST	0	

# q627_1: District of these villages/towns 1			
Value	Label	Cases	Percentage
907	BAWKU EAST	0	
908	TALENSI NABDAM	0	
909	GARU TEMPANE	0	
1001	WA MUNICIPAL	0	
1002	WA EAST	1	0.8%
1003	WA WEST	0	
1004	NADOWLI	0	
1005	SISSALA EAST	4	3.3%
1006	SISSALA WEST	0	
1007	JIRAPA	0	
1008	LAMBUSSIE	0	
1009	LAWRA	3	2.5%
Sysmiss		1838	
Warning: these figures indicate the number of cases found in the data file. They cannot be interpreted as summary statistics of the population of interest.			
# q627_2: District of these villages/towns 2			
Information	[Type= discrete] [Format=numeric] [Range= 101-2147483624] [Missing=*]		
Statistics [NW/ W]	[Valid=44 /-] [Invalid=1914 /-]		
Universe	If Ego has already stayed outside Ghana If it is NOT a SHORT STAY, of less than a year If q625 in 1		
Literal question	627. In which district are these villages/towns located? District 2		
Interviewer's instructions	See Codes of districts		
Value	Label	Cases	Percentage
101	JOMORO	0	
102	NZEMA EAST	1	2.3%
103	ELLEMBELLE	1	2.3%
104	AHANTA WEST	0	
105	SHAMA	2	4.5%
106	SEKONDI TAKORADI METRO	1	2.3%
107	MPOHOR WASSA	0	
108	TARKWA NSUAEM	0	
109	BOGOSO PRESTEA	2	4.5%
110	WASSA AMENFI WEST	0	
111	WASSA AMENFI EAST	0	
112	AOWIN	0	
113	SEFWI WIAWSO	0	
114	SEFWI BIBIANI BEKWAI	0	
115	SEFWI AKONTOMBRA	0	
116	JUABESO	0	
117	BIA	0	
201	KOMENDA EDINA EGUAFO ABIREM	0	
202	CAPE COAST MUNICIPAL	2	4.5%
203	ABURA ASEBU KWANMANKESE	0	
204	MFANTSIMAN	0	

q627_2: District of these villages/towns 2

Value	Label	Cases	Percentage
205	GOMOA WEST	0	
206	GOMOA EAST	0	
207	EFUTU	1	2.3%
208	AWUTU SENYA	1	2.3%
209	AGONA WEST	0	
210	AGONA EAST	0	
211	ASIKUMA ODOBEN BRAKWA	0	
212	AJUMAKO ENYAN ESIAM	1	2.3%
213	ASSIN SOUTH	1	2.3%
214	ASSIN NORTH	0	
215	TWIFO HEMANG LOWER DENKYIRA	0	
216	UPPER DENKYIRA EAST	0	
217	UPPER DENKYIRA WEST	0	
301	ACCRA METRO AREA	2	4.5%
302	LEDZOKOKU KROWOR	0	
303	GA WEST	2	4.5%
304	GA SOUTH	1	2.3%
305	GA EAST	0	
306	TEMA METROPOLITAN ASSEMBLY	3	6.8%
307	ASHIAMAN MUNICIPALITY	0	
308	ADENTA MADINA	2	4.5%
309	DANGME WEST	1	2.3%
310	DANGME EAST	3	6.8%
401	SOUTH TONGU	0	
402	NORTH TONGU	0	
403	AKATSI	1	2.3%
404	KETA	0	
405	KETU SOUTH	0	
406	KETU NORTH	0	
407	HO	1	2.3%
408	KPANDO	1	2.3%
409	HOHOE	0	
410	JASIKAN	1	2.3%
411	KADJEBI	0	
412	ADAKLU/ ANYIGBE	0	
413	SOUTH DAYI	0	
414	BIAKOYE	0	
415	NKWANTA NORTH	0	
416	NKWANTA SOUTH	0	
417	KRACHI WEST	0	
418	KRACHI EAST	0	
501	BIRIM NORTH	0	
502	BIRIM CENTRAL	0	
503	BIRIM SOUTH	0	
504	AKYEMMANSA	1	2.3%

q627_2: District of these villages/towns 2

Value	Label	Cases	Percentage
505	WEST AKIM	0	
506	EAST AKIM	0	
507	ATIWA	0	
508	KWAEBIBIREM	0	
509	SUHUM K.OALTAR	2	4.5%
510	FANTEAKWA	0	
511	NEW JUABEN	0	
512	AKWAPIM SOUTH	0	
513	AKWAPIM NORTH	1	2.3%
514	YILO KROBO	0	
515	LOWER MANYA	1	2.3%
516	UPPER MANYA	0	
517	ASUOGYAMAN	1	2.3%
518	KWAHU NORTH/ AFRAM PLAINS	0	
519	KWAHU SOUTH	0	
520	KWAHU WEST	0	
521	KWAHU EAST	0	
601	ATWIMA NWABIAGYA	0	
602	ATWIMA MPONUA	0	
603	AMANSIE WEST	0	
604	AMANSIE EAST	0	
605	AMANSIE CENTRAL	0	
606	BOSOME FREHO	0	
607	ADANSI WEST	0	
608	ADANSI SOUTH	0	
609	ADANSI NORTH	0	
610	ASHANTI AKIM SOUTH	1	2.3%
611	ASHANTI AKIM NORTH	0	
612	EJISU JUABEN	0	
613	BOSOMTWI	0	
614	ATWIMA KWANWOMA	0	
615	KUMASI METRO	2	4.5%
616	KWABRE	0	
617	AFIGYA - KWABRE	0	
618	AFIGYA SEKYERE	0	
619	SEKYERE EAST	0	
620	KUMAWU - AFRAM PLAINS	0	
621	SEKYERE WEST	0	
622	SEKYERE CENTRAL	0	
623	EJURA SEKYEDUMASI	0	
624	OFFINSO SOUTH	1	2.3%
625	OFFINSO NORTH	0	
626	AHAFO ANO SOUTH	0	
627	AHAFO ANO NORTH	0	
701	ASUNAFO NORTH	0	

q627_2: District of these villages/towns 2

Value	Label	Cases	Percentage
702	ASUNAFO SOUTH	0	
703	ASUTIFI	0	
704	TANO SOUTH	0	
705	TANO NORTH	0	
706	SUNYANI	0	
707	SUNYANI WEST	0	
708	DORMAA	0	
709	DORMAA EAST	0	
710	JAMAN SOUTH	0	
711	JAMAN NORTH	0	
712	BREKUM	0	
713	WENCHI	0	
714	TAIN	0	
715	TECHIMAN	0	
716	NKORANZA SOUTH	0	
717	NKORANZA NORTH	0	
718	KINTAMPO NORTH	0	
719	KINTAMPO SOUTH	0	
720	ATEBUBU	0	
721	PRU	0	
722	SENE	0	
801	BOLE	0	
802	SAWLA TUNA KALBA	0	
803	WEST GONJA	0	
804	EAST GONJA	0	
805	CENTRAL GONJA	0	
806	NANUMBA NORTH	0	
807	NANUMBA SOUTH	0	
808	ZABZUGU TATALE	0	
809	SABOBA	0	
810	CHEREPONI	0	
811	YENDI	0	
812	GUSHIEGU	0	
813	KARAGA	0	
814	SAVELUGU NANTON	0	
815	TAMALE MUNICIPAL	0	
816	TOLON KUNBUNGU	1	2.3%
817	WEST MAMPRUSI	0	
818	EAST MAMPRUSI	0	
820	BUNKPRUGU - YUUYO	0	
821	KPANDAI	0	
901	BUILSA	0	
902	KASENA NANKANA WEST	0	
903	KASENA NANKANA EAST	0	
904	BONGO	0	

# q627_2: District of these villages/towns 2			
Value	Label	Cases	Percentage
905	BOLGATANGA MUNICIPAL	0	
906	BAWKU WEST	0	
907	BAWKU EAST	0	
908	TALENSI NABDAM	0	
909	GARU TEMPANE	0	
1001	WA MUNICIPAL	0	
1002	WA EAST	0	
1003	WA WEST	0	
1004	NADOWLI	0	
1005	SISSALA EAST	1	2.3%
1006	SISSALA WEST	0	
1007	JIRAPA	0	
1008	LAMBUSSIE	0	
1009	LAWRA	1	2.3%
Sysmiss		1914	
Warning: these figures indicate the number of cases found in the data file. They cannot be interpreted as summary statistics of the population of interest.			
# q627_3: District of these villages/towns 3			
Information	[Type= discrete] [Format=numeric] [Range= 101-2147483624] [Missing=*]		
Statistics [NW/ W]	[Valid=13 /-] [Invalid=1945 /-]		
Universe	If Ego has already stayed outside Ghana If it is NOT a SHORT STAY, of less than a year If q625 in 1		
Literal question	627. In which district are these villages/towns located? District 3		
Interviewer's instructions	See Codes of districts		
Value	Label	Cases	Percentage
101	JOMORO	0	
102	NZEMA EAST	0	
103	ELLEMBELLE	0	
104	AHANTA WEST	1	7.7%
105	SHAMA	0	
106	SEKONDI TAKORADI METRO	1	7.7%
107	MPOHOR WASSA	1	7.7%
108	TARKWA NSUAEM	0	
109	BOGOSO PRESTEA	0	
110	WASSA AMENFI WEST	0	
111	WASSA AMENFI EAST	0	
112	AOWIN	0	
113	SEFWI WIAWSO	0	
114	SEFWI BIBIANI BEKWAI	0	
115	SEFWI AKONTOMBRA	0	
116	JUABESO	0	
117	BIA	0	
201	KOMENDA EDINA EGUAFO ABIREM	0	
202	CAPE COAST MUNICIPAL	0	

q627_3: District of these villages/towns 3

Value	Label	Cases	Percentage
203	ABURA ASEBU KWANMANKESE	0	
204	MFANTSIMAN	0	
205	GOMOA WEST	0	
206	GOMOA EAST	0	
207	EFUTU	0	
208	AWUTU SENYA	0	
209	AGONA WEST	0	
210	AGONA EAST	0	
211	ASIKUMA ODOBEN BRAKWA	0	
212	AJUMAKO ENYAN ESIAM	0	
213	ASSIN SOUTH	0	
214	ASSIN NORTH	0	
215	TWIFO HEMANG LOWER DENKYIRA	0	
216	UPPER DENKYIRA EAST	0	
217	UPPER DENKYIRA WEST	0	
301	ACCRA METRO AREA	3	23.1%
302	LEDZOKOKU KROWOR	0	
303	GA WEST	1	7.7%
304	GA SOUTH	0	
305	GA EAST	0	
306	TEMA METROPOLITAN ASSEMBLY	0	
307	ASHIAMAN MUNICIPALITY	1	7.7%
308	ADENTA MADINA	0	
309	DANGME WEST	0	
310	DANGME EAST	0	
401	SOUTH TONGU	0	
402	NORTH TONGU	0	
403	AKATSI	0	
404	KETA	0	
405	KETU SOUTH	0	
406	KETU NORTH	0	
407	HO	0	
408	KPANDO	1	7.7%
409	HOHOE	0	
410	JASIKAN	0	
411	KADJEBI	0	
412	ADAKLU/ ANYIGBE	1	7.7%
413	SOUTH DAYI	0	
414	BLAKOYE	0	
415	NKWANTA NORTH	0	
416	NKWANTA SOUTH	0	
417	KRACHI WEST	0	
418	KRACHI EAST	0	
501	BIRIM NORTH	0	
502	BIRIM CENTRAL	0	

q627_3: District of these villages/towns 3

Value	Label	Cases	Percentage
503	BIRIM SOUTH	0	
504	AKYEMMANS	0	
505	WEST AKIM	0	
506	EAST AKIM	0	
507	ATIWA	0	
508	KWAEBIBIREM	1	7.7%
509	SUHUM K.OALTAR	0	
510	FANTEAKWA	0	
511	NEW JUABEN	0	
512	AKWAPIM SOUTH	0	
513	AKWAPIM NORTH	0	
514	YILO KROBO	0	
515	LOWER MANYA	0	
516	UPPER MANYA	0	
517	ASUOGYAMAN	0	
518	KWAHU NORTH/ AFRAM PLAINS	0	
519	KWAHU SOUTH	0	
520	KWAHU WEST	0	
521	KWAHU EAST	0	
601	ATWIMA NWABIAGYA	0	
602	ATWIMA MPONUA	0	
603	AMANSIE WEST	0	
604	AMANSIE EAST	0	
605	AMANSIE CENTRAL	0	
606	BOSOME FREHO	0	
607	ADANSI WEST	0	
608	ADANSI SOUTH	0	
609	ADANSI NORTH	0	
610	ASHANTI AKIM SOUTH	0	
611	ASHANTI AKIM NORTH	0	
612	EJISU JUABEN	0	
613	BOSOMTWI	0	
614	ATWIMA KWANWOMA	0	
615	KUMASI METRO	1	7.7%
616	KWABRE	0	
617	AFIGYA - KWABRE	0	
618	AFIGYA SEKYERE	0	
619	SEKYERE EAST	0	
620	KUMAWU - AFRAM PLAINS	0	
621	SEKYERE WEST	0	
622	SEKYERE CENTRAL	0	
623	EJURA SEKYEDUMASI	0	
624	OFFINSO SOUTH	0	
625	OFFINSO NORTH	0	
626	AHAFO ANO SOUTH	0	

q627_3: District of these villages/towns 3

Value	Label	Cases	Percentage
627	AHAFO ANO NORTH	0	
701	ASUNAFO NORTH	0	
702	ASUNAFO SOUTH	0	
703	ASUTIFI	0	
704	TANO SOUTH	0	
705	TANO NORTH	0	
706	SUNYANI	1	7.7%
707	SUNYANI WEST	0	
708	DORMAA	0	
709	DORMAA EAST	0	
710	JAMAN SOUTH	0	
711	JAMAN NORTH	0	
712	BREKUM	0	
713	WENCHI	0	
714	TAIN	0	
715	TECHIMAN	0	
716	NKORANZA SOUTH	0	
717	NKORANZA NORTH	0	
718	KINTAMPO NORTH	0	
719	KINTAMPO SOUTH	0	
720	ATEBUBU	0	
721	PRU	0	
722	SENE	0	
801	BOLE	0	
802	SAWLA TUNA KALBA	0	
803	WEST GONJA	0	
804	EAST GONJA	0	
805	CENTRAL GONJA	0	
806	NANUMBA NORTH	0	
807	NANUMBA SOUTH	0	
808	ZABZUGU TATALE	0	
809	SABOBA	0	
810	CHEREPONI	0	
811	YENDI	0	
812	GUSHIEGU	0	
813	KARAGA	0	
814	SAVELUGU NANTON	0	
815	TAMALE MUNICIPAL	0	
816	TOLON KUNBUNGU	0	
817	WEST MAMPRUSI	0	
818	EAST MAMPRUSI	0	
820	BUNKPRUGU - YUUYO	0	
821	KPANDAI	0	
901	BUILSA	0	
902	KASENA NANKANA WEST	0	

# q627_3: District of these villages/towns 3			
Value	Label	Cases	Percentage
903	KASENA NANKANA EAST	0	
904	BONGO	0	
905	BOLGATANGA MUNICIPAL	0	
906	BAWKU WEST	0	
907	BAWKU EAST	0	
908	TALENSI NABDAM	0	
909	GARU TEMPANE	0	
1001	WA MUNICIPAL	0	
1002	WA EAST	0	
1003	WA WEST	0	
1004	NADOWLI	0	
1005	SISSALA EAST	0	
1006	SISSALA WEST	0	
1007	JIRAPA	0	
1008	LAMBUSSIE	0	
1009	LAWRA	0	
Sysmiss		1945	
Warning: these figures indicate the number of cases found in the data file. They cannot be interpreted as summary statistics of the population of interest.			
# q628_1: Did you contributed to building... answer 1			
Information	[Type= discrete] [Format=numeric] [Range= 0-2147483624] [Missing=*]		
Statistics [NW/ W]	[Valid=124 /-] [Invalid=1834 /-]		
Universe	If Ego has already stayed outside Ghana If it is NOT a SHORT STAY, of less than a year If q625 in 1		
Literal question	628. Did you contribute to building... Answer 1		
Interviewer's instructions	For every answer, encircle the village(s)/town(s) that received the support		
Value	Label	Cases	Percentage
0	Nothing	10	8.1%
1	A school	46	37.1%
2	A health centre	20	16.1%
3	A borehole	4	3.2%
4	An irrigation system	1	0.8%
5	A religious building or monument	11	8.9%
6	Something else	24	19.4%
7	A market	1	0.8%
8	Electrification	7	5.6%
Sysmiss		1834	
Warning: these figures indicate the number of cases found in the data file. They cannot be interpreted as summary statistics of the population of interest.			
# q628_2: Did you contributed to building... answer 2			
Information	[Type= discrete] [Format=numeric] [Range= 0-2147483624] [Missing=*]		
Statistics [NW/ W]	[Valid=57 /-] [Invalid=1901 /-]		
Universe	If Ego has already stayed outside Ghana If it is NOT a SHORT STAY, of less than a year If q625 in 1		

# q628_2: Did you contributed to building... answer 2			
Literal question	628. Did you contribute to building... Answer 2		
Interviewer's instructions	For every answer, encircle the village(s)/town(s) that received the support		
Value	Label	Cases	Percentage
1	A school	12	<div><div></div></div> 21.1%
2	A health centre	19	<div><div></div></div> 33.3%
3	A borehole	3	<div><div></div></div> 5.3%
5	A religious building or monument	8	<div><div></div></div> 14.0%
6	Something else	9	<div><div></div></div> 15.8%
7	A market	1	<div><div></div></div> 1.8%
8	Electrification	5	<div><div></div></div> 8.8%
Sysmiss		1901	
Warning: these figures indicate the number of cases found in the data file. They cannot be interpreted as summary statistics of the population of interest.			
# q628_3: Did you contributed to building... answer 3			
Information	[Type= discrete] [Format=numeric] [Range= 0-2147483624] [Missing=*]		
Statistics [NW/ W]	[Valid=28 /-] [Invalid=1930 /-]		
Universe	If Ego has already stayed outside Ghana If it is NOT a SHORT STAY, of less than a year If q625 in 1		
Literal question	628. Did you contribute to building... Answer 3		
Interviewer's instructions	For every answer, encircle the village(s)/town(s) that received the support		
Value	Label	Cases	Percentage
1	A school	4	<div><div></div></div> 14.3%
2	A health centre	5	<div><div></div></div> 17.9%
5	A religious building or monument	2	<div><div></div></div> 7.1%
6	Something else	10	<div><div></div></div> 35.7%
7	A market	2	<div><div></div></div> 7.1%
8	Electrification	5	<div><div></div></div> 17.9%
Sysmiss		1930	
Warning: these figures indicate the number of cases found in the data file. They cannot be interpreted as summary statistics of the population of interest.			
# q628_4: Did you contributed to building... answer 4			
Information	[Type= discrete] [Format=numeric] [Range= 0-2147483624] [Missing=*]		
Statistics [NW/ W]	[Valid=8 /-] [Invalid=1950 /-]		
Universe	If Ego has already stayed outside Ghana If it is NOT a SHORT STAY, of less than a year If q625 in 1		
Literal question	628. Did you contribute to building... Answer 4		
Interviewer's instructions	For every answer, encircle the village(s)/town(s) that received the support		
Value	Label	Cases	Percentage
5	A religious building or monument	1	<div><div></div></div> 12.5%
6	Something else	3	<div><div></div></div> 37.5%
8	Electrification	4	<div><div></div></div> 50.0%
Sysmiss		1950	
Warning: these figures indicate the number of cases found in the data file. They cannot be interpreted as summary statistics of the population of interest.			

# q628_a: Support: specify something else			
Information	[Type= discrete] [Format=character] [Missing=*/.a]		
Statistics [NW/ W]	[Valid=35 /-] [Invalid=1 /-]		
Universe	If Ego has already stayed outside Ghana If it is NOT a SHORT STAY, of less than a year If q625 in 1 If q628_1 or q628_2 or q628_3 or q628_4 in 6		
Literal question	628. Did you contribute to building... Something else => Specify		
Value	Label	Cases	Percentage
1. TOILET 2. LIBRARY		1	<div></div> 2.9%
8 TO V2		1	<div></div> 2.9%
CLOTHES AND BED SHEETS		1	<div></div> 2.9%
COMMUNITY ASSISTANCE		1	<div></div> 2.9%
COMMUNITY TOILET		1	<div></div> 2.9%
COMPUTERS		1	<div></div> 2.9%
FAMILY AND FRIENDS FINANCIAL HELP		1	<div></div> 2.9%
FAMILY ASSISTANCE		1	<div></div> 2.9%
FAMILY HELP		6	<div></div> 17.1%
FAMILY SUPPORT		2	<div></div> 5.7%
FAMILY SUPPORT AND PERSONAL BUSINESS		1	<div></div> 2.9%
FOOD SUPPLIES		1	<div></div> 2.9%
FOR HER SHOP AT TARKWA		1	<div></div> 2.9%
HELPED FAMILY MEMBERS		1	<div></div> 2.9%
HELPED POOR FRIENDS		1	<div></div> 2.9%
HELPED POOR FRIENDS AND FAMILY		1	<div></div> 2.9%
HELPING ORPHANAGE		1	<div></div> 2.9%
LIBRARY		1	<div></div> 2.9%
MONEY CONTRIBUTED TO FLOOD RESETLEMENT		1	<div></div> 2.9%
MOSQUE		1	<div></div> 2.9%
ORPHANAGE		3	<div></div> 8.6%

# q628_a: Support: specify something else			
Value	Label	Cases	Percentage
PAY SCHOOL FEES FOR SOME POOR CHILDREN		1	<div><div></div></div> 2.9%
SENDING EQUIPMENT SCHOOL, HEALTH CENTRE		1	<div><div></div></div> 2.9%
TOILET		2	<div><div></div></div> 5.7%
USED CLOTHES FOR ORPHANGES AND THE POOR CHILDREN		1	<div><div></div></div> 2.9%
WHEEL CHAIRS		1	<div><div></div></div> 2.9%
.a		1	
Warning: these figures indicate the number of cases found in the data file. They cannot be interpreted as summary statistics of the population of interest.			
# q629_1: Did you make donations to supply... answer 1			
Information	[Type= discrete] [Format=numeric] [Range= 0-2147483624] [Missing=*]		
Statistics [NW/ W]	[Valid=122 /-] [Invalid=1836 /-]		
Universe	If Ego has already stayed outside Ghana If it is NOT a SHORT STAY, of less than a year If q625 in 1		
Literal question	629. And did you make donations to supply... Answer 1		
Post-question	NEXT STAYS => Additional sheets Otherwise, Go to ASSOCIATIONS => Next page		
Interviewer's instructions	For every answer, encircle the village(s)/town(s) that received the support		
Value	Label	Cases	Percentage
0	Nothing	7	<div><div></div></div> 5.7%
1	Medicines	33	<div><div></div></div> 27.0%
2	Books	31	<div><div></div></div> 25.4%
4	Seeds	3	<div><div></div></div> 2.5%
5	Agricultural material	2	<div><div></div></div> 1.6%
6	Something else	37	<div><div></div></div> 30.3%
7	School equipments	9	<div><div></div></div> 7.4%
Sysmiss		1836	
Warning: these figures indicate the number of cases found in the data file. They cannot be interpreted as summary statistics of the population of interest.			
# q629_2: Did you make donations to supply... answer 2			
Information	[Type= discrete] [Format=numeric] [Range= 0-2147483624] [Missing=*]		
Statistics [NW/ W]	[Valid=56 /-] [Invalid=1902 /-]		
Universe	If Ego has already stayed outside Ghana If it is NOT a SHORT STAY, of less than a year If q625 in 1		
Literal question	629. And did you make donations to supply... Answer 2		
Post-question	NEXT STAYS => Additional sheets		

# q629_2: Did you make donations to supply... answer 2			
		Otherwise, Go to ASSOCIATIONS => Next page	
Interviewer's instructions		For every answer, encircle the village(s)/town(s) that received the support	
Value	Label	Cases	Percentage
1	Medicines	8	<div><div></div></div> 14.3%
2	Books	21	<div><div></div></div> 37.5%
3	Sport facilities	1	<div><div></div></div> 1.8%
5	Agricultural material	4	<div><div></div></div> 7.1%
6	Something else	15	<div><div></div></div> 26.8%
7	School equipments	7	<div><div></div></div> 12.5%
Sysmiss		1902	
<i>Warning: these figures indicate the number of cases found in the data file. They cannot be interpreted as summary statistics of the population of interest.</i>			
# q629_3: Did you make donations to supply... answer 3			
Information		[Type= discrete] [Format=numeric] [Range= 0-2147483624] [Missing=*]	
Statistics [NW/ W]		[Valid=27 /-] [Invalid=1931 /-]	
Universe		If Ego has already stayed outside Ghana If it is NOT a SHORT STAY, of less than a year If q625 in 1	
Literal question		629. And did you make donations to supply... Answer 3	
Post-question		NEXT STAYS => Additional sheets Otherwise, Go to ASSOCIATIONS => Next page	
Interviewer's instructions		For every answer, encircle the village(s)/town(s) that received the support	
Value	Label	Cases	Percentage
1	Medicines	2	<div><div></div></div> 7.4%
2	Books	6	<div><div></div></div> 22.2%
3	Sport facilities	1	<div><div></div></div> 3.7%
4	Seeds	4	<div><div></div></div> 14.8%
6	Something else	8	<div><div></div></div> 29.6%
7	School equipments	6	<div><div></div></div> 22.2%
Sysmiss		1931	
<i>Warning: these figures indicate the number of cases found in the data file. They cannot be interpreted as summary statistics of the population of interest.</i>			
# q629_4: Did you make donations to supply... answer 4			
Information		[Type= discrete] [Format=numeric] [Range= 0-2147483624] [Missing=*]	
Statistics [NW/ W]		[Valid=9 /-] [Invalid=1949 /-]	
Universe		If Ego has already stayed outside Ghana If it is NOT a SHORT STAY, of less than a year If q625 in 1	
Literal question		629. And did you make donations to supply... Answer 4	
Post-question		NEXT STAYS => Additional sheets Otherwise, Go to ASSOCIATIONS => Next page	
Interviewer's instructions		For every answer, encircle the village(s)/town(s) that received the support	
Value	Label	Cases	Percentage
1	Medicines	3	<div><div></div></div> 33.3%
2	Books	1	<div><div></div></div> 11.1%
5	Agricultural material	2	<div><div></div></div> 22.2%

# q629_4: Did you make donations to supply... answer 4			
Value	Label	Cases	Percentage
6	Something else	3	33.3%
Sysmiss		1949	
Warning: these figures indicate the number of cases found in the data file. They cannot be interpreted as summary statistics of the population of interest.			
# q629_a: Donation: specify something else			
Information	[Type= discrete] [Format=character] [Missing=*/.a]		
Statistics [NW/ W]	[Valid=46 /-] [Invalid=1 /-]		
Universe	If Ego has already stayed outside Ghana If it is NOT a SHORT STAY, of less than a year If q625 in 1 If q629_1 or q629_2 or q629_3 or q629_4 in 6		
Literal question	629. And did you make donations to supply... Something else => Specify		
Value	Label	Cases	Percentage
3 = SPORT FACILITIES FOR V1 AND V2		1	2.2%
6 TO V1 AND V3, MICROFINANCE PROJECT TO A GROUP OF 10 WOMEN		1	2.2%
AID RESETLEMENT		1	2.2%
BEDINGS, EXPANSION OF WARDS		1	2.2%
BUILDING MATERIALS		1	2.2%
BUILT SHOP AND BOUGHT MATERIALS		1	2.2%
CASH		4	8.7%
CLOTHES		2	4.3%
COMMUNITY TOILET		1	2.2%
COMPUTERS		1	2.2%
DAY TO DAY, RUNNING HIV ORPHANAGE		1	2.2%
DONATIONS TO NEEDY AND HOUSEBOUND PEOPLE		1	2.2%
EQUIPMENT		2	4.3%
FAMILY ASSISTANCE		1	2.2%
FAMILY HELP		3	6.5%
FAMILY SUPPORT		3	6.5%
FEEDING		1	2.2%

q629_a: Donation: specify something else

Value	Label	Cases	Percentage
FINANCIAL HELP		1	2.2%
FOOD		1	2.2%
FOOD SUPPLIES		1	2.2%
HELPED FAMILY MEMBERS FINANCIALLY		1	2.2%
HELPED FEEDING FAMILY		1	2.2%
HELPED TO FEED FAMILY		1	2.2%
HOSPITAL EQUIPMENT, SUCH AS BEDS		1	2.2%
MATERIALS TO PAINT SCHOOL		1	2.2%
MEDICAL EQUIPMENT/ BEDS		1	2.2%
MEDICINES AND BOOKS TO ACCRA ADENTA (v2)		1	2.2%
MONEY		1	2.2%
MONEY FOR FOOD		1	2.2%
MONEY TO BUY FOOD		1	2.2%
MONEY, FOOD AND SHELTER		1	2.2%
MUSICAL INSTRUMENTS		1	2.2%
OLD CLOTHES		1	2.2%
PAYMENT FOR SHIPMENT FOR DELIVERY OF GOODS		1	2.2%
SENDING EQUIPMENT TO SCHOOLS, HEALTH CENTRE		1	2.2%
STAFF PAY		1	2.2%
WHEEL CHAIRS		1	2.2%
.a		1	

Warning: these figures indicate the number of cases found in the data file. They cannot be interpreted as summary statistics of the population of interest.

# flag_age: Less than 25 years and more than 75 years			
Information	[Type= discrete] [Format=numeric] [Range= 0-1] [Missing=*]		
Statistics [NW/ W]	[Valid=1958 /-] [Invalid=0 /-]		
Definition	The migrant is younger than 25 or older than 75 at the time of the survey.		
Notes	These individuals have ages very close to the thresholds 25-75.		
Value	Label	Cases	Percentage
0	No	1950	<div></div> 99.6%
1	Yes	8	<div></div> 0.4%
Warning: these figures indicate the number of cases found in the data file. They cannot be interpreted as summary statistics of the population of interest.			

# flag_arrival: First migration in Europe before 18			
Information		[Type= discrete] [Format=numeric] [Range= 0-1] [Missing=*]	
Statistics [NW/ W]		[Valid=1958 /-] [Invalid=0 /-]	
Definition		The migrant (current or returnee) arrived in Europe the 1st time before 18.	
Value	Label	Cases	Percentage
0	No	1948	99.5%
1	Yes	10	0.5%
Warning: these figures indicate the number of cases found in the data file. They cannot be interpreted as summary statistics of the population of interest.			
# weight_eur: Weighting normalized on the 3 european countries			
Information		[Type= continuous] [Format=numeric] [Range= 0.123741947114468-2.92577934265137] [Missing=*]	
Statistics [NW/ W]		[Valid=624 /-] [Invalid=1334 /-]	
Definition		Use when working on the European countries pooled together (for example, the Senegalese population sampled in France, Italy and Spain). It should not be used if the analyses include individuals surveyed in Africa.	
# weight_all: Weighting normalized on the 4 countries			
Information		[Type= continuous] [Format=numeric] [Range= 0.043433666229248-7.21617412567139] [Missing=*]	
Statistics [NW/ W]		[Valid=1958 /-] [Invalid=0 /-]	
Definition		Use when working on all countries of the MAFE survey (for example, Senegalese population from Senegalese, French, Italian and Spanish samples).	
# weight_ctry: Weighting normalized by country			
Information		[Type= continuous] [Format=numeric] [Range= 0.054081816226244-5.26600313186646] [Missing=*]	
Statistics [NW/ W]		[Valid=1958 /-] [Invalid=0 /-]	
Definition		Use when working on a single country (for example, the Senegalese population sampled only in Senegal, or in any single European country).	

File : gh_qb_return

ident: Biographic individual identifier

Information	[Type= discrete] [Format=character] [Missing=*]
Statistics [NW/ W]	[Valid=1717 /-] [Invalid=0 /-]
Definition	Individual identifiant = 1st letter of country + n° of questionnaire compost

id_country: Country of the survey

Information	[Type= discrete] [Format=character] [Missing=*]
Statistics [NW/ W]	[Valid=1717 /-] [Invalid=0 /-]
Definition	Country where the data was collected: - G = Ghana - N = Netherlands - U = United Kingdom

Value	Label	Cases	Percentage
G		1292	<div></div> 75.2%
N		275	<div></div> 16.0%
U		150	<div></div> 8.7%

Warning: these figures indicate the number of cases found in the data file. They cannot be interpreted as summary statistics of the population of interest.

n_menage: ID of the HH

Information	[Type= continuous] [Format=numeric] [Range= 3-2011] [Missing=*]
Statistics [NW/ W]	[Valid=370 /-] [Invalid=1347 /-]
Definition	Household ID Only available for Africa

n_indiv: ID of the individual in the HH

Information	[Type= continuous] [Format=numeric] [Range= 0-100] [Missing=*]
Statistics [NW/ W]	[Valid=1292 /-] [Invalid=425 /-]
Definition	ID of each individual within her/his household Only available for Africa

num_dr: DR number

Information	[Type= continuous] [Format=numeric] [Range= 1-58] [Missing=*]
Statistics [NW/ W]	[Valid=1227 /-] [Invalid=490 /-]
Definition	Survey area ID Only available for Africa

strata_area: Strata - DR level

Information	[Type= discrete] [Format=numeric] [Range= 1-10] [Missing=*]
Statistics [NW/ W]	[Valid=1272 /-] [Invalid=445 /-]
Definition	Region area Only available for Africa

Value	Label	Cases	Percentage
1	Accra	873	<div></div> 68.6%
2	Kumasi	399	<div></div> 31.4%
Sysmiss		445	

Warning: these figures indicate the number of cases found in the data file. They cannot be interpreted as summary statistics of the population of interest.

strata_hh: Strata - household level

Information	[Type= discrete] [Format=numeric] [Range= 0-2] [Missing=*]
-------------	--

File : gh_qb_return

strata_hh: Strata - household level

Statistics [NW/ W] [Valid=1272 /-] [Invalid=445 /-]

Definition Stratification by household migrant status according to the screening survey
Only available for Africa

Value	Label	Cases	Percentage
0	HH with no migrant	563	44.3%
1	HH with returnee(s)	190	14.9%
2	HH with current migrant(s)	519	40.8%
Sysmiss		445	

Warning: these figures indicate the number of cases found in the data file. They cannot be interpreted as summary statistics of the population of interest.

strata_ind: Strata - individual level

Information [Type= discrete] [Format=numeric] [Range= 1-3] [Missing=*]

Statistics [NW/ W] [Valid=1264 /-] [Invalid=453 /-]

Definition 3 strata according to the individuals' migratory status
Only available for Africa

Value	Label	Cases	Percentage
1	Return migrant	338	26.7%
2	Partner of a migrant	113	8.9%
3	Other non migrant	813	64.3%
Sysmiss		453	

Warning: these figures indicate the number of cases found in the data file. They cannot be interpreted as summary statistics of the population of interest.

num_sr: Return number

Information [Type= discrete] [Format=numeric] [Range= 1-4] [Missing=*]

Statistics [NW/ W] [Valid=417 /-] [Invalid=1300 /-]

Universe If Ego returned to Ghana at least once (long or short return)

Value	Label	Cases	Percentage
1		369	88.5%
2		40	9.6%
3		8	1.9%
Sysmiss		1300	

Warning: these figures indicate the number of cases found in the data file. They cannot be interpreted as summary statistics of the population of interest.

q1: Sex

Information [Type= discrete] [Format=numeric] [Range= 1-9999] [Missing=*]

Statistics [NW/ W] [Valid=1717 /-] [Invalid=0 /-]

Literal question Q1. The respondent is:

Post-question To begin with, I would like to note the major events and periods of your life on this grid. We will begin at the time of your birth. Later we will look at these periods of life in some more detail.

Value	Label	Cases	Percentage
1	Man	759	44.2%
2	Woman	958	55.8%

Warning: these figures indicate the number of cases found in the data file. They cannot be interpreted as summary statistics of the population of interest.

q1a: Year of birth

Information [Type= discrete] [Format=numeric] [Range= 1932-9999] [Missing=*]

File : gh_qb_return

q1a: Year of birth

Statistics [NW/ W] [Valid=1717 /-] [Invalid=0 /-]

Literal question Q1A. To start with, and to help us to set a time scale, could you tell me in which year you were born (or your age as at last birthday)?
Year of birth

Interviewer's instructions GRID: Locate year of birth in the grid, note 0 in the columns titled "age", and fill in these columns by retracing the age till the current age of the respondent.

Value	Label	Cases	Percentage
1933		1	0.1%
1934		6	0.3%
1935		6	0.3%
1936		6	0.3%
1937		9	0.5%
1938		4	0.2%
1939		10	0.6%
1940		10	0.6%
1941		4	0.2%
1942		4	0.2%
1943		7	0.4%
1944		20	1.2%
1945		13	0.8%
1946		8	0.5%
1947		14	0.8%
1948		16	0.9%
1949		30	1.7%
1950		18	1.0%
1951		22	1.3%
1952		27	1.6%
1953		30	1.7%
1954		33	1.9%
1955		35	2.0%
1956		25	1.5%
1957		35	2.0%
1958		36	2.1%
1959		57	3.3%
1960		38	2.2%
1961		28	1.6%
1962		40	2.3%
1963		40	2.3%
1964		48	2.8%
1965		39	2.3%
1966		35	2.0%
1967		34	2.0%
1968		31	1.8%
1969		71	4.1%
1970		62	3.6%

File : gh_qb_return

q1a: Year of birth

Value	Label	Cases	Percentage
1971		42	2.4%
1972		42	2.4%
1973		48	2.8%
1974		73	4.3%
1975		44	2.6%
1976		51	3.0%
1977		54	3.1%
1978		37	2.2%
1979		90	5.2%
1980		50	2.9%
1981		60	3.5%
1982		57	3.3%
1983		61	3.6%
1984		50	2.9%
1985		4	0.2%
1986		1	0.1%
1988		1	0.1%

Warning: these figures indicate the number of cases found in the data file. They cannot be interpreted as summary statistics of the population of interest.

age_survey: Age at survey

Information	[Type= continuous] [Format=numeric] [Range= 25-77] [Missing=*]
Statistics [NW/ W]	[Valid=1717 /-] [Invalid=0 /-] [Mean=42.051 /-] [StdDev=12.105 /-]
Literal question	Q1A. To start with, and to help us to set a time scale, could you tell me in which year you were born (or your age as at last birthday)? Age
Interviewer's instructions	GRID: Locate year of birth in the grid, note 0 in the columns titled "age", and fill in these columns by retracing the age till the current age of the respondent.

q18: Which is the last school year you attended

Information	[Type= discrete] [Format=numeric] [Range= 0-2147483624] [Missing=*]
Statistics [NW/ W]	[Valid=1697 /-] [Invalid=20 /-]
Literal question	Q18. Let's talk about your studies: Which is the last school year you attended?
Post-question	If q18 in 0, 1, 2, 3, 4, 5, 6, 7, 8, 9 => Go to next page
Interviewer's instructions	- If EGO has no formal education: Encircle the code 00 below - If EGO has some formal education: Encircle the corresponding code

Value	Label	Cases	Percentage
0	None	101	6.0%
1	Pre-school	1	0.1%
2	Pre-school	4	0.2%
3	Pre-school	2	0.1%
4	Primary/Basic	3	0.2%
5	Primary/Basic	3	0.2%
6	Primary/Basic	19	1.1%
7	Primary/Basic	14	0.8%
8	Primary/Basic	18	1.1%

File : gh_qb_return

q18: Which is the last school year you attended

Value	Label	Cases	Percentage
9	Primary/Basic	64	3.8%
10	MS/JSS/JHS/Secondary	22	1.3%
11	MS/JSS/JHS/Secondary	37	2.2%
12	MS/JSS/JHS/Secondary	185	10.9%
13	MS/SSS/SHS/Tech/Voc/Secondary	371	21.9%
14	SSS/SHS/Tech/Voc/Secondary	85	5.0%
15	SSS/SHS/Tech/Voc/Secondary/Post secondary	225	13.3%
16	Secondary/Post secondary	112	6.6%
17	Post secondary/Bachelor Degree	184	10.8%
18	Bachelor Degree	11	0.6%
19	Bachelor Degree	20	1.2%
20	Bachelor Degree	138	8.1%
21	Second Degree/PhD	13	0.8%
22	Second Degree/PhD	51	3.0%
23	PhD	14	0.8%
Sysmiss		20	

Warning: these figures indicate the number of cases found in the data file. They cannot be interpreted as summary statistics of the population of interest.

q701d: Start year of the return to Ghana

Information	[Type= discrete] [Format=numeric] [Range= 1952-2147483624] [Missing=*]
Statistics [NW/ W]	[Valid=417 /-] [Invalid=1300 /-]
Universe	If Ego returned to Ghana at least once (long or short return)
Pre-question	Fill out one column for each return to Ghana. E.g. if the total is = 6, fill out 6 columns.
Literal question	701D - 701F. START and END years of the return to Ghana Start year
Interviewer's instructions	See the GRID - If it is a final return, cross out the end year

Value	Label	Cases	Percentage
1956		1	0.2%
1961		1	0.2%
1965		1	0.2%
1967		1	0.2%
1968		1	0.2%
1970		2	0.5%
1971		1	0.2%
1972		3	0.7%
1973		3	0.7%
1974		1	0.2%
1975		3	0.7%
1977		3	0.7%
1978		2	0.5%
1979		2	0.5%
1980		5	1.2%
1981		6	1.4%

File : gh_qb_return

q701d: Start year of the return to Ghana

Value	Label	Cases	Percentage
1982		7	<div><div></div></div> 1.7%
1983		30	<div><div></div></div> 7.2%
1984		20	<div><div></div></div> 4.8%
1985		12	<div><div></div></div> 2.9%
1986		13	<div><div></div></div> 3.1%
1987		9	<div><div></div></div> 2.2%
1988		11	<div><div></div></div> 2.6%
1989		8	<div><div></div></div> 1.9%
1990		7	<div><div></div></div> 1.7%
1991		18	<div><div></div></div> 4.3%
1992		13	<div><div></div></div> 3.1%
1993		13	<div><div></div></div> 3.1%
1994		14	<div><div></div></div> 3.4%
1995		7	<div><div></div></div> 1.7%
1996		11	<div><div></div></div> 2.6%
1997		10	<div><div></div></div> 2.4%
1998		4	<div><div></div></div> 1.0%
1999		13	<div><div></div></div> 3.1%
2000		20	<div><div></div></div> 4.8%
2001		14	<div><div></div></div> 3.4%
2002		7	<div><div></div></div> 1.7%
2003		15	<div><div></div></div> 3.6%
2004		17	<div><div></div></div> 4.1%
2005		14	<div><div></div></div> 3.4%
2006		12	<div><div></div></div> 2.9%
2007		31	<div><div></div></div> 7.4%
2008		23	<div><div></div></div> 5.5%
2009		8	<div><div></div></div> 1.9%
Sysmiss		1300	

Warning: these figures indicate the number of cases found in the data file. They cannot be interpreted as summary statistics of the population of interest.

q701f: End year of the return to Ghana

Information	[Type= discrete] [Format=numeric] [Range= 1963-2147483624] [Missing=*]
Statistics [NW/ W]	[Valid=95 /-] [Invalid=1622 /-]
Universe	If Ego returned to Ghana at least once (long or short return)
Pre-question	Fill out one column for each return to Ghana. E.g. if the total is = 6, fill out 6 columns.
Literal question	701D - 701F. START and END years of the return to Ghana End year
Interviewer's instructions	See the GRID - If it is a final return, cross out the end year

Value	Label	Cases	Percentage
1967		1	<div><div></div></div> 1.1%
1970		1	<div><div></div></div> 1.1%
1972		1	<div><div></div></div> 1.1%

File : gh_qb_return

q701f: End year of the return to Ghana

Value	Label	Cases	Percentage
1973		1	1.1%
1974		1	1.1%
1975		1	1.1%
1976		1	1.1%
1977		1	1.1%
1979		1	1.1%
1980		2	2.1%
1981		2	2.1%
1982		4	4.2%
1984		4	4.2%
1985		3	3.2%
1987		5	5.3%
1988		1	1.1%
1989		3	3.2%
1990		2	2.1%
1991		2	2.1%
1992		2	2.1%
1993		1	1.1%
1994		1	1.1%
1995		4	4.2%
1996		3	3.2%
1997		4	4.2%
1998		4	4.2%
1999		3	3.2%
2000		4	4.2%
2001		5	5.3%
2002		5	5.3%
2004		2	2.1%
2005		5	5.3%
2006		1	1.1%
2007		7	7.4%
2008		6	6.3%
2009		1	1.1%
Sysmiss		1622	

Warning: these figures indicate the number of cases found in the data file. They cannot be interpreted as summary statistics of the population of interest.

q702: Country which Ego came from

Information	[Type= discrete] [Format=numeric] [Range= 96000-2147483624] [Missing=*]
Statistics [NW/ W]	[Valid=417 /-] [Invalid=1300 /-]
Universe	If Ego returned to Ghana at least once (long or short return)
Literal question	702. From which country did you come?
Interviewer's instructions	Attention! Ask systematically, don't rely on the GRID.

File : gh_qb_return

q702: Country which Ego came from

Value	Label	Cases	Percentage
996000	FRANCE	1	0.2%
99103	NORWAY	3	0.7%
99109	GERMANY	21	5.0%
99111	BULGARIA	1	0.2%
99116	CZECH REPUBLIC	1	0.2%
99118	BOSNIA-HERZEGOVINA	1	0.2%
99123	RUSSIA	2	0.5%
99126	GREECE	1	0.2%
99127	ITALY	4	1.0%
99131	BELGIUM	1	0.2%
99132	UNITED KINGDOM	76	18.2%
99134	SPAIN	5	1.2%
99135	NETHERLANDS	11	2.6%
99136	IRELAND or EIRE	1	0.2%
99140	SWITZERLAND	1	0.2%
99201	SAUDI ARABIA	3	0.7%
99205	LEBANON	2	0.5%
99207	ISRAEL	4	1.0%
99208	TURKEY	2	0.5%
99216	CHINA	2	0.5%
99217	JAPAN	5	1.2%
99219	THAILAND	1	0.2%
99223	INDIA	2	0.5%
99237	KOREA	1	0.2%
99240	KUWAIT	1	0.2%
99247	UNITED ARAB EMIRATES	1	0.2%
99302	LIBERIA	7	1.7%
99303	SOUTH AFRICA	5	1.2%
99304	GAMBIA	1	0.2%
99310	ZIMBABWE	1	0.2%
99311	NAMIBIA	1	0.2%
99312	CONGO (DEMOCRATIC REPUBLIC)	1	0.2%
99313	SPANISH PROVINCES OF AFRICA	1	0.2%
99316	LIBYA	11	2.6%
99326	COTE DIVOIRE	29	7.0%
99327	BENIN	2	0.5%
99328	GABON	3	0.7%
99331	BURKINA FASO	6	1.4%
99335	MALI	4	1.0%
99336	MAURITANIA	1	0.2%
99337	NIGER	1	0.2%
99338	NIGERIA	123	29.5%
99341	SENEGAL	2	0.5%

File : gh_qb_return

q702: Country which Ego came from

Value	Label	Cases	Percentage
99342	SIERRA LEONE	1	0.2%
99343	SUDAN	3	0.7%
99345	TOGO	28	6.7%
99401	CANADA	5	1.2%
99404	UNITED STATES	25	6.0%
99501	AUSTRALIA	2	0.5%
Sysmiss		1300	

Warning: these figures indicate the number of cases found in the data file. They cannot be interpreted as summary statistics of the population of interest.

q703: Kind of return

Information	[Type= discrete] [Format=numeric] [Range= 1-2147483624] [Missing=*]
Statistics [NW/ W]	[Valid=417 /-] [Invalid=1300 /-]
Universe	If Ego returned to Ghana at least once (long or short return)
Source	Interviewer
Pre-question	INTERVIEWER, note:
Literal question	703. Was it...
Post-question	If q703 in 1 => 705
Interviewer's instructions	see GRID

Value	Label	Cases	Percentage
1	A return to Ghana of more than 1 year	404	96.9%
2	A return to Ghana of less than 1 year with the intention of settling	13	3.1%
Sysmiss		1300	

Warning: these figures indicate the number of cases found in the data file. They cannot be interpreted as summary statistics of the population of interest.

q704_1: For how long did you stay (in months)

Information	[Type= continuous] [Format=numeric] [Range= 1-2147483624] [Missing=*]
Statistics [NW/ W]	[Valid=13 /-] [Invalid=1704 /-] [Mean=5.231 /-] [StdDev=2.803 /-]
Universe	If Ego returned to Ghana at least once (long or short return) If q703 in 2
Literal question	704. For how long did you stay in Ghana? In months

q704_2: For how long did you stay (in weeks)

Information	[Type= continuous] [Format=numeric] [Range= 2-2147483624] [Missing=*]
Statistics [NW/ W]	[Valid=13 /-] [Invalid=1704 /-] [Mean=0.462 /-] [StdDev=1.664 /-]
Universe	If Ego returned to Ghana at least once (long or short return) If q703 in 2
Literal question	704. For how long did you stay in Ghana? In weeks

q704_3: For how long did you stay (in days)

Information	[Type= continuous] [Format=numeric] [Range= 0-2147483624] [Missing=*]
Statistics [NW/ W]	[Valid=13 /-] [Invalid=1704 /-] [Mean=0 /-] [StdDev=0 /-]
Universe	If Ego returned to Ghana at least once (long or short return) If q703 in 2

File : gh_qb_return

q704_3: For how long did you stay (in days)

Literal question	704. For how long did you stay in Ghana? In days
-------------------------	---

q705_1: When you arrived back, for how long did you intend to stay (in years)

Information	[Type= continuous] [Format=numeric] [Range= 0-2147483624] [Missing=*]
Statistics [NW/ W]	[Valid=70 /-] [Invalid=1647 /-] [Mean=2.7 /-] [StdDev=9.378 /-]
Universe	If Ego returned to Ghana at least once (long or short return)
Literal question	705. When you arrived back in Ghana, for how long did you intend to stay? In years

q705_2: When you arrived back, for how long did you intend to stay (in months)

Information	[Type= continuous] [Format=numeric] [Range= 1-2147483624] [Missing=*]
Statistics [NW/ W]	[Valid=70 /-] [Invalid=1647 /-] [Mean=0.929 /-] [StdDev=1.796 /-]
Universe	If Ego returned to Ghana at least once (long or short return)
Literal question	705. When you arrived back in Ghana, for how long did you intend to stay? In months

q705_3: When you arrived back, for how long did you intend to stay (in weeks)

Information	[Type= continuous] [Format=numeric] [Range= 0-2147483624] [Missing=*]
Statistics [NW/ W]	[Valid=70 /-] [Invalid=1647 /-] [Mean=0.114 /-] [StdDev=0.671 /-]
Universe	If Ego returned to Ghana at least once (long or short return)
Literal question	705. When you arrived back in Ghana, for how long did you intend to stay? In weeks

q705_4: When you arrived back, for how long did you intend to stay (in days)

Information	[Type= continuous] [Format=numeric] [Range= 2-2147483624] [Missing=*]
Statistics [NW/ W]	[Valid=70 /-] [Invalid=1647 /-] [Mean=0 /-] [StdDev=0 /-]
Universe	If Ego returned to Ghana at least once (long or short return)
Literal question	705. When you arrived back in Ghana, for how long did you intend to stay? In days

q705_5: When you arrived back, for how long did you intend to stay (permanently)

Information	[Type= discrete] [Format=numeric] [Range= 0-1] [Missing=*]
Statistics [NW/ W]	[Valid=417 /-] [Invalid=1300 /-]
Universe	If Ego returned to Ghana at least once (long or short return)
Literal question	705. When you arrived back in Ghana, for how long did you intend to stay? Permanently

Value	Label	Cases	Percentage
0	No	128	30.7%
1	Yes	289	69.3%
Sysmiss		1300	

Warning: these figures indicate the number of cases found in the data file. They cannot be interpreted as summary statistics of the population of interest.

q705_6: When you arrived back, for how long did you intend to stay (other)

Information	[Type= discrete] [Format=character] [Missing=*]
Statistics [NW/ W]	[Valid=4 /-] [Invalid=0 /-]
Universe	If Ego returned to Ghana at least once (long or short return)

File : gh_qb_return

q705_6: When you arrived back, for how long did you intend to stay (other)

Literal question	705. When you arrived back in Ghana, for how long did you intend to stay? Other
-------------------------	--

Value	Label	Cases	Percentage
DID NOT KNOW		1	25.0%
DID NOT WANT TO BE IN GHANA, WANTED RETURN TO UK		1	25.0%
DIDNT KNOW		1	25.0%
HAD NOT PLANNED		1	25.0%

Warning: these figures indicate the number of cases found in the data file. They cannot be interpreted as summary statistics of the population of interest.

q706: For what reasons did you return to live in Ghana

Information [Type= discrete] [Format=character] [Missing=*]

Statistics [NW/ W] [Valid=417 /-]

Universe If Ego returned to Ghana at least once (long or short return)

Literal question 706. For what reasons did you return to live in Ghana?

Interviewer's instructions Note the precise answer in plain text.

Value	Label	Cases	Percentage
.a		1	0.2%
.b		4	1.0%
1. PEACE IN GHANA 2. THERE ISN'T MUCH PRESSURE IN GHANA		1	0.2%
AFTER COMPLETION OF STUDIES IN BULGERIA		1	0.2%
AFTER THE SEPARATION WITH MY HUSBAND I DECIDED TO COME BACK & START MY LIFE		1	0.2%
ALL ALIENS AUTHORIZED TO LEAVE THE COUNTRY		1	0.2%
ALL GHANANIANS WERE OREDRED BY THE NIGERIAN		1	0.2%













File : gh_qb_return

q706: For what reasons did you return to live in Ghana

Value	Label	Cases	Percentage
GOVERNMENT TO LEAVE			
AN UNCLE DIED AND I CAME FOR HIS FUNERAL, BUT BEFORE THEN, I HAD ALREADY PLANNED TO COME B'COS I HAD ABOUT 2 OF MY CHILDREN AND DECIDED TO HAVE THE NEXT ONE IN GHANA.		1	<div><div></div></div> 0.2%
ANANE (HUSBAND) WAS UNWELL		1	<div><div></div></div> 0.2%
AS THE NEXT OF KIN I HAVE TO COME AND PUT THINGS IN OTHER		1	<div><div></div></div> 0.2%
BECAUSE GHANA IS MY HOMETOWN		1	<div><div></div></div> 0.2%
BECAUSE GHANAIANS WERE DEPORTED		1	<div><div></div></div> 0.2%
BECAUSE GHANAIANS WERE SACKED		1	<div><div></div></div> 0.2%
BECAUSE I CAME TO CONTINUE MY EDUCATION		1	<div><div></div></div> 0.2%
BECAUSE I COULD NOT GET THE CHANGE TO WORK OR TRAVEL FURTHER		1	<div><div></div></div> 0.2%
BECAUSE I HAD NOT GOT CITIZENSHIP PERMIT YET		1	<div><div></div></div> 0.2%
BECAUSE I WANTED TO COME BACK HOME		1	<div><div></div></div> 0.2%
BECAUSE I WANTED TO		1	<div><div></div></div> 0.2%

File : gh_qb_return

q706: For what reasons did you return to live in Ghana

Value	Label	Cases	Percentage
LIVE IN MY HOMELAND AND JOB WAS DONE			
BECAUSE I WAS NOT WELL		1	 0.2%
BECAUSE I WENT TO TOGO ONLY ON BUSINESS PURPOSE		1	 0.2%
BECAUSE IT WAS NOT GOING WELL		1	 0.2%
BECAUSE IT WAS VERY HARD THER (NIGERIA)		1	 0.2%
BECAUSE MY AUNTIE DECIDD		1	 0.2%
BECAUSE MY HUSBAND DIVOCED ME HE WAS ALSO WORRING ME SO I DECIDED TO COME BACK HOME(GHANA)		1	 0.2%
BECAUSE THE PLACE WAS LONELY		1	 0.2%
BECAUSE THEN WERE DEPORTING GHANAIAANS		1	 0.2%
BECAUSE WE COMPLETED OUR COURSE		1	 0.2%
BECAUSE WE DID NOT HAVE WORKING PERMITS, IT WAS DIFFICULT TO CONTINUE STAYING THERE		1	 0.2%
BECAUSE WE WERE SACKED THE SECOND TIME.		1	 0.2%
BECAUSE WHILES IN		1	 0.2%

File : gh_qb_return

q706: For what reasons did you return to live in Ghana

Value	Label	Cases	Percentage
NIGERIA MY HUSBAND WANTED ME AND ALL THE CHILDREN TO BECOME MUSLIMS WHICH I REFUSE			
BORED		1	<div></div> 0.2%
BOTH PARENTS WERE ALIVE AND I HAD A RESPONSIBILITY TO COME AND LOOK AFTER THEM		1	<div></div> 0.2%
BUSINESS WAS NOT GOOD LIKE AS EXPECTED		1	<div></div> 0.2%
CANT TELL BECAUSE I WANTED TO GO BACK FOR PERSONAL REASONS(QUIT SENSITIVE INVOLVING DECEPTION) SHE WAS WORKING WITH SOMEONES PAPERS)		1	<div></div> 0.2%
CHANGE IN GOVERNMENT		1	<div></div> 0.2%
CHILDREN WERE NOT ABLE TO SETTLE DOWN, BUSINESS NOT GOOD		1	<div></div> 0.2%
COME BACK HOME TO DO MY OWN WORK.		1	<div></div> 0.2%
COME TO HOME LAND		1	<div></div> 0.2%
COMING HOME		1	<div></div> 0.2%
COMING HOME TO MY FAMILY		1	<div></div> 0.2%
COMPLETED MY COURES		1	<div></div> 0.2%

File : gh_qb_return

q706: For what reasons did you return to live in Ghana

Value	Label	Cases	Percentage
COMPLETED MY MASTERS PROGRAMME		1	0.2%
COMPLETED MY PHD AND DECEDED TO SETTLE & WORK IN GHANA		1	0.2%
COMPLETED MY SCHOLLING		1	0.2%
COULD NOT FIND ANY MEANGINGFUL EMPLOYMENT IN NIGERIA		1	0.2%
COULD NOT GET ANY GOOD JOB IN NIGERIA		1	0.2%
DADDY WAS NOT WELL		1	0.2%
DEPARTES		1	0.2%
DEPORTED FROM UK IN 2000, RETURNED HOME		1	0.2%
DID NOT INTEND TO STAY OUTSIDE FOR PERMANENTLY		1	0.2%
DID NOT KNOW, WAS DEPORTED BY AUTHORITIES, RETURN WAS NOT PLANNED		1	0.2%
DID NOT RETURN I WAS DEPORTED		1	0.2%
DON'T KNOW MY MOTHER JUST BROUGHT ME BACK		1	0.2%
DUE TO THE DEATH OF A FRIEND		1	0.2%
EMPLOYMENT OPPORTUNITIE WERE VERY LIMITED SO MY MOTHER		1	0.2%

File : gh_qb_return

q706: For what reasons did you return to live in Ghana

Value	Label	Cases	Percentage
ADSIVED ME TO COME BACK HOME			
FAMILY		1	<div></div> 0.2%
FEEL LIKE COMING HOME BECAUSE MY MOTHER WAS NOT WELL		1	<div></div> 0.2%
FINISH SCHOOL, GO BACK TO FIND WORK AND USE WHAT SHE HAD LEARNED		1	<div></div> 0.2%
FOR A FUNERAL		1	<div></div> 0.2%
FOR BUSINESS		1	<div></div> 0.2%
FOR FESTIVAL AND ALSO TO VISIT KIDS AND MOTHER		1	<div></div> 0.2%
FOR MEDICAL TREATMENT		1	<div></div> 0.2%
FOR MY PLANNINF TO GO TO BERLIN		1	<div></div> 0.2%
GOVERNMENT ASKED FOR US TO RETURN TO OUR COUNTRY		1	<div></div> 0.2%
HAD TO COME AND CONTINUE TO WORK		1	<div></div> 0.2%
HAD TO COME BACK TO WORK		1	<div></div> 0.2%
HOME IS HOME I HAD TO COME BACK HOME I FELT I HAD OVERSTAYED THERE		1	<div></div> 0.2%
HOME SWEET HOME IT IS GOOD TO STAY IN YOUR OWN COUNTRY		1	<div></div> 0.2%

File : gh_qb_return

q706: For what reasons did you return to live in Ghana

Value	Label	Cases	Percentage
HUSBAND'S WORKING CONTRACT ENDED		1	0.2%
I AM BACK TO VISIT MY FAMILY MEMBERS		1	0.2%
I AM TIRED AN I HAVE TO COME HOME TO REST		1	0.2%
I BELIVED MY FRIEND HAD DONE WELL BY ACCOMODATING ME AND I HAD TO COME HOME TO MY MOTHERLAND.		1	0.2%
I CAME BACK BECAUSE I WAS DEPORTED.		1	0.2%
I CAME BACK BECAUSE THE LIVING CONDITIONS OVER THERE ALSO CHANGED ENTIRELY		1	0.2%
I CAME BACK BECAUSE WE WERE DEPORED		1	0.2%
I CAME BACK TO MY PARTNER SINCE I WAS MARRIED		1	0.2%
I CAME BACK TO SCHOOL		1	0.2%
I CAME BACK TO TAKE CARE OF MY HUSBAND THE CHILD HAD ALDO STARTED WALKING		1	0.2%
I CAME BACK TO WORK IN GHANA		1	0.2%
I CAME BACK WHEN MY GRANDMOTHE DIED		1	0.2%









File : gh_qb_return

q706: For what reasons did you return to live in Ghana

Value	Label	Cases	Percentage
BECAUSE SHE WAS THE ONE TAKING CARE OF ME.			
I CAME TO HELP MY PARENTS TO LOOK AFTHETHE CHILDREN		1	<div><div></div></div> 0.2%
I CAME TO LEARN A TRADE .		1	<div><div></div></div> 0.2%
I CAME TO PAY A VISIT		1	<div><div></div></div> 0.2%
I CAME TO REST		1	<div><div></div></div> 0.2%
I CAME TO VISIT MY SICK MOTHER WHO LATER DIED. SO DECIDED TO STAY. MY HUSBAND MOVED TO KADUNA & IT WAS TOO FAR AND I WANTED MY CHILDREN TO SCHOOL IN GHANA HERE		1	<div><div></div></div> 0.2%
I COMPLETED MY EDUCATION AT THE SCHOOL IN INDIA		1	<div><div></div></div> 0.2%
I COMPLETED MY STUDIES SO I NEED TO COME BACK		1	<div><div></div></div> 0.2%
I COULD NOT GET A WELL PAYING JOB THERE. LIFE WAS BORING AND CHALLENGING		1	<div><div></div></div> 0.2%
I COULD NOT GET ALCOHOL TO DRINK(SCARCE YOU COULD NOT CHASE SOMEONE'S WIFE AND THERE WAS A LOT OF		1	<div><div></div></div> 0.2%

File : gh_qb_return

q706: For what reasons did you return to live in Ghana

Value	Label	Cases	Percentage
RESTRICTIONS SO I WAS FED UP & DECIDED TO COME BACK			
I DECIDED TO COME BACK		1	 0.2%
I DECIDED TO COME BACK TO MY WIFE AND LIVE WITH HER IN GHANA.		1	 0.2%
I DECIDED TO COME MYSELF TO SETTLE DOWN WITH MY FAMILY		1	 0.2%
I DECIDED TO RETURNED TO MY HOME AND FAMILY I ALSO WANTED TO COME AND START SOME SMALL BUSINESS HERE		1	 0.2%
I DID NOT COME ON MY OWN WILL		1	 0.2%
I DID NOT ENJOY MY STAY THERE SO WHEN I ARRIVED IN GHANA I TOLD MY HUSBAND NOT TO GO BUT HE WENT.		1	 0.2%
I DON'T LIKE THE TYPE OF WORK I WAS DOING THERE SO I RETURNED TO MY COUNTRY TO RE- ESTABLISH MYSELF		1	 0.2%
I FELT I HAD DONE MY BEST AND ALSO I WAS GROWING OLD SO I HAD		1	 0.2%

File : gh_qb_return

q706: For what reasons did you return to live in Ghana

Value	Label	Cases	Percentage
TO COME AND REST BACK HOME			
I FELT I HAD DONE MY BEST AND HAVE TO RETURN HOME		1	0.2%
I FELT I HAD STAYED THERE FOR LONG		1	0.2%
I FELT LIKE COMING HOME SO I RESIGNED FROM MY TEACHING POSITION IN THE POLYTECHNIC		1	0.2%
I FELT VERY SICK, I LATER REALISED IT WAS SPIRITUAL SO I HAD TO COME		1	0.2%
I FINISHED MY COURSE SO I HAD TO COME BACK TO MY EMPLOYER		1	0.2%
I FINISHED MY COURSE(STUDY) I HAD TO COME BACK TO MY EMPLOYER		1	0.2%
I HAD ALWAYS WANTED TO COME BACK		1	0.2%
I HAD BEEN ABLE TO LEARN THE TRADE AND EVEN WORK WITH IT FOR A WHILE		1	0.2%
I HAD COMPLETED MY COURSE AND I HAD TO RETURN TO		1	0.2%









File : gh_qb_return

q706: For what reasons did you return to live in Ghana

Value	Label	Cases	Percentage
WORK FOR MY COMPANY			
I HAD COMPLETED MY EDUCATION		1	<div></div> 0.2%
I HAD DONE ALL NECESSARY PREPARATION TO GET TO GERMANY SO I HAD TO COME BACK TO GHANA BEFORE I COULD GO		1	<div></div> 0.2%
I HAD ENOUGH MONEY TO HELP ME LEARN A TRADE.		1	<div></div> 0.2%
I HAD ENOUGH MONEY ON ME SO I TOUGHT IT WISE TO COME BACK TO GHANA AND SETTLE		1	<div></div> 0.2%
I HAD FINISH WITH THE COURSE & HAD TO RETURN TO MY FAMILY		1	<div></div> 0.2%
I HAD FINISHED MY COURSE AND WANTED TO USE MY CERTIFICATE TO WORK IN GHANA		1	<div></div> 0.2%
I HAD FINISHED MY ONE YEAR DIPLOMA SO I RETURNED		1	<div></div> 0.2%
I HAD FINISHED THE COURSE		1	<div></div> 0.2%
I HAD FINISHED THE WORK I WAS ASSIGNED TO DO BY MY EMPLOYER		1	<div></div> 0.2%









File : gh_qb_return

q706: For what reasons did you return to live in Ghana

Value	Label	Cases	Percentage
I HAD FINISHED THE WORK IN SENEGAL AND MORE SO THE COMPANY WAS NOT FLOURISHING ANYMORE.		1	 0.2%
I HAD FINISHED WITH THE COURSE AND EVEN WORKED FOR A WHILE AND WANTED TO COME BACK HOME.		1	 0.2%
I HAD FINISHED WITH WHAT I WENT THERE TO DO AND AGAIN I WAS OKAY BCOS I STAYED FOR LONG B'COS OF SICKNESS		1	 0.2%
I HAD GOT SOME MONEY & WAS READY TO LEARN SOME TRADE		1	 0.2%
I HAD GOTTEN ENOUGH OF WHAT I WAS CRAVING FOR AND HAD TO COME BACK HOME		1	 0.2%
I HAD JUST FINISHED WITH THE PROJECT		1	 0.2%
I HAD MADE ENOUGH MONEY AND I HAD ALSO ACHIEVED MY AIM OF MAKING ENOUGH MONEY		1	 0.2%
I HAD MADE ENOUGH MONEY AND		1	 0.2%

File : gh_qb_return

q706: For what reasons did you return to live in Ghana

Value	Label	Cases	Percentage
WANTED TO ESTABLISH A BUSINESS IN GHANA			
I HAD MADE ENOUGH MONEY SO WANTED TO COME BACK		1	 0.2%
I HAD MADE ENOUGH MONEY TO SET UP MY OWN BUSINESS		1	 0.2%
I HAD MY PAPERS NOW SO WANTED TO COME IN FOR COME IN FOR FAMOLY REUNIFICATION		1	 0.2%
I HAD REIRED THEN AND WAS IN THE HOUSE SO I FELT IF I COME BACK HOME IT WUOLD BE BETTER THAN TO LIVE ON SMOBODIES LAND DOING NOTHING		1	 0.2%
I HAD SEPARATED WITH MY WIFE, THINGS WERE TOUGH SO I WANTED TO GO BACK TO GHANA		1	 0.2%
I HAD STAYED THERE LONG ENOUGH SO WANTED TO COME BACK HOME. HOME IS HOME		1	 0.2%
I HAD THEN FINISHED MY COURSE		1	 0.2%
I HAD THEN LEARNT SEWING SO I DECIDED TO COME BACK AND WORK		1	 0.2%

File : gh_qb_return

q706: For what reasons did you return to live in Ghana

Value	Label	Cases	Percentage
I HAD TO COME BACK AND GET MARRIED AND ESTABLISH A FAMILY		1	0.2%
I HAD TO COME BACK BECAUSE MY BROTHER WAS AGAIN TRANSFERED TO GAMBIA I ALSO WANTED TO COME AND CONTINUE MY EDUCATION		1	0.2%
I HAD TO JUST COME AND SETTLE AT HOME		1	0.2%
I HAD ANOTHER JOB OFFER IN GHANA		1	0.2%
I HAVE TO COME AND SEE TO THE FAMILY		1	0.2%
I JUST DECIDED FOR NO REASON.		1	0.2%
I JUST WANTED TO COME BACK HAVING RAISED SOME MONEY.		1	0.2%
I JUST WANTED TO COME. THERE IS NO PLACE LIKE HOME		1	0.2%
I JUST WENT TO TOGO TO VISIT MY FRIEND		1	0.2%
I MISS MY FAMILY AND I HAVE TO COME BACK AND SETTLE WITH THEM		1	0.2%
I MISSED GHANA		1	0.2%

File : gh_qb_return

q706: For what reasons did you return to live in Ghana

Value	Label	Cases	Percentage
I NEED TO TAKE CARE OF THE KIDS WHILES MY HUSBAND IS OUTSIDE THE COUNTRY WORKING		1	<div><div></div></div> 0.2%
I RETURNED WHEN MY SISTER'S CHILDEN STARTED SCHOOLING		1	<div><div></div></div> 0.2%
I THINK IT WAS SPIRITUAL. ANYTIME I SLEEP I HAVE TERRIBLE DREAMS. I SAW SO MANY BAD THINGS. I HAD STRANGE FEELINGS		1	<div><div></div></div> 0.2%
I THOUGHT IT WAS TIME TO COME BACK HOME AND AGAIN THERE WAS A FUNERAL SO I DECIDED TO COME		1	<div><div></div></div> 0.2%
I TRAVELLED AND I KNOW I HAVE MY ORIGIN SO I HAD TO COME BACK		1	<div><div></div></div> 0.2%
I WANTED COME BACK HOME AND WORK BECAUSE THE LIVING SITUATION ALSO CHANGED.		1	<div><div></div></div> 0.2%
I WANTED TO BE IN GHANA		1	<div><div></div></div> 0.2%
I WANTED TO COME AND GET MARRIED AND GO BACK TO LYBIA		1	<div><div></div></div> 0.2%
I WANTED TO COME AND SETTLE		1	<div><div></div></div> 0.2%

File : gh_qb_return

q706: For what reasons did you return to live in Ghana

Value	Label	Cases	Percentage
DOWN AND MARRY			
I WANTED TO COME AND START SOME BUSINESS HERE IN GHANA		1	<div><div></div></div> 0.2%
I WANTED TO COME AND WORK IN GHANA		2	<div><div></div></div> 0.5%
I WANTED TO COME BACK HOME		1	<div><div></div></div> 0.2%
I WANTED TO COME BACK HOME AND SETTLE DOWN		1	<div><div></div></div> 0.2%
I WANTED TO COME BACK HOME AND TO MY FAMILY MOREOVER, THINGS WERE GETTING DIFFICULT FOR ME IN GERMANY		1	<div><div></div></div> 0.2%
I WANTED TO COME BACK HOME TO VISIT MY FAMILY		1	<div><div></div></div> 0.2%
I WANTED TO FINALLY COME HOME		1	<div><div></div></div> 0.2%
I WAS BEING MALTREATED AND STEAMLINED BY MY AUNTIE. SHE DID NOT EVEN LET ME CONTINUE SCHOOLING		1	<div><div></div></div> 0.2%
I WAS DEPORTED		11	<div><div></div></div> 2.6%
I WAS DEPORTED BY THE AUTHORITIES		1	<div><div></div></div> 0.2%
I WAS FED UP WITH THE WHITES		1	<div><div></div></div> 0.2%

File : gh_qb_return

q706: For what reasons did you return to live in Ghana

Value	Label	Cases	Percentage
I WAS NOT DOING ANYTHING ACTIVE THERE & MY EDUCATION WAS NOT GOOD SO I RETURNED TO COME & SEARCH FOR A SKILL		1	0.2%
I WAS REPARTRIAATED BY THE AT HORTIES BACK TO GHANA		1	0.2%
I WAS REPARTRIAATED BY THE AUTHORITIES		1	0.2%
I WAS REPARTRIAATED TO GHANA		1	0.2%
I WAS ROAMING TOO MUCH WITH MY HUSBAND & DECIDED TO COME BACK		1	0.2%
I WAS SACKED BY NIGERIAN AUTHORITIES.		1	0.2%
I WAS TIRED FOR DRIVING I RETIRED AND I CAME BACK		1	0.2%
I WAS TOLD LIFE IN GHANA WAS NOW BETTER		1	0.2%
I WAS VERY SICK SO I HAD TO COME BACK HOME		1	0.2%
IMMIGRATION ISSUES WERE GETTING TOUGHER AND I FEARED BEING ARRESTED		1	0.2%
IT DID NOT GO AS I EXPECTED		1	0.2%

File : gh_qb_return

q706: For what reasons did you return to live in Ghana

Value	Label	Cases	Percentage
WHEN I WAS THERE SO I DECIDED TO COME BACK HOME			
ITS MY HOME. HAVE TO COME AND CONTRIBUTE MY QUOTA		1	0.2%
JOB TRANSFER		3	0.7%
JUST COME HOME BECAUSE I DID NOT INTEND TO STAY THERE FOREVER		1	0.2%
JUST FOR VISIT		1	0.2%
JUST WANTED TO COME BACK HOME		1	0.2%
JUST WANTED TO COME TO GHANA		1	0.2%
JUST WANTED TO COME TO MY HOME COUNTRY		1	0.2%
JUST WANTED TO RELOCATE BUSINESS TO GHANA		1	0.2%
JUST WENT FOR A HOLIDAY HAD TO COME BACK		1	0.2%
JUST WENT FOR BUSINESS TRIP		1	0.2%
JUST WENT FOR WORK		1	0.2%
JUST WENT TO VISIT MY HUSBAND HAD TO COME BACK HOME		1	0.2%
LIFE IN THE U.K WAS MORE DIFFICULT IN MY OPINION		1	0.2%
LIFE OVER THERE WAS		1	0.2%

File : gh_qb_return

q706: For what reasons did you return to live in Ghana

Value	Label	Cases	Percentage
EQUALLY HAD AS WE ARE EXPERICING IN GHANA			
LIFE WAS A LITTLE TOUGH WITHOUT THE WORKING PERMIT		1	 0.2%
LIVING CONDITIONS IN NIGERIA WAS TOO EXPENSIVE		1	 0.2%
LOOSING A LOT IN UK. I HAD UK QUALIFICATIO AND WENT FOR JOB INTERVIEW		1	 0.2%
LOST MY WORK IN NIGERIA WANT RO START TRADING IN GHANA		1	 0.2%
MOTHER WAS SICK		1	 0.2%
MY AUNT PASSED AWAY & I WAS HAVING PROBLEMS WITH MY PARTNER		1	 0.2%
MY BROTHER WAS BECOMING A BOTHER HE WAS THREATENING MY LIFE LIFE		1	 0.2%
MY EMPLOYER RETURNED TO HIS NATIVE COUNTRY (U.S.A) SO I HAD TO RETURN		1	 0.2%
MY GUARDIAN WAS SENT BACK TO GHANA		1	 0.2%

File : gh_qb_return

q706: For what reasons did you return to live in Ghana

Value	Label	Cases	Percentage
MY HUSBAND AND I DECIDED TO FINALLY COME HOME		1	 0.2%
MY HUSBAND AND I FEL LIKE COMING BACK HOME		1	 0.2%
MY HUSBAND COMPLETED SCHOOLING SO I CAME WITH HIM		1	 0.2%
MY HUSBAND DIED, SO I HAD TO RETURN TO MY FAMILY		1	 0.2%
MY HUSBAND FISHING WORK WAS NOT GOING ON WELL SO WE HAD TO RETURN		1	 0.2%
MY HUSBAND HAD FINISHED SERVING HIS TERM SO WE RETURN		1	 0.2%
MY HUSBAND HAD FINISHED WITH THE "APRODO"		1	 0.2%
MY HUSBAND WANTED OUR CHILDREN TO BE TRAIN IN THE GHANAIAI ENVIRONMENT		1	 0.2%
MY HUSBAND WANTED US TO RETURN TO GHANA		1	 0.2%
MY HUSBAND WAS RETURNING TO GHANA		1	 0.2%
MY HUSBANDS CONTRACT CAME TO AN END AND IT DEFINATELY WANTED TO		1	 0.2%

File : gh_qb_return

q706: For what reasons did you return to live in Ghana

Value	Label	Cases	Percentage
ESTABLIS A BUSINESS IN GHANA			
MY JOB CONTRACT ENDED		1	0.2%
MY MOTHER BROUGHT ME BACK WHEN SHE DIVORCED HER HUSBAND		1	0.2%
MY MOTHER BROUGHT ME TO GHANA		1	0.2%
MY MOTHER DIED SO I DECIDED TO COME BACK AND PERFORM THE FUNERAL CEREMONY		1	0.2%
MY MOTHER WAS DIED SO I HAD TO COME AND BURY HER		1	0.2%
MY MUM WAS SICK SO I HAD TO COME BACK AND TAKE CARE OF HER		1	0.2%
MY OBJECTIVE FOR TRAVELLING WAS NOT BEEN FULFILED		1	0.2%
MY PAPERS WERE LONG OVER DUE AND ALSO I COULD NOT GAIN WORK PERMIT, MY BOSS TRIED BUT I WAS STILL DENIED SINCE I DID NOT.		1	0.2%
MY PARENTS SENT ME BACK WITH MY BROTHER.		1	0.2%












File : gh_qb_return

q706: For what reasons did you return to live in Ghana

Value	Label	Cases	Percentage
MY PARENTS WERE RETURNING TO GHANA		1	0.2%
MY PARTNER ABANDONED ME THERE MY JOB WAS NOT EARNING ME ENOUGH		1	0.2%
MY PARTNER DECIDED THAT WE SHOULD COME BACK HOME		1	0.2%
MY PERMIT EXPIRED SO I WANTED TO COME & RENEW IT AND ALSO TO ATTEND TO SOME PERSONAL ISSUES		1	0.2%
MY PERMIT HAD EXPIRED FOR SOME YEARS SO I BECAME AFRAID AND I HAD TO COME BACK		1	0.2%
MY POSTING WAS DUE SO I RETURNED TO THE CHURCH		1	0.2%
MY SISTER HAD BOUGHT A TICKET FOR ME TO JOIN HER IN AMERICA BUT SHE GAVE IT OUT BEFORE I RETURNED		1	0.2%
MY SON WAS SERIOUSLY SICK SO I HAD TO COME AND TAKE CARE OF HIM		1	0.2%
MY SPIRIT WENT OUT		1	0.2%
MY STAY WAS DUE		1	0.2%












File : gh_qb_return

q706: For what reasons did you return to live in Ghana

Value	Label	Cases	Percentage
MY STUDY WAS COMPLETED		1	 0.2%
MY TRAVELLING OBJECTIVE WAS NOT BEEN FULFILLED		1	 0.2%
MY TRIP WAS ONLY A VISIT		1	 0.2%
MY UNCLE ALSO PASSED AWAY IN 1989 SO I HAD TO RETURN		1	 0.2%
MY UNCLE WAS COMING TO STAY IN GHANA, AND HE BROUGHT ME ALONG.		1	 0.2%
MY VISA EXPAIRED OF WHICH I COULD NOT RENEW TO HELP ME STAY THERE SOME OTHER YEARS		1	 0.2%
MY VISA EXPIRED		1	 0.2%
MY VISA HAD EXPIRED		1	 0.2%
MY WIFE ADVISED ME TO COME BACK EARLY TO TAKE GOOD CARE OF THE CHILDREN SO I HAD TO CUT EVERYTHING SHORT AND RETURN SINCE BY THEN I HAD ENOUGH TO DEPEND ON		1	 0.2%
MY WIFE CALLED ME TO COME BACK		1	 0.2%
MY WIFE WAS PREGNANT WHEN I WAS GOING, SO I		1	 0.2%

File : gh_qb_return

q706: For what reasons did you return to live in Ghana

Value	Label	Cases	Percentage
WANTED TO COME BACK QUICKLY.			
MY WORK ENDED SO I HAVE TO RETURN BACK		1	 0.2%
NIGERIA WAS TOO DIFFICULT TO STAY. ALSO THE CITIZENS HAVE ROUGH LIVES.		1	 0.2%
NIGERIAN GOVERNMENT FORCED ALL GHANAIS TO COME BACK HOME.		1	 0.2%
NO ONE FORCED US WE JUST WANTED TO COME BACK		1	 0.2%
NO ONE TO CHAT WITH THEY ALL GO TO WORK AND LEAVE ME ALONE AT HOME.		1	 0.2%
NOT MADE UP MIND		1	 0.2%
ONE OF MY KIDS WAS SICK SO I NEEDED TIME ON GHANA FOR TREATMENT		1	 0.2%
ORDERED BY AUTHORITIES TO LEAVE		1	 0.2%
OUR VISA HAD EXPIRED AND WE DECIDED NOT TO RENEW IT BUT RATHER COME BACK TO GHANA		1	 0.2%
PERSONAL REASONS		1	 0.2%
PROBLEMS WITH MY WORK		1	 0.2%

File : gh_qb_return

q706: For what reasons did you return to live in Ghana

Value	Label	Cases	Percentage
REPARTRIATIO		1	0.2%
SCHOOL		1	0.2%
SHE IS GROWING OLD AND WANTED TO SETTLE AMONG HER PEOPLE		1	0.2%
SOME FEW YEARS I CAME BECUASE OF THE TROUBLE THAT AROSE BETWEEN GHANAIAANS AND THE IVOREANS		1	0.2%
STAY WAS DUE (COMPLETED MY EDUCATION)		1	0.2%
TEACHING WORK		1	0.2%
THE ASSIGNMENT PERIOD WAS OVER		3	0.7%
THE COMPANY I WAS WORKING FOR WAS SOKD TO ANOTHER PERSON SO I BECAME UNEMPLOYED AND DECIDED TO COME HOME		1	0.2%
THE COMPANY I WORKED FOR WAS NOT TREATING ME FAIRLY SO I FELT IT WOULD BE IF I COME BACK TO MY COUNTRY		1	0.2%
THE DURATION ELAPSED SO I HAD TO RETURN		1	0.2%

File : gh_qb_return

q706: For what reasons did you return to live in Ghana

Value	Label	Cases	Percentage
THE DURATION FOR THE COURSE WAS OVER		1	0.2%
THE DURATION FOR THE PEACE-KEEPING MISSION WAS OVER		1	0.2%
THE DURATION FOR THE PEACE-KEEPING WAS OVER		1	0.2%
THE DURATION FOR THE SCHOOL WAS OVER AND I WAS SENT BUY THE GOV'T SO I HAD TO COME BACK		1	0.2%
THE EXTENSION OF MY LEAVE EXPIRED SO I HAD TO RETURN		1	0.2%
THE FISHING WAS NOT GOING ON WELL THERE		1	0.2%
THE FUNERAL WAS OVER AND MY FATHER SAID WE SHOULD COME BACK TO GHANA		1	0.2%
THE GOVERNMENT DEPORTED ALL GHANAIS OUT OF THEIR COUNTRY		1	0.2%
THE GOVERNMENT ISSUED AN ORDER THAT ALL GHANAIS MUST RETURN.		1	0.2%

File : gh_qb_return

q706: For what reasons did you return to live in Ghana

Value	Label	Cases	Percentage
INFACT THEY FORCED US TO COME BACK			
THE GOVERNMENT PROGRAMME WAS OVER SO WE ALL CAME BACK HOME		1	<div><div></div></div> 0.2%
THE NIGERIAN GOVERNMENT ASK THAT ALL GHANAIAANS MUST LEAVE.		1	<div><div></div></div> 0.2%
THE NIGERIAN GOVERNMENT SAID ALL GHANAIAANS SHOULD COME BACK TO GHANA		1	<div><div></div></div> 0.2%
THE NIGERIANS STARTED SACKING THE GHANAIAAN		1	<div><div></div></div> 0.2%
THE REASON FOR THE TRAVEL WAS NOT BEEN ALAISUS		1	<div><div></div></div> 0.2%
THE WORK I WAS DOING COLAPSED		1	<div><div></div></div> 0.2%
THE WORK THERE HAD STALLED SO I CAME BACK.		1	<div><div></div></div> 0.2%
THERE AROSE RIOT, FIGHTING AND KILLING OF GHANAIAANS IN COTE D'VOIRE WHEN GHANA(KOTOK DEFEATED COTE D'VOIRE(ASEC) IN A FOOTBALL MATCH		1	<div><div></div></div> 0.2%
THERE WAS AN		1	<div><div></div></div> 0.2%













File : gh_qb_return

q706: For what reasons did you return to live in Ghana

Value	Label	Cases	Percentage
OUTBREAK OF WAR THAT WAS WHY WE RETURED			
THERE WAS AND OPPORTUNITY TO SET UP A BUSSINESS		1	<div><div></div></div> 0.2%
THERE WAS CIVIL WAR IN LIBERIA SO I HAD TO COME BACK HOME		1	<div><div></div></div> 0.2%
THERE WAS RIOTS IN ABIDJAN, IN HERE GHANAIAANS WERE BEING KELLED AS A RESULT OF KOTOKO'S DEFEAT OF ASEC. I WAS AFRAID AND CAME BACK TO GHANA.		1	<div><div></div></div> 0.2%
THERE'S FREEDOM IN GHANA		1	<div><div></div></div> 0.2%
THEY WERE NOT PAYING ME REGULARLY FROM THE HOSPITAL WHEE I WORKED SO I DECIDED TO COME		1	<div><div></div></div> 0.2%
THINGS DID NOT GO WELL FOR ME THERE.		1	<div><div></div></div> 0.2%
THINGS DID NOT WORK OUT FOR ME AS PLANNED THERE TO WORK AS AN ELECTRICIAN BUT I ENDED UP SELLING SECOND HAND CLOTHING		1	<div><div></div></div> 0.2%
THINGS DID NOT WORK OUT		1	<div><div></div></div> 0.2%

File : gh_qb_return

q706: For what reasons did you return to live in Ghana

Value	Label	Cases	Percentage
FOR TO MY EXPECTATION IN NIGERIA SO I DECIDED TO COME BACK HOME			
THINGS WERE BECOMING DIFFICULT AND I JUST HAD TO COME HOME		1	 0.2%
THINGS WERE GETTING TOUCHER WHICH MADE ME TO COME BACK HOME		1	 0.2%
THINGS WERE GETTING TOUGH ER AND I HAD TO MISSED MY FAMILY		1	 0.2%
THINGS WERE NOT GOOD THERE ANY MORE		1	 0.2%
THINGS WERE TIGHT AND ALIENS WERE BEING SACKED		1	 0.2%
THIS IS MY HOME		1	 0.2%
TIRED OF WORKING OUTSIDE GHANA WANT TO SETTLE WITH FAMILY		1	 0.2%
TO APPLY FOR A NEW VISA		1	 0.2%
TO APPLY FOR A RESIDENCE PERMIT IN GHANA		1	 0.2%
TO ASSIST MY SISTER		1	 0.2%
TO BE WITH FAMILY		1	 0.2%
TO COME & DELIVER IN GHANA		1	 0.2%
TO COME & PAY A		2	 0.5%

File : gh_qb_return

q706: For what reasons did you return to live in Ghana

Value	Label	Cases	Percentage
VISIT TO MY MOTHER			
TO COME & SORT OUT SOME FAMILY ISSUES BEFORE MAY BE RETURNING		1	<div><div></div></div> 0.2%
TO COME AND STAY IN HOME LAND		1	<div><div></div></div> 0.2%
TO COME BACK HOME		5	<div><div></div></div> 1.2%
TO COME BACK HOME JUST TO SETTLE		1	<div><div></div></div> 0.2%
TO COME BACK HOME TO WORK		1	<div><div></div></div> 0.2%
TO COME BACK TO CHILDREN. (LOOK AFTER THEM).		1	<div><div></div></div> 0.2%
TO COME HOME		1	<div><div></div></div> 0.2%
TO COME HOME AND WORK		1	<div><div></div></div> 0.2%
TO COME HOME BECCAUSE IT WAS A LONG TIME I LEFT TO LAGOS. I JUST DECIDED TO COME HOME		1	<div><div></div></div> 0.2%
TO CONTINUE MY BUSINESS AFTER GAINING MUCH EXPOSURE		1	<div><div></div></div> 0.2%
TO CONTINUE MY BUSINESS AND ALSO MY HEALTH CONDITIONS WAS BETTER		1	<div><div></div></div> 0.2%
TO CONTINUE WITH MY EDUCATION		1	<div><div></div></div> 0.2%
TO CONTINUE WITH MY JOB		1	<div><div></div></div> 0.2%


















File : gh_qb_return

q706: For what reasons did you return to live in Ghana

Value	Label	Cases	Percentage
AFTER TAKEN STUDY LEAVE			
TO CONTINUE WITH MY WORK AND TAKE CARE OF MY CHILDREN		1	0.2%
TO CONTINUE WORK		1	0.2%
TO ESTABLISH AN ADVERTISING BUSINESS		1	0.2%
TO ESTABLISH A BUSINESS		1	0.2%
TO ESTABLISH A BUSINESS AND LIVE PERMANENTLY IN GHANA		1	0.2%
TO ESTABLISH AN IT BUSINESS		1	0.2%
TO ESTABLISH MYSELF IN GHANA		1	0.2%
TO ESTABLISH OWN BUSINESS AT HOME		1	0.2%
TO GET MARRIED TO MY HUSBAND		1	0.2%
TO GO AND STUDY		2	0.5%
TO JOIN FAMILY		1	0.2%
TO JOIN MY FAMILY AND ALSO HAD TO COME BACK SINCE THERE WAS JOBS IN GHANA		1	0.2%
TO JOIN MY PARTNER		2	0.5%
TO LIVE IN NATIVE COUNTRY		1	0.2%

File : gh_qb_return

q706: For what reasons did you return to live in Ghana

Value	Label	Cases	Percentage
TO LIVE IN MY HOME LAND		2	 0.5%
TO MAKE A LIVING IN MY HOME CONTRY		1	 0.2%
TO OPEN MY SHOP AND MAKE A FAMILY		1	 0.2%
TO RESETTLE WITH MY FAMILY		1	 0.2%
TO RETURN GOODS MEANT FOR MY FAMILY		1	 0.2%
TO SEE IF HE COULD STAY THERE AND SETTLE DOWN		1	 0.2%
TO SEE MY FAMILY		1	 0.2%
TO SET UP A BHUSINESS E.G. HAIR DRESSING SALON		1	 0.2%
TO SETTLE AND WORK		1	 0.2%
TO SETTLE AND WORK IN GHANA		2	 0.5%
TO SETTLE AND WORK IN GHANA.		1	 0.2%
TO SETTLE AT HOME COUNTRY		1	 0.2%
TO SETTLE DOWN AND MAKE MARRY		1	 0.2%
TO SETTLE DOWN IN MY COUNTRY		1	 0.2%
TO SETTLE DOWN WITH FAMILY		1	 0.2%
TO SETTLE HOME		1	 0.2%
TO SETTLE HOME AND MANAGE		1	 0.2%












File : gh_qb_return

q706: For what reasons did you return to live in Ghana

Value	Label	Cases	Percentage
THE FAMILY PROPERTY			
TO SETTLE IN GHANA		2	0.5%
TO SETTLE SOME ISSUES		1	0.2%
TO SOLVE SOME FAMILY ISSUES		1	0.2%
TO START A BUSINESS		1	0.2%
TO START MY OWN BUSINESS AND LIFE WITH WIFE AND CHILDREN		1	0.2%
TO START UNIVERSITY		1	0.2%
TO STAY WITH MY CHILDREN		1	0.2%
TO TAKE CARE OF MY FAMILY		1	0.2%
TO THE CARE OF MY SICK MOTHER AND TO SELLE FOR GOOD		1	0.2%
TO TRAIN MY CHILDREN IN THE GHANAIAAN SETTING OR ENVIRONMENT		1	0.2%
TO WORK		14	3.4%
TO WORK HOME		4	1.0%
TO WORK HOME SAFER TO WORK AT HOME		1	0.2%
TO WORK THIS WAS THE BEST PLACE FOR ME		1	0.2%
VISA EXPIRED (DUE)		1	0.2%
WANTED TO COME BACK HOME		1	0.2%
WANTED TO COME BACK HOME AND		1	0.2%

File : gh_qb_return

q706: For what reasons did you return to live in Ghana

Value	Label	Cases	Percentage
SETTLE WITH FAMILY			
WANTED TO COME HOME		1	 0.2%
WANTED TO SETTLE IN GHANA AND TO BE WITH MY FAMILY		1	 0.2%
WAS DEPORTED		1	 0.2%
WAS MADE REDUNDANT, WENT BACK TO TRY AND START A BUSINESS WAS FAIRLY SUCCESSFUL BUT DIFFICULT		1	 0.2%
WAS NOT ABLE TO REACH IN FINAL DESTINATION		1	 0.2%
WE HAD FINISHED WITH THE "APRODO"		1	 0.2%
WE HAD STAYED IN ANOTHER COUNTRY FOR FAR TOO LONG		1	 0.2%
WE RETURNED BACK TOGETHER WITH MY HUSBAND		1	 0.2%
WE WEE SACKED BY THE NIGERIAN GOVERNMENT		1	 0.2%
WE WERE FORCED OUT OF THE COUNTRY AND GHANA GOV'T HAD TO BRING US BACK		1	 0.2%
WE WERE REPATRIATED FROM THE COUNTRY		1	 0.2%

File : gh_qb_return

q706: For what reasons did you return to live in Ghana

Value	Label	Cases	Percentage
WE WERE SACK TO COME BACK TO OUR COUNTRY		1	0.2%
WE WERE SACKED (FORCED OUT) BY THE NIGERIA AUTHORITIES (GOVERNMENT		1	0.2%
WE WERE SACKED (DEPORTED)		1	0.2%
WHEN THE WAR STARTED I WAS AFRAID FOR MY LIFE AND HAD TO COME BACK HOME.		1	0.2%

Warning: these figures indicate the number of cases found in the data file. They cannot be interpreted as summary statistics of the population of interest.

q706c2: Reasons for return coded level 2

Information	[Type= discrete] [Format=numeric] [Range= 111-2147483624] [Missing=*]
Statistics [NW/ W]	[Valid=402 /-] [Invalid=1315 /-]
Universe	If Ego returned to Ghana at least once (long or short return)
Notes	Reasons for return coded level 2, constructed from the open variable q706 (detailed codes more than 20)

Value	Label	Cases	Percentage
111	Join partner	6	1.5%
112	Join relative	0	
113	To get married	3	0.7%
121	Accompany partner	6	1.5%
122	Accompany relative	0	
131	Family visit	8	2.0%
141	Family obligation / to take care of family	9	2.2%
142	Children education	8	2.0%
143	Miss my family/ to be protected by family/to get closer to f	8	2.0%
151	Death of partner	0	
152	Death of parent/ other relative	8	2.0%
153	Illness of partner	1	0.2%
154	Illness of parent/ other relative	8	2.0%
155	Divorce, problems with partner	6	1.5%
156	Cohabitation problems with co-partner	0	
157	Family problem	2	0.5%
161	Decision of somebody else	1	0.2%
162	Decision of partner	2	0.5%

File : gh_qb_return

q706c2: Reasons for return coded level 2

Value	Label	Cases	Percentage
163	Decision of a parent / another relative	5	1.2%
164	Return of parents / guardian	2	0.5%
171	Other family reasons	2	0.5%
211	End of contract / mission	19	4.7%
212	Unemployment/ no job opportunity/ difficulties to find a job	7	1.7%
213	Lost his job / fired	4	1.0%
214	Business doesn't work well	6	1.5%
215	Fed up with work abroad	1	0.2%
221	Look for a job	30	7.5%
222	Set a business / take care of his business	19	4.7%
223	Got an employment contract / mission	1	0.2%
227	Develop his skills / use his experience / got enough experience	0	
228	Work in catering / in agriculture / in a specific field	0	
229	Business trip	1	0.2%
230	To learn a job / a business	3	0.7%
231	To return back to his job	1	0.2%
311	End of studies abroad	18	4.5%
312	End of training abroad	1	0.2%
313	Pursue studies in his origin country	11	2.7%
314	End of the scholarship	0	
411	Financial problems / low earnings / higher earnings in Seneg	1	0.2%
412	Devaluation	0	
413	racism/ xenophobia	0	
414	Instability/ insecurity / war	6	1.5%
415	Fed up/deceived with life abroad / Fed up of people in host	7	1.7%
416	Hard living conditions	7	1.7%
511	Expulsion	11	2.7%
512	End of residence permit / no residence permit	15	3.7%
513	Committed offence and expulsion	0	
514	Got residence permit / citizenship	2	0.5%
516	End of stay	2	0.5%
517	Authorized to leave the country	1	0.2%
519	To make steps to leave the origin country	33	8.2%
611	Invest money	0	
612	Build or buy a house	0	
711	Other	16	4.0%
712	Illness/convalescent	1	0.2%
713	Recovery/end of the treatment	0	
714	Retirement/old age	1	0.2%
715	To go somewhere else	1	0.2%
716	Failed attempt	1	0.2%
717	Desire to return in home country / nostalgia	67	16.7%
718	To take a rest	2	0.5%

File : gh_qb_return

q706c2: Reasons for return coded level 2

Value	Label	Cases	Percentage
719	Death of a friend	1	0.2%
721	Things went bad / didn't go as planned	7	1.7%
723	Didn't reach his target	3	0.7%
724	Political reasons	1	0.2%
725	Improving conditions in origin country	1	0.2%
726	Had gathered enough money	8	2.0%
Sysmiss		1315	

Warning: these figures indicate the number of cases found in the data file. They cannot be interpreted as summary statistics of the population of interest.

q706c1: Reasons for return coded level 1

Information	[Type= discrete] [Format=numeric] [Range= 1-7] [Missing=*]
Statistics [NW/ W]	[Valid=402 /-] [Invalid=1315 /-]
Universe	If Ego returned to Ghana at least once (long or short return)
Notes	Reasons for return coded level 1, constructed from the open variable q706

Value	Label	Cases	Percentage
1	Family reasons	86	21.4%
2	Work - Job	92	22.9%
3	Studies	30	7.5%
4	Living conditions in the country	21	5.2%
5	Administrative reasons	64	15.9%
7	Others	109	27.1%
Sysmiss		1315	

Warning: these figures indicate the number of cases found in the data file. They cannot be interpreted as summary statistics of the population of interest.

q707: With whom did you return

Information	[Type= discrete] [Format=character] [Missing=*/b/.a/.c]
Statistics [NW/ W]	[Valid=411 /-] [Invalid=6 /-]
Definition	With family members: answers 1 to 8 Other persons: answers 9 and 10
Universe	If Ego returned to Ghana at least once (long or short return)
Literal question	707. With whom did you return: Multiple answers
Interviewer's instructions	Read:

Value	Label	Cases	Percentage
0		281	68.4%
03 06 07		1	0.2%
03 07		2	0.5%
06 07		1	0.2%
1		1	0.2%
1 2 4 5		1	0.2%
1 4		1	0.2%
1 4 5		1	0.2%
10		16	3.9%
2		3	0.7%

File : gh_qb_return

q707: With whom did you return

Value	Label	Cases	Percentage
2 4		1	0.2%
2 4 5		1	0.2%
2 5		1	0.2%
3		25	6.1%
3 4		1	0.2%
3 6		4	1.0%
3 6 7		9	2.2%
3 7		5	1.2%
3 9		1	0.2%
4		3	0.7%
4 9		1	0.2%
5		1	0.2%
6		10	2.4%
6 7		11	2.7%
7		6	1.5%
8		9	2.2%
9		12	2.9%
9 10		2	0.5%
.a		1	
.b		4	
.c		1	

Warning: these figures indicate the number of cases found in the data file. They cannot be interpreted as summary statistics of the population of interest.

q707_0: Return alone

Information	[Type= discrete] [Format=numeric] [Range= 0-1] [Missing=*]
Statistics [NW/ W]	[Valid=417 /-] [Invalid=1300 /-]
Universe	If Ego returned to Ghana at least once (long or short return)
Literal question	707. With whom did you return: Alone

Value	Label	Cases	Percentage
0	No	136	32.6%
1	Yes	281	67.4%
Sysmiss		1300	

Warning: these figures indicate the number of cases found in the data file. They cannot be interpreted as summary statistics of the population of interest.

q707_1: Return with father

Information	[Type= discrete] [Format=numeric] [Range= 0-1] [Missing=*]
Statistics [NW/ W]	[Valid=417 /-] [Invalid=1300 /-]
Universe	If Ego returned to Ghana at least once (long or short return)
Literal question	707. With whom did you return: Your father

Value	Label	Cases	Percentage
0	No	413	99.0%
1	Yes	4	1.0%

File : gh_qb_return

q707_1: Return with father

Value	Label	Cases	Percentage
Sysmiss		1300	

Warning: these figures indicate the number of cases found in the data file. They cannot be interpreted as summary statistics of the population of interest.

q707_2: Return with mother

Information	[Type= discrete] [Format=numeric] [Range= 0-1] [Missing=*]
Statistics [NW/ W]	[Valid=417 /-] [Invalid=1300 /-]
Universe	If Ego returned to Ghana at least once (long or short return)
Literal question	707. With whom did you return: Your mother

Value	Label	Cases	Percentage
0	No	410	98.3%
1	Yes	7	1.7%
Sysmiss		1300	

Warning: these figures indicate the number of cases found in the data file. They cannot be interpreted as summary statistics of the population of interest.

q707_3: Return with partner

Information	[Type= discrete] [Format=numeric] [Range= 0-1] [Missing=*]
Statistics [NW/ W]	[Valid=417 /-] [Invalid=1300 /-]
Universe	If Ego returned to Ghana at least once (long or short return)
Literal question	707. With whom did you return: Your partner

Value	Label	Cases	Percentage
0	No	369	88.5%
1	Yes	48	11.5%
Sysmiss		1300	

Warning: these figures indicate the number of cases found in the data file. They cannot be interpreted as summary statistics of the population of interest.

q707_4: Return with brother(s)

Information	[Type= discrete] [Format=numeric] [Range= 0-1] [Missing=*]
Statistics [NW/ W]	[Valid=417 /-] [Invalid=1300 /-]
Universe	If Ego returned to Ghana at least once (long or short return)
Literal question	707. With whom did you return: One or several brothers

Value	Label	Cases	Percentage
0	No	407	97.6%
1	Yes	10	2.4%
Sysmiss		1300	

Warning: these figures indicate the number of cases found in the data file. They cannot be interpreted as summary statistics of the population of interest.

q707_5: Return with sister(s)

Information	[Type= discrete] [Format=numeric] [Range= 0-1] [Missing=*]
Statistics [NW/ W]	[Valid=417 /-] [Invalid=1300 /-]
Universe	If Ego returned to Ghana at least once (long or short return)
Literal question	707. With whom did you return: One or several sisters

File : gh_qb_return

q707_5: Return with sister(s)

Value	Label	Cases	Percentage
0	No	412	98.8%
1	Yes	5	1.2%
Sysmiss		1300	

Warning: these figures indicate the number of cases found in the data file. They cannot be interpreted as summary statistics of the population of interest.

q707_6: Return with son(s)

Information	[Type= discrete] [Format=numeric] [Range= 0-1] [Missing=*]
Statistics [NW/ W]	[Valid=417 /-] [Invalid=1300 /-]
Universe	If Ego returned to Ghana at least once (long or short return)
Literal question	707. With whom did you return: One or several of your son(s)

Value	Label	Cases	Percentage
0	No	381	91.4%
1	Yes	36	8.6%
Sysmiss		1300	

Warning: these figures indicate the number of cases found in the data file. They cannot be interpreted as summary statistics of the population of interest.

q707_7: Return with daughter(s)

Information	[Type= discrete] [Format=numeric] [Range= 0-1] [Missing=*]
Statistics [NW/ W]	[Valid=417 /-] [Invalid=1300 /-]
Universe	If Ego returned to Ghana at least once (long or short return)
Literal question	707. With whom did you return: One or several of your daughter(s)

Value	Label	Cases	Percentage
0	No	382	91.6%
1	Yes	35	8.4%
Sysmiss		1300	

Warning: these figures indicate the number of cases found in the data file. They cannot be interpreted as summary statistics of the population of interest.

q707_8: Return with another relative

Information	[Type= discrete] [Format=numeric] [Range= 0-1] [Missing=*]
Statistics [NW/ W]	[Valid=417 /-] [Invalid=1300 /-]
Universe	If Ego returned to Ghana at least once (long or short return)
Literal question	707. With whom did you return: Another relative

Value	Label	Cases	Percentage
0	No	408	97.8%
1	Yes	9	2.2%
Sysmiss		1300	

Warning: these figures indicate the number of cases found in the data file. They cannot be interpreted as summary statistics of the population of interest.

q707_9: Return with friend(s)

Information	[Type= discrete] [Format=numeric] [Range= 0-1] [Missing=*]
Statistics [NW/ W]	[Valid=417 /-] [Invalid=1300 /-]
Universe	If Ego returned to Ghana at least once (long or short return)

File : gh_qb_return

q707_9: Return with friend(s)

Literal question 707. With whom did you return:
One or several friends

Value	Label	Cases	Percentage
0	No	401	<div><div></div></div> 96.2%
1	Yes	16	<div><div></div></div> 3.8%
Sysmiss		1300	

Warning: these figures indicate the number of cases found in the data file. They cannot be interpreted as summary statistics of the population of interest.

q707_10: Return with other

Information [Type= discrete] [Format=numeric] [Range= 0-1] [Missing=*]

Statistics [NW/ W] [Valid=417 /-] [Invalid=1300 /-]

Universe If Ego returned to Ghana at least once (long or short return)

Literal question 707. With whom did you return:
Other

Value	Label	Cases	Percentage
0	No	399	<div><div></div></div> 95.7%
1	Yes	18	<div><div></div></div> 4.3%
Sysmiss		1300	

Warning: these figures indicate the number of cases found in the data file. They cannot be interpreted as summary statistics of the population of interest.

q707_NR: Return with no answer

Information [Type= discrete] [Format=numeric] [Range= 0-1] [Missing=*]

Statistics [NW/ W] [Valid=417 /-] [Invalid=1300 /-]

Universe If Ego returned to Ghana at least once (long or short return)

Literal question 707. With whom did you return:
No answer

Value	Label	Cases	Percentage
0	No	411	<div><div></div></div> 98.6%
1	Yes	6	<div><div></div></div> 1.4%
Sysmiss		1300	

Warning: these figures indicate the number of cases found in the data file. They cannot be interpreted as summary statistics of the population of interest.

q707_a: Specify the return with another relative

Information [Type= discrete] [Format=character] [Missing=*.b]

Statistics [NW/ W] [Valid=8 /-] [Invalid=1 /-]

Universe If Ego returned to Ghana at least once (long or short return)
If q707_8 in 1

Literal question 707. With whom did you return:
Another relative => Specify

Value	Label	Cases	Percentage
AN AUNTIE		1	<div><div></div></div> 12.5%
AUNTIE		2	<div><div></div></div> 25.0%
AUNTY		1	<div><div></div></div> 12.5%
MY AUNTIE		1	<div><div></div></div> 12.5%
SISTER INLAW		1	<div><div></div></div> 12.5%
UNCLE		1	<div><div></div></div> 12.5%

File : gh_qb_return

q707_a: Specify the return with another relative

Value	Label	Cases	Percentage
UNCLE AND HIS FAMILY		1	12.5%
.b		1	

Warning: these figures indicate the number of cases found in the data file. They cannot be interpreted as summary statistics of the population of interest.

q707_b: Specify the return with other

Information	[Type= discrete] [Format=character] [Missing=*/.b]
Statistics [NW/ W]	[Valid=16 /-] [Invalid=2 /-]
Universe	If Ego returned to Ghana at least once (long or short return) If q707_10 in 1
Literal question	707. With whom did you return: Other => Specify

Value	Label	Cases	Percentage
COWORKERS		2	12.5%
COWORKERS,E		1	6.2%
DEPORTEES		1	6.2%
GROUP OF NURSES		1	6.2%
GUARDIAN AND HER FAMILY		1	6.2%
MY COWORKERS.		1	6.2%
OTHER GHANAIAAN MIGRANTS IN LIBYA		1	6.2%
OTHER MIGRANTS		1	6.2%
OTHER MIGRATNS		1	6.2%
OTHER POLICEMEN		4	25.0%
POLICE COLLEAGUES		1	6.2%
WORK COLLEAGUES		1	6.2%
.b		2	

Warning: these figures indicate the number of cases found in the data file. They cannot be interpreted as summary statistics of the population of interest.

q708: Which persons decided about your return

Information	[Type= discrete] [Format=character] [Missing=*/.b]
Statistics [NW/ W]	[Valid=402 /-] [Invalid=15 /-]
Definition	Family members: answers 1 to 8 Someone else: answers 9 to 11
Universe	If Ego returned to Ghana at least once (long or short return)
Literal question	708. Which persons decided about your return: Multiple answers

File : gh_qb_return

q708: Which persons decided about your return

Post-question	<p>If q708 in 0 => End of the interview, if the only answer</p> <p>FILTER : If Ego has or has had one or more members of his family or personal network outside Ghana => 709 Otherwise => 710</p>
----------------------	--

Interviewer's instructions	Read:
-----------------------------------	-------

Value	Label	Cases	Percentage
0		256	63.7%
0 1		1	0.2%
0 10		1	0.2%
0 11		1	0.2%
0 2		2	0.5%
0 3		23	5.7%
0 3 10		1	0.2%
0 4		2	0.5%
0 5		1	0.2%
0 6		1	0.2%
0 6 7		3	0.7%
0 9		5	1.2%
00 02 04 05		1	0.2%
1		6	1.5%
1 2		3	0.7%
1 2 8		2	0.5%
1 8		1	0.2%
10		35	8.7%
11		4	1.0%
2		4	1.0%
2 3 0		1	0.2%
3		21	5.2%
4		1	0.2%
5		2	0.5%
6		1	0.2%
8		5	1.2%
9		18	4.5%
.b		15	

Warning: these figures indicate the number of cases found in the data file. They cannot be interpreted as summary statistics of the population of interest.

q708_0: Decision alone

Information	[Type= discrete] [Format=numeric] [Range= 0-1] [Missing=*]
Statistics [NW/ W]	[Valid=417 /-] [Invalid=1300 /-]
Universe	If Ego returned to Ghana at least once (long or short return)
Literal question	708. Which persons decided about your return: Yourself

Value	Label	Cases	Percentage
0	No	117	28.1%
1	Yes	300	71.9%

File : gh_qb_return

q708_0: Decision alone

Value	Label	Cases	Percentage
Sysmiss		1300	

Warning: these figures indicate the number of cases found in the data file. They cannot be interpreted as summary statistics of the population of interest.

q708_1: Decision from father

Information	[Type= discrete] [Format=numeric] [Range= 0-1] [Missing=*]
Statistics [NW/ W]	[Valid=417 /-] [Invalid=1300 /-]
Universe	If Ego returned to Ghana at least once (long or short return)
Literal question	708. Which persons decided about your return: Your father

Value	Label	Cases	Percentage
0	No	404	96.9%
1	Yes	13	3.1%
Sysmiss		1300	

Warning: these figures indicate the number of cases found in the data file. They cannot be interpreted as summary statistics of the population of interest.

q708_2: Decision from mother

Information	[Type= discrete] [Format=numeric] [Range= 0-1] [Missing=*]
Statistics [NW/ W]	[Valid=417 /-] [Invalid=1300 /-]
Universe	If Ego returned to Ghana at least once (long or short return)
Literal question	708. Which persons decided about your return: Your mother

Value	Label	Cases	Percentage
0	No	404	96.9%
1	Yes	13	3.1%
Sysmiss		1300	

Warning: these figures indicate the number of cases found in the data file. They cannot be interpreted as summary statistics of the population of interest.

q708_3: Decision from partner

Information	[Type= discrete] [Format=numeric] [Range= 0-1] [Missing=*]
Statistics [NW/ W]	[Valid=417 /-] [Invalid=1300 /-]
Universe	If Ego returned to Ghana at least once (long or short return)
Literal question	708. Which persons decided about your return: Your partner

Value	Label	Cases	Percentage
0	No	371	89.0%
1	Yes	46	11.0%
Sysmiss		1300	

Warning: these figures indicate the number of cases found in the data file. They cannot be interpreted as summary statistics of the population of interest.

q708_4: Decision from brother(s)

Information	[Type= discrete] [Format=numeric] [Range= 0-1] [Missing=*]
Statistics [NW/ W]	[Valid=417 /-] [Invalid=1300 /-]
Universe	If Ego returned to Ghana at least once (long or short return)
Literal question	708. Which persons decided about your return: One or several brothers

File : gh_qb_return

q708_4: Decision from brother(s)

Value	Label	Cases	Percentage
0	No	413	<div><div></div></div> 99.0%
1	Yes	4	<div><div></div></div> 1.0%
Sysmiss		1300	

Warning: these figures indicate the number of cases found in the data file. They cannot be interpreted as summary statistics of the population of interest.

# q708_5: Decision from sister(s)			
Information	[Type= discrete] [Format=numeric] [Range= 0-1] [Missing=*]		
Statistics [NW/ W]	[Valid=417 /-] [Invalid=1300 /-]		
Universe	If Ego returned to Ghana at least once (long or short return)		
Literal question	708. Which persons decided about your return: One or several sisters		
Value	Label	Cases	Percentage
0	No	413	<div><div></div></div> 99.0%
1	Yes	4	<div><div></div></div> 1.0%
Sysmiss		1300	
Warning: these figures indicate the number of cases found in the data file. They cannot be interpreted as summary statistics of the population of interest.			
# q708_6: Decision from son(s)			
Information	[Type= discrete] [Format=numeric] [Range= 0-1] [Missing=*]		
Statistics [NW/ W]	[Valid=417 /-] [Invalid=1300 /-]		
Universe	If Ego returned to Ghana at least once (long or short return)		
Literal question	708. Which persons decided about your return: One or several of your son(s)		
Value	Label	Cases	Percentage
0	No	412	<div><div></div></div> 98.8%
1	Yes	5	<div><div></div></div> 1.2%
Sysmiss		1300	
Warning: these figures indicate the number of cases found in the data file. They cannot be interpreted as summary statistics of the population of interest.			
# q708_7: Decision from daughter(s)			
Information	[Type= discrete] [Format=numeric] [Range= 0-1] [Missing=*]		
Statistics [NW/ W]	[Valid=417 /-] [Invalid=1300 /-]		
Universe	If Ego returned to Ghana at least once (long or short return)		
Literal question	708. Which persons decided about your return: One or several of your daughter(s)		
Value	Label	Cases	Percentage
0	No	414	<div><div></div></div> 99.3%
1	Yes	3	<div><div></div></div> 0.7%
Sysmiss		1300	
Warning: these figures indicate the number of cases found in the data file. They cannot be interpreted as summary statistics of the population of interest.			
# q708_8: Decision from another relative			
Information	[Type= discrete] [Format=numeric] [Range= 0-1] [Missing=*]		
Statistics [NW/ W]	[Valid=417 /-] [Invalid=1300 /-]		
Universe	If Ego returned to Ghana at least once (long or short return)		
Literal question	708. Which persons decided about your return: Another relative		
Value	Label	Cases	Percentage
0	No	409	<div><div></div></div> 98.1%
1	Yes	8	<div><div></div></div> 1.9%
Sysmiss		1300	
Warning: these figures indicate the number of cases found in the data file. They cannot be interpreted as summary statistics of the population of interest.			

# q708_9: Decision from employer			
Information	[Type= discrete] [Format=numeric] [Range= 0-1] [Missing=*]		
Statistics [NW/ W]	[Valid=417 /-] [Invalid=1300 /-]		
Universe	If Ego returned to Ghana at least once (long or short return)		
Literal question	708. Which persons decided about your return: Your employer		
Value	Label	Cases	Percentage
0	No	394	<div><div></div></div> 94.5%
1	Yes	23	<div><div></div></div> 5.5%
Sysmiss		1300	
Warning: these figures indicate the number of cases found in the data file. They cannot be interpreted as summary statistics of the population of interest.			
# q708_10: Decision from the country where you lived			
Information	[Type= discrete] [Format=numeric] [Range= 0-1] [Missing=*]		
Statistics [NW/ W]	[Valid=417 /-] [Invalid=1300 /-]		
Universe	If Ego returned to Ghana at least once (long or short return)		
Literal question	708. Which persons decided about your return: The authorities of the country where you lived		
Value	Label	Cases	Percentage
0	No	380	<div><div></div></div> 91.1%
1	Yes	37	<div><div></div></div> 8.9%
Sysmiss		1300	
Warning: these figures indicate the number of cases found in the data file. They cannot be interpreted as summary statistics of the population of interest.			
# q708_11: Decision from other			
Information	[Type= discrete] [Format=numeric] [Range= 0-1] [Missing=*]		
Statistics [NW/ W]	[Valid=417 /-] [Invalid=1300 /-]		
Universe	If Ego returned to Ghana at least once (long or short return)		
Literal question	708. Which persons decided about your return: Other		
Value	Label	Cases	Percentage
0	No	412	<div><div></div></div> 98.8%
1	Yes	5	<div><div></div></div> 1.2%
Sysmiss		1300	
Warning: these figures indicate the number of cases found in the data file. They cannot be interpreted as summary statistics of the population of interest.			
# q708_NR: Decision from no answer			
Information	[Type= discrete] [Format=numeric] [Range= 0-1] [Missing=*]		
Statistics [NW/ W]	[Valid=417 /-] [Invalid=1300 /-]		
Universe	If Ego returned to Ghana at least once (long or short return)		
Literal question	708. Which persons decided about your return: No answer		
Value	Label	Cases	Percentage
0	No	402	<div><div></div></div> 96.4%
1	Yes	15	<div><div></div></div> 3.6%
Sysmiss		1300	
Warning: these figures indicate the number of cases found in the data file. They cannot be interpreted as summary statistics of the population of interest.			

# q708_a: Specify the decision from another relative			
Information	[Type= discrete] [Format=character] [Missing=*/.b]		
Statistics [NW/ W]	[Valid=8 /-] [Invalid=1 /-]		
Universe	If Ego returned to Ghana at least once (long or short return) If q708_8 in 1		
Literal question	708. Which persons decided about your return: Another relative => Specify		
Value	Label	Cases	Percentage
AN AUNTIE		1	12.5%
AUNTE		1	12.5%
AUNTIE		1	12.5%
AUNTY		1	12.5%
MY AUNTIE		1	12.5%
MY HUSBAND'S EMPLOYER		1	12.5%
UNCLE		2	25.0%
.b		1	
Warning: these figures indicate the number of cases found in the data file. They cannot be interpreted as summary statistics of the population of interest.			
# q708_b: Specify the decision from other			
Information	[Type= discrete] [Format=character] [Missing=*]		
Statistics [NW/ W]	[Valid=4 /-] [Invalid=0 /-]		
Universe	If Ego returned to Ghana at least once (long or short return) If q708_11 in 1		
Literal question	708. Which persons decided about your return: Other => Specify		
Value	Label	Cases	Percentage
FRIENDS		1	25.0%
GOVERNMENT OF GHANA		1	25.0%
GUARDIAN		1	25.0%
MY SCHOOL		1	25.0%
Warning: these figures indicate the number of cases found in the data file. They cannot be interpreted as summary statistics of the population of interest.			
# q709: Are they people who lived outside Ghana and whom we talked about before			
Information	[Type= discrete] [Format=numeric] [Range= 0-2147483624] [Missing=*]		
Statistics [NW/ W]	[Valid=111 /-] [Invalid=1606 /-]		
Universe	If Ego returned to Ghana at least once (long or short return) If q708 not in 0 If Ego has or has had one or more members of his family or personal network outside Ghana		
Literal question	709. Are these persons of your family or personal network who live or lived outside Ghana and about whom we talked before?		
Interviewer's instructions	If yes, write down the Migrant Code given in the GRID Column 4		
Value	Label	Cases	Percentage
0	No	42	37.8%
1	Yes	69	62.2%
Sysmiss		1606	
Warning: these figures indicate the number of cases found in the data file. They cannot be interpreted as summary statistics of the population of interest.			

# q709_a: Migrant code 1			
Information	[Type= discrete] [Format=numeric] [Range= 1-8] [Missing=*]		
Statistics [NW/ W]	[Valid=69 /-] [Invalid=1648 /-]		
Universe	If Ego returned to Ghana at least once (long or short return) If q708 not in 0 If Ego has or has had one or more members of his family or personal network outside Ghana If q709 in 1		
Literal question	709. Are these persons of your family or personal network who live or lived outside Ghana and about whom we talked before? Migrant code 1		
Interviewer's instructions	If yes, write down the Migrant Code given in the GRID Column 4		
Value	Label	Cases	Percentage
1		45	<div></div> 65.2%
2		11	<div></div> 15.9%
3		3	<div></div> 4.3%
4		5	<div></div> 7.2%
5		3	<div></div> 4.3%
7		1	<div></div> 1.4%
12		1	<div></div> 1.4%
Sysmiss		1648	
Warning: these figures indicate the number of cases found in the data file. They cannot be interpreted as summary statistics of the population of interest.			
# q709_b: Migrant code 2			
Information	[Type= discrete] [Format=numeric] [Range= 2-6] [Missing=*]		
Statistics [NW/ W]	[Valid=6 /-] [Invalid=1711 /-]		
Universe	If Ego returned to Ghana at least once (long or short return) If q708 not in 0 If Ego has or has had one or more members of his family or personal network outside Ghana If q709 in 1		
Literal question	709. Are these persons of your family or personal network who live or lived outside Ghana and about whom we talked before? Migrant code 2		
Interviewer's instructions	If yes, write down the Migrant Code given in the GRID Column 4		
Value	Label	Cases	Percentage
2		4	<div></div> 66.7%
3		2	<div></div> 33.3%
Sysmiss		1711	
Warning: these figures indicate the number of cases found in the data file. They cannot be interpreted as summary statistics of the population of interest.			
# q709_c: Migrant code 3			
Information	[Type= discrete] [Format=numeric] [Range= 3-3] [Missing=*]		
Statistics [NW/ W]	[Valid=2 /-] [Invalid=1715 /-]		
Universe	If Ego returned to Ghana at least once (long or short return) If q708 not in 0 If Ego has or has had one or more members of his family or personal network outside Ghana If q709 in 1		
Literal question	709. Are these persons of your family or personal network who live or lived outside Ghana and about whom we talked before? Migrant code 3		
Interviewer's instructions	If yes, write down the Migrant Code given in the GRID Column 4		

# q709_c: Migrant code 3			
Value	Label	Cases	Percentage
3		1	<div></div> 50.0%
5		1	<div></div> 50.0%
Sysmiss		1715	
Warning: these figures indicate the number of cases found in the data file. They cannot be interpreted as summary statistics of the population of interest.			
# q710: How would you qualify this return to Ghana			
Information	[Type= discrete] [Format=numeric] [Range= 1-2147483624] [Missing=*]		
Statistics [NW/ W]	[Valid=367 /-] [Invalid=1350 /-]		
Universe	If Ego returned to Ghana at least once (long or short return) If q708 not in 0		
Literal question	710. How would you qualify this return to Ghana?		
Value	Label	Cases	Percentage
1	It happened as you wanted	185	<div></div> 50.4%
2	It did not happen as you wanted	160	<div></div> 43.6%
3	It partially happened as you wanted	22	<div></div> 6.0%
Sysmiss		1350	
Warning: these figures indicate the number of cases found in the data file. They cannot be interpreted as summary statistics of the population of interest.			
# q711: Could you give me the reason for this			
Information	[Type= discrete] [Format=character] [Missing=*/.b]		
Statistics [NW/ W]	[Valid=347 /-] [Invalid=70 /-]		
Universe	If Ego returned to Ghana at least once (long or short return) If q708 not in 0		
Literal question	711. Could you please give me the reason for this?		
Interviewer's instructions	Note the precise answer in plain text.		
Value	Label	Cases	Percentage
AFTER UPGRADING MYSELF I WAS HAPPY TO COME BACK		1	<div></div> 0.3%
AFTER WHAT SHE HAD ACHIEVED, SHE WANTED TO GO BACK		1	<div></div> 0.3%
ALIENS WERE BEING ROUNDED UP AND DEPORTED		1	<div></div> 0.3%
ALSO I WANTED TO GET MARRIED		1	<div></div> 0.3%
ARRIVING SAFFELY WITHOUT ANYTHING HAPPENING TO ME		1	<div></div> 0.3%

q711: Could you give me the reason for this

Value	Label	Cases	Percentage
AS I SAID BEFORE I WAS DEPORTED		1	<div><div></div></div> 0.3%
AT LEAST I'M BACK IN MY OWN COUNTRY & HAVE STARTED		1	<div><div></div></div> 0.3%
AT LEAST I'M IN MY COUNTRY BUT NO MONEY TO WORK WI		1	<div><div></div></div> 0.3%
AT LEAST NO PRESURE IN THE SYSTEM AND THE WINTER W		1	<div><div></div></div> 0.3%
AUTHORITIES SACKED US TO OUR COUNTRY		1	<div><div></div></div> 0.3%
BECAUSE I WANTED TO WORK FOR SOME YEARS		1	<div><div></div></div> 0.3%
BECAUSE AFTER RECEIVEING MY TREATMENT, I STAYED ON		1	<div><div></div></div> 0.3%
BECAUSE BY THEN I HAD TO START SOMETHING		1	<div><div></div></div> 0.3%
BECAUSE DESPITE THE HARSH ECONOMIC SITUATION WHICH		1	<div><div></div></div> 0.3%
BECAUSE I ACHIEVED MY PURPOSE AND WANTED TO COME B		1	<div><div></div></div> 0.3%
BECAUSE I AHD PLANNED FOR IT		1	<div><div></div></div> 0.3%
BECAUSE I AM A GHANAIAAN AND ALSO I HAVE A FAMILY		1	<div><div></div></div> 0.3%
BECAUSE I CAME AT THE		1	<div><div></div></div> 0.3%

q711: Could you give me the reason for this

Value	Label	Cases	Percentage
PLANNED TIME			
BECAUSE I CAME DOWN JUST AT THE TIME I PLANNED		1	<div><div></div></div> 0.3%
BECAUSE I GOT AN OFFER FROM SG SSB TO WORK WITH TH		1	<div><div></div></div> 0.3%
BECAUSE I HAD PLANNED TO LIVE IN U.K. FOR A LONG		1	<div><div></div></div> 0.3%
BECAUSE I HAD THE INTENTION OF GOING TO ITALY SO		1	<div><div></div></div> 0.3%
BECAUSE I HAPPENED JUST AS PLANNED		1	<div><div></div></div> 0.3%
BECAUSE I JUST WENT TO DO BUSINESS		1	<div><div></div></div> 0.3%
BECAUSE I KNEW I WOULD BE SCHOOLING FOR 2 YEARS		1	<div><div></div></div> 0.3%
BECAUSE I LIKE THE SOCIAL LIFE IN GHANA.		1	<div><div></div></div> 0.3%
BECAUSE I LOVE MY COUNTRY		1	<div><div></div></div> 0.3%
BECAUSE I MISSED MY FAMILY AND I WAS FED UP THERE		1	<div><div></div></div> 0.3%
BECAUSE I PLANNED TO COME JUST AT THE TIME I CAME		1	<div><div></div></div> 0.3%
BECAUSE I REALLY ENJOY STAYING WITH MY HUSBAND BUT		1	<div><div></div></div> 0.3%

q711: Could you give me the reason for this

Value	Label	Cases	Percentage
BECAUSE I WANTED TO COME AND SETTLE		1	<div></div> 0.3%
BECAUSE I WANTED TO COME BACK HOME		1	<div></div> 0.3%
BECAUSE I WANTED TO COME BACK HOME TO MY PARENT VE		1	<div></div> 0.3%
BECAUSE I WANTED TO COME BACK I WAS ILL		1	<div></div> 0.3%
BECAUSE I WANTED TO COME BACK MYSELF.		1	<div></div> 0.3%
BECAUSE I WANTED TO COME BACK TO MY WORK		1	<div></div> 0.3%
BECAUSE I WANTED TO COME BACK.		1	<div></div> 0.3%
BECAUSE I WANTED TO COME HOME		1	<div></div> 0.3%
BECAUSE I WANTED TO RETURN MYSELF		1	<div></div> 0.3%
BECAUSE I WANTED TO RETURN TO GHANA		1	<div></div> 0.3%
BECAUSE I WANTED TO RETURN TO GHANA AND START WORK		1	<div></div> 0.3%
BECAUSE I WANTED TO SETTLE PERMANENTLY IN GHANA		1	<div></div> 0.3%
BECAUSE I WANTED TO STAY A LITTLE MORE IN ITALY		1	<div></div> 0.3%
BECAUSE I WANTED TO STAY LONGER BUT I WAS DEPORTED		1	<div></div> 0.3%

q711: Could you give me the reason for this

Value	Label	Cases	Percentage
BECAUSE I WANTED TO STAY THERE FOR SOME TIME SO TH		1	<div><div></div></div> 0.3%
BECAUSE I WAS DONE WITH MY COURSE		1	<div><div></div></div> 0.3%
BECAUSE I WATED TO COME BACK HOME		1	<div><div></div></div> 0.3%
BECAUSE I WENT THERE TO WORK&SAVE& ACHIEVED THAT		1	<div><div></div></div> 0.3%
BECAUSE I WOULD HAVE LOVE TO STAY THERE		1	<div><div></div></div> 0.3%
BECAUSE IT WAS A DEPORTATION NOT MY OWN DECISION.		1	<div><div></div></div> 0.3%
BECAUSE MY DADDY WAS NOT WELL AND I LOVED HIM SO H		1	<div><div></div></div> 0.3%
BECAUSE MY HUSBAND HAD COME TO GERMANY BY THEN AND		1	<div><div></div></div> 0.3%
BECAUSE MY YEARS FOR MY JOB THERE WAS OVER.		1	<div><div></div></div> 0.3%
BECAUSE OF SCHOOL		1	<div><div></div></div> 0.3%
BECAUSE SITUATIONS OR LIFE WAS BAD FOR ME		1	<div><div></div></div> 0.3%
BECAUSE THAT TIME I HAVE COMPLETED MY STUDIES		1	<div><div></div></div> 0.3%
BECAUSE THINGS WERE NOT GOOD		1	<div><div></div></div> 0.3%
BECAUSE THOUGH I WOULD BE		1	<div><div></div></div> 0.3%

q711: Could you give me the reason for this

Value	Label	Cases	Percentage
ALLOWED TO RENEW MY VISA			
BECAUSE WE WERE BBEATED, BRUSTALISED AND SACKED		1	<div><div></div></div> 0.3%
BECAUSE WE WERE BEATEN BRUTALIZED AND SACKED.		1	<div><div></div></div> 0.3%
BUSINESS IN GHANA DID NOT GO TOO WELL		1	<div><div></div></div> 0.3%
BUSINESS OF SELLING & BUYING WAS NOT LUCRATIVE		1	<div><div></div></div> 0.3%
CAME BACK TO CONTINE MY WORK		1	<div><div></div></div> 0.3%
DID NOT BRING ANYTHING ALONG		1	<div><div></div></div> 0.3%
DID WANTED TO COME BACK TO GHANA FOR BUSINESS.		1	<div><div></div></div> 0.3%
DON'T KNOW		1	<div><div></div></div> 0.3%
DUE TO THE PROBLEMS IN LAGOS COMING HOME IS JOY		1	<div><div></div></div> 0.3%
FAMILY CIRCUMSTANC		1	<div><div></div></div> 0.3%
FAMILY REASONS		1	<div><div></div></div> 0.3%
FELT I SHOULD COME BACK HOME.		1	<div><div></div></div> 0.3%
FOUND JOB RELATED TO MY STUDY IN CZECH REPUBLIC		1	<div><div></div></div> 0.3%
GOD'S WILL FOR ME TO RETURN		1	<div><div></div></div> 0.3%
HAD A LITTLE DELAY IN		1	<div><div></div></div> 0.3%

q711: Could you give me the reason for this

Value	Label	Cases	Percentage
COMING HOME			
HAD IT NOT BEEN THE SICKNESS I WOULD NOT HAVE COME		1	<div></div> 0.3%
HAD TO COME BACK AND WORK		1	<div></div> 0.3%
HAD TO COME BACK TO CHILDREN		1	<div></div> 0.3%
HAD TO COME HOME		1	<div></div> 0.3%
HAD TO COME HOME FOR GOOD		1	<div></div> 0.3%
HAPPENED JUST AS PLANNED		1	<div></div> 0.3%
HE BECAME FED UP, FOUND IT TOO EXPENSIVE		1	<div></div> 0.3%
HOME IS HOME.		1	<div></div> 0.3%
I ACHIEVE THE PURPOSE OF MY TRIP AND I HAD TO COME		1	<div></div> 0.3%
I ACHIEVED MY AIM OF ATRAVELLING TO NIGERIA TO EVA		1	<div></div> 0.3%
I ALSO WANTED TO COME HOME. I AM HAPPY TO COME HOM		1	<div></div> 0.3%
I AM BACK IN MY COUNTRY WITH MY FAMILY		1	<div></div> 0.3%
I AM BACK TO MY COUNTRY AND CARRYING ON WITH MY LI		1	<div></div> 0.3%
I AM BACK TO WHERE I WAS BORN I AM ALSO NOW MARRIE		1	<div></div> 0.3%

q711: Could you give me the reason for this

Value	Label	Cases	Percentage
I AM HAPPY TO COME BACK HOME		1	<div></div> 0.3%
I AM HAPPY TO COME BACK TO MY OWN COUNTRY		1	<div></div> 0.3%
I AM JUST MISSING GHANA EVEN THOUGH I NEVER WANTED		1	<div></div> 0.3%
I ARRIVED HOME SAFELY		1	<div></div> 0.3%
I ARRIVED SAFELY AND WELL SO FAR.		1	<div></div> 0.3%
I ARRIVED SAFELY TO MY OWN COUNTRY AND TO MY FAMIL		1	<div></div> 0.3%
I BECAME AFRAID LIVING THERE AGAIN SINCE I HAD NO		1	<div></div> 0.3%
I BELIEVE I COULD HAVE ACHIEVED MORE THAN I DID IF		1	<div></div> 0.3%
I BELIEVED I HAD OVER STAYED MY VISIT		1	<div></div> 0.3%
I CAME AT THE TIME I WANTED TO COME		1	<div></div> 0.3%
I CAME BACK AS I PLANNED		1	<div></div> 0.3%
I CAME BACK HOME SAFELY		1	<div></div> 0.3%
I CAME BACK IN PEACE. I HAVE FAMILY NOW AND MY WIF		1	<div></div> 0.3%
I CAME BACK PEACE FULLY.THINGS WENT WELL AS ORIGI		1	<div></div> 0.3%

q711: Could you give me the reason for this

Value	Label	Cases	Percentage
I CAME BACK SAFELY AND SOUND		1	<div><div></div></div> 0.3%
I CAME BACK SAFELY AND WAS ABLE TO CONTINUE WITH		1	<div><div></div></div> 0.3%
I CAME BACK SAFELY WITH MY HUSBAND TO CONTINUE LIF		1	<div><div></div></div> 0.3%
I CAME BACK WHEN I WANTED TO		1	<div><div></div></div> 0.3%
I CAME BACK WITH AT LEAST SOME GOOD THINGS TO SHOW		1	<div><div></div></div> 0.3%
I CAME FOR A SHORT VISIT & LATER GOT MARRIED SO I		1	<div><div></div></div> 0.3%
I CAME HOME AND EVEN GOTTEN A BETTER POSITION AT W		1	<div><div></div></div> 0.3%
I CAME TO THE TIME I PLANNED		1	<div><div></div></div> 0.3%
I COULD HAVE GOTTEN MORE MONEY THAN I GOT BUT I		1	<div><div></div></div> 0.3%
I COULD NOT ACHIEVE MY AIM OF TRAVELLING TO GERMAN		1	<div><div></div></div> 0.3%
I DECIDED TO COME BACK AND NOTHING STOPPED MY COUN		1	<div><div></div></div> 0.3%
I DECIDED TO COME HOME		1	<div><div></div></div> 0.3%
I DECIDED TO COME HOME BY MY OWN WISH		1	<div><div></div></div> 0.3%
I DECIDED TO COME HOME MYSELF AND		1	<div><div></div></div> 0.3%

q711: Could you give me the reason for this

Value	Label	Cases	Percentage
I GOT HOME SAFEL			
I DECIDED TO COME MYSELF. I WAS NOT FORCED OUT		1	<div><div></div></div> 0.3%
I DID NOT COME BACK ON MY OWN WILL.		1	<div><div></div></div> 0.3%
I DID NOT COME BECAUSE I WANTED BUT BECAUSE I DEP		1	<div><div></div></div> 0.3%
I DID NOT FACE ANY PROBLEMS COMING BACK I AM ALSO		1	<div><div></div></div> 0.3%
I DID NOT GET ENOUGH MONEY TO SET UP BIG BUSINESS		1	<div><div></div></div> 0.3%
I DID NOT GET WHAT I HAVE DREAMED ABOUT		1	<div><div></div></div> 0.3%
I DID NOT HAVE ANY PROBLEMS.		1	<div><div></div></div> 0.3%
I DID NOT INTEND TO STAY IN NIGERIA PERMANENTLY		1	<div><div></div></div> 0.3%
I DID NOT PLAN TO COME BACK NOW. I WILL GO AGAIN.		1	<div><div></div></div> 0.3%
I DID NOT PLAN TO COME SO SOON		1	<div><div></div></div> 0.3%
I DID NOT WANT TO COME BACK BUT MY HUSBAND INSISTE		1	<div><div></div></div> 0.3%
I DID NOT WANT TO COME BACK.		1	<div><div></div></div> 0.3%

q711: Could you give me the reason for this

Value	Label	Cases	Percentage
I DID NOT WANT TO COME HOME		1	0.3%
I DID NOT WANT TO STAY FOR LONG		1	0.3%
I DID WANT MYSELF IN THE HANDS OF LAW ENFORCEMENT		1	0.3%
I DIDN'T GET ENOUGH MONEY WHEN I RETURNED SO I HAD		1	0.3%
I DIDN'T PLAN TO COME AND STAY, BUT FOR MY FAMILY		1	0.3%
I DIDN'T RETURN AT MY OWN FREE WILL		1	0.3%
I EXPECTED LIFE TO BE BETTER IN LONDON THAN IN GHA		1	0.3%
I FELT IT WOULD BE BETTER IN GHANA IF I COME SO I		1	0.3%
I FELT WE HAD OVERSTAYED IN SOMEONES COUNTRY SO I		1	0.3%
I GOT BACK SAFELY AND EVEN GOT A JOB AT MY CURRENT		1	0.3%
I GOT SOME MONEY & I HAVE SETTLE DOWN TO ESTABLISH		1	0.3%
I HAD ACCUMULATE A LOT OF WEALTH SO I WAS HAPPY		1	0.3%
I HAD ALWAYS WANTED TO COME BACK		1	0.3%

q711: Could you give me the reason for this

Value	Label	Cases	Percentage
TO GHANA. I WENT			
I HAD COMPLETED MY EDUCATION THEREFORE PURPOSE FOR		1	<div><div></div></div> 0.3%
I HAD ENOUGH MONEY TO OPEN MY SHOP AND SETTLE DOWN		1	<div><div></div></div> 0.3%
I HAD ENOUGH MONEY TO START MY OWN BUSSINESS.		1	<div><div></div></div> 0.3%
I HAD FINISHED WITH THE PROJECT SO I CAME BACK		1	<div><div></div></div> 0.3%
I HAD FINISHED WITH WHAT I WENT TO ENGLAND TO DO		2	<div><div></div></div> 0.6%
I HAD FULFILLED MY MISSION THERE. I COMPLETED MY D		1	<div><div></div></div> 0.3%
I HAD NO PROBLEMS AND MY PAPERS		1	<div><div></div></div> 0.3%
I HAD NOT PLANNED TO COME BACK BUT WE WERE FORCED		1	<div><div></div></div> 0.3%
I HAD PLANNED EARLIER TO STAY FOR 10 YEARS BUT I S		1	<div><div></div></div> 0.3%
I HAD PLANNED TO STAY THER PERMANENTLY		1	<div><div></div></div> 0.3%
I HAD SOME LITTLE PROBLEM WITHTHE AUTHORITIES		1	<div><div></div></div> 0.3%

q711: Could you give me the reason for this

Value	Label	Cases	Percentage
I HAD TO COME BECAUSE MY MOTHER WAS DEAD		1	<div></div> 0.3%
I HAD TO COME SINCE I HAD NO ONE TO TAKE CARE OF M		1	<div></div> 0.3%
I HAD WANTD TO STAY THERE BUT I HAD NO OPTION THAN		1	<div></div> 0.3%
I HAD WANTED TO LIVE THERE BUT DUE TO SOME CIRCUMS		1	<div></div> 0.3%
I HAD WANTED TO STAY A LITTLE LONGER THAN WHAT HAP		1	<div></div> 0.3%
I HAD WANTED TO STAY IN GERMANY FOR 20 YEARS.		1	<div></div> 0.3%
I HAD WANTED TO WORK MORE AND GET ENOUGH MONEY		1	<div></div> 0.3%
I HAVE ALWAYS WANTED TO HAVE A BUSINESS IN GHANA		1	<div></div> 0.3%
I HAVE GOTTEN WORK TO DO AND I HAVE MADE PROGRESS		1	<div></div> 0.3%
I HAVE JOINED MY FAMILY AGAIN		1	<div></div> 0.3%
I HAVE LEARN A TRADE, I CAME TO		1	<div></div> 0.3%

q711: Could you give me the reason for this

Value	Label	Cases	Percentage
STAY WITH MY FATHE			
I HAVE LEARNT SOME TRADE & HAVE ESTABLISH MY OWN B		1	<div><div></div></div> 0.3%
I HAVE RESETTLED WITH MY FAMILY AND I HAVE A GOOD		1	<div><div></div></div> 0.3%
I HAVE RETURNED & START OVER MY LIFE BACK HERE.		1	<div><div></div></div> 0.3%
I HAVE RETURNED & STARTED A NEW LIFE WITH MY NUCLE		1	<div><div></div></div> 0.3%
I HAVE RETURNED PEACEFULLY TO MY COUNTRY		1	<div><div></div></div> 0.3%
I HAVE RETURNED TO MY FAMILY ESPECIALLY MY KIDS		1	<div><div></div></div> 0.3%
I HAVE SETTLE DOWN & ENJOYING MY OWN COUNTRY		1	<div><div></div></div> 0.3%
I HAVE SETTLED IN GHAT & MOVING ON WITH MY LIFE		1	<div><div></div></div> 0.3%
I JUST CAME FUNERAL BUT IFELT SICK WHEN I CAME I		1	<div><div></div></div> 0.3%
I JUST DECIDED TO COME AND I CAME.		1	<div><div></div></div> 0.3%
I JUST WANTED TO COME BACK		1	<div><div></div></div> 0.3%
I JUST WANTED TO		1	<div><div></div></div> 0.3%

q711: Could you give me the reason for this

Value	Label	Cases	Percentage
COME BACK HOME.			
I JUST WANTED TO COME BACK TO GHANA THAN LIVE IN		1	<div><div></div></div> 0.3%
I JUST WANTED TO COME SO IT HAPPENED AS I WANTED		1	<div><div></div></div> 0.3%
I JUST WANTED TO RESETTLE HOME AND NOTHING ELSE		1	<div><div></div></div> 0.3%
I JUST WANTED TO SETTLE BACK HOME IN GHANA.		1	<div><div></div></div> 0.3%
I KNEW HIM AS A FRIEND BUT HE DID NOT PROPOSE TO M		1	<div><div></div></div> 0.3%
I KNEW MY TIME WAS UP I WAS READY FOR THAT.		1	<div><div></div></div> 0.3%
I LOST MY JOB		1	<div><div></div></div> 0.3%
I LOVE FOOTBALL SO I WANTED TO CONTINUE PLAYING		1	<div><div></div></div> 0.3%
I MISS MY FAMILY WANTED TO SEE THEM		1	<div><div></div></div> 0.3%
I NEVER INTENDED TO RETURN AT THAT TIME		1	<div><div></div></div> 0.3%
I NEVER WANTED TO RETURD WITH MY HUSBAND.		1	<div><div></div></div> 0.3%
I NEVER WANTED TO RETURN TO GHANA SO SOON		1	<div><div></div></div> 0.3%
I ONLY HAD THE INTENTION OF		1	<div><div></div></div> 0.3%

q711: Could you give me the reason for this

Value	Label	Cases	Percentage
SCHOOLING IN INDIA AND			
I PERSONALLY HAD NO INTENTION TO STAY		1	<div><div></div></div> 0.3%
I PLANNED IT.		1	<div><div></div></div> 0.3%
I PLANNED TO COME BACK JUST AT THE EXACT TIME I EX		1	<div><div></div></div> 0.3%
I REALISED I WAS GROWING OLD AND WANTED TO SETTLE		1	<div><div></div></div> 0.3%
I RETURN SOUND AND SAFELY AND WITH MY FAMILY NOW		1	<div><div></div></div> 0.3%
I RETURNED TO MY FAMILY		1	<div><div></div></div> 0.3%
I THANK GOD I DIDN'T DIE THERE IT WAS HELL		1	<div><div></div></div> 0.3%
I WANT BACK TO SCHOOL AND ALSO HAD MY KIDS		1	<div><div></div></div> 0.3%
I WANTED A PERMANENT STAY IN THE U.S.A		1	<div><div></div></div> 0.3%
I WANTED TO BE HOME AFTER A LONG PERIOD		1	<div><div></div></div> 0.3%
I WANTED TO COME AND STAY IN MY COUNTRY		1	<div><div></div></div> 0.3%
I WANTED TO COME AND WORK IN MY OWN COUNTRY.		1	<div><div></div></div> 0.3%
I WANTED TO COME BACK HOME TO SETTLE.		1	<div><div></div></div> 0.3%
I WANTED TO COME BACK HOME, BUT		1	<div><div></div></div> 0.3%

q711: Could you give me the reason for this

Value	Label	Cases	Percentage
NOT DURING A WAR T			
I WANTED TO COME HOME		1	<div></div> 0.3%
I WANTED TO COME HOME AND SETTLE.		1	<div></div> 0.3%
I WANTED TO COME HOME TO MY MOTHER AND SIBLINGS.		1	<div></div> 0.3%
I WANTED TO ESTABLISH MYSELF		1	<div></div> 0.3%
I WANTED TO JUST COME BACK HOME TO MY FAMILY		1	<div></div> 0.3%
I WANTED TO MAKE SOME MONEY & FURTHER MY EDUCATION		1	<div></div> 0.3%
I WANTED TO RETURN AFTER MY VISIT.		1	<div></div> 0.3%
I WANTED TO RETURN HOME		2	<div></div> 0.6%
I WANTED TO RETURN I HAD NO IRREGULARITIES		1	<div></div> 0.3%
I WANTED TO RETURN TO GHANA		1	<div></div> 0.3%
I WANTED TO RETURN TO SETTLE & WORK WITH THE KNOWL		1	<div></div> 0.3%
I WANTED TO SETTLE PERMANENTLY IN GHANA		1	<div></div> 0.3%
I WANTED TO STAY A LITTLE LONGER AND MAKE SOME		1	<div></div> 0.3%
I WANTED TO STAY FOR SOMETIME TO WORK.		1	<div></div> 0.3%
I WANTED TO STAY SOME		1	<div></div> 0.3%

q711: Could you give me the reason for this

Value	Label	Cases	Percentage
MORE BUT NO LONGER ENJOYED			
I WANTED TO STAY THERE A LITTLE THERE LONGER.		1	<div><div></div></div> 0.3%
I WANTED TO STAY THERE AND WORKED A WELL WITH MY M		1	<div><div></div></div> 0.3%
I WANTED TO STAY THERE FOR SOME YEARS AND ATTEMPT		1	<div><div></div></div> 0.3%
I WANTED TO STAY THERE LONGER. I THEN AND A WELL P		1	<div><div></div></div> 0.3%
I WANTED TO STAY WORK AND GET MONEY		1	<div><div></div></div> 0.3%
I WANTED TO WORK AND EARN SOME MONEY THERE.		1	<div><div></div></div> 0.3%
I WANTED TO WORK THERE BUT COULD NOT FIND ANY		1	<div><div></div></div> 0.3%
I WAS ABLE TO MEET FAMILY		1	<div><div></div></div> 0.3%
I WAS COMING TO MY UNCLES FUNERAL AND AT THE SAME		1	<div><div></div></div> 0.3%
I WAS DEPORTED		1	<div><div></div></div> 0.3%
I WAS DEPORTED SO I HAD NO PREPARATION DONE. IT TO		1	<div><div></div></div> 0.3%
I WAS DEPORTED WHILES I HAD NOT PREPARED		1	<div><div></div></div> 0.3%
I WAS DEPORTED.		1	<div><div></div></div> 0.3%

q711: Could you give me the reason for this

Value	Label	Cases	Percentage
I WAS DISSAPPOINTEI WHEN I CAME BACK TO SEE AND		1	<div><div></div></div> 0.3%
I WAS DISTURB BY ANY BODY I JUST DECIDED TO COME B		1	<div><div></div></div> 0.3%
I WAS FED UP WITH LIFE OUTSIDE GHANA		1	<div><div></div></div> 0.3%
I WAS GETTING GOOD MONEY THERE SO I DID NOT WANT T		1	<div><div></div></div> 0.3%
I WAS IMPRISONED THE VERY DAY I SET FOOT IN THE		1	<div><div></div></div> 0.3%
I WAS MAKING ENOUGH MONEY SO I FELT IT COULD GO FO		1	<div><div></div></div> 0.3%
I WAS NOT DRIVEN BY ANY GOVERN MENTAL POLICIES TO		1	<div><div></div></div> 0.3%
I WAS NOT HAVING ENOUGH MONEY		1	<div><div></div></div> 0.3%
I WAS NOT PREPARED TO COME BACK TO GHANA		1	<div><div></div></div> 0.3%
I WAS NOT PREPARED TO COME BUT HAD TO DO SO BECAUS		1	<div><div></div></div> 0.3%
I WAS NOT READY TO RETURN BUT WAS FORCED BACK DUE		1	<div><div></div></div> 0.3%
I WAS NOT WILLING TO COME BUT B'COS OF THE OUTBREA		1	<div><div></div></div> 0.3%

q711: Could you give me the reason for this

Value	Label	Cases	Percentage
I WAS SACKED		1	 0.3%
I WAS TAKEN BACK FOR MY BAD BEHAVIOR		1	 0.3%
I WAS TAKEN BACK FOR MY BAD BEHAVIOUR		1	 0.3%
I WAS TIRED OF LIFE OUTSIDE GHANA		1	 0.3%
I WAS WILLING TO COME AT ALL WENT THROUGH AS I PLA		1	 0.3%
I WASN'T HAPPY THERE AND ALSO BECAUSE OF LANGUAGE		1	 0.3%
I WASTED TO COME		1	 0.3%
I WENT THROUGH THE RIGHT PROCESS WHEN I EXTENDED M		1	 0.3%
I WILLINGLY DECIDED TO COME BACK		1	 0.3%
I WOULD HAVE BEEN FAR RICHER THAN THIS. THE WORK T		1	 0.3%
I WOULD HAVE LOVED TO CONTINUE WORKING THER BUT MY		1	 0.3%
I'M BACK IN MY OWN COUNTRY AT LEAST		1	 0.3%
I'M BACK TO MY COUNTRY & TO MY FAMILY		1	 0.3%
I'M BACK TO MY PEACEFUL COUNTRY		1	 0.3%
INITIALLY I WANTED TO LIVE THERE		1	 0.3%

q711: Could you give me the reason for this

Value	Label	Cases	Percentage
FOR ABOUT 5 YRS			
INITIALLY WANTED TO GO TO EUROPE BUT LOST INTEREST		1	<div><div></div></div> 0.3%
IT CAME AT THE TIME WE WERE NOT EXPECTING TO LEAVE		1	<div><div></div></div> 0.3%
IT DID NOT REALLY HAPPEN AS I WANTED		1	<div><div></div></div> 0.3%
IT OCCURED JUST AS I PLANED		1	<div><div></div></div> 0.3%
IT TOOK LONGER THAN EXPECTED . REMAINED IN GHANA.		1	<div><div></div></div> 0.3%
IT WAS NORMAL		1	<div><div></div></div> 0.3%
IT WAS NOT TIME FOR ME TO RETURN		1	<div><div></div></div> 0.3%
IT WAS OUR DECISION		1	<div><div></div></div> 0.3%
IT WORKED AS I PLANNED.		1	<div><div></div></div> 0.3%
JUST AS I WANTED		2	<div><div></div></div> 0.6%
JUST AS PLANNED		6	<div><div></div></div> 1.7%
JUST HAD ENOUGH OF THE UK AND WANTED A CHANGE		1	<div><div></div></div> 0.3%
JUST NEEDED TO BE IN GHANA TO SEE MY FAMILY		1	<div><div></div></div> 0.3%
LIFE WAS GOOD IN NIGERIA I HAD 32 WORKERS UNDER ME		1	<div><div></div></div> 0.3%
MOTHER NEEDED ME		1	<div><div></div></div> 0.3%

q711: Could you give me the reason for this

Value	Label	Cases	Percentage
MY 2ND WIFE HAS STOLEN MY MONEY & PASSPORT SO I CA		1	<div><div></div></div> 0.3%
MY BUSINESS COLLAPSED AND CHILDREN COULD NOT SETTL		1	<div><div></div></div> 0.3%
MY BUSINESS IS NOT BOOMING. THINGS ARE HARD		1	<div><div></div></div> 0.3%
MY FAMILY WAS GIVING ME PRESSURE TO RETURN		2	<div><div></div></div> 0.6%
MY GUARDIAN WAS ON CONTRACT WHICH HAD COME TO AND		1	<div><div></div></div> 0.3%
MY HUSBAND MARRIED ANOTHER PERSON SO I HAD TO RETU		1	<div><div></div></div> 0.3%
MY HUSBAND WAS SICK		1	<div><div></div></div> 0.3%
MY MOTHER WAS COMING BACK TO GHANA		1	<div><div></div></div> 0.3%
MY PARENTS WERE RETURNING		1	<div><div></div></div> 0.3%
MY PARNTER DISAPPOINTED ME THERE THAT'S WHY I CAME		1	<div><div></div></div> 0.3%
MY PARTNER MANAGE TO GET ME A RESIDENT PERMIT		1	<div><div></div></div> 0.3%
MY STAY AS WELL AS MY EDUCATION WAS COMPLETED HAD		1	<div><div></div></div> 0.3%
MY VISIT WAS OVER AND I WANTED TO		1	<div><div></div></div> 0.3%

q711: Could you give me the reason for this

Value	Label	Cases	Percentage
RETURN TO MY WOR			
NO BODY DRIVE ME AWAY IT HAPPEND AS I HAD PLANED		1	<div><div></div></div> 0.3%
NO INTEREST IN LIVING IN GABON		1	<div><div></div></div> 0.3%
NO PROBLEM AT THE BORDER		1	<div><div></div></div> 0.3%
NO PROBLEMS WHILE RETURNING		1	<div><div></div></div> 0.3%
NO REASON		1	<div><div></div></div> 0.3%
PLANNED JUST AT THE TIME I RETURNED		1	<div><div></div></div> 0.3%
PLANNED OF COMING EARLIER BUR FAILED DUE TO NOT PR		1	<div><div></div></div> 0.3%
PLANNED TO SPEND JUST A YEAR BUT ENDED UP SPENDING		1	<div><div></div></div> 0.3%
RETURN TO GHANA WAS NOT PLANNED, SO LIFE WAS DIFFE		1	<div><div></div></div> 0.3%
RETURNED TO STUDY,DECIDE TO GO TO THE UK TO STUDY		1	<div><div></div></div> 0.3%
STAY EXPIRED		1	<div><div></div></div> 0.3%
SURE, IT WAS VERY OKAY. SINCE I CAME HOME WILLING		1	<div><div></div></div> 0.3%
THE BUSINESS WAS SUCCESSFUL AND STILL FLOURISHES		1	<div><div></div></div> 0.3%
THE FISHING HERE IS BAD & THE ECONOMY TOO IS TOO T		1	<div><div></div></div> 0.3%

q711: Could you give me the reason for this

Value	Label	Cases	Percentage
THE FISHING HERE WAS ALSO NOT GOING WELL SO HE HAD		1	<div><div></div></div> 0.3%
THE LIVING CONDITION THERE ALSO CHANGED DRASTICALL		1	<div><div></div></div> 0.3%
THE SICKNESS OF MY SON MADE ME RETURN.		1	<div><div></div></div> 0.3%
THE TIME I WANTED TO RETURN WAS NOT DUE		1	<div><div></div></div> 0.3%
THE WORK LOAD THERE WAS TOO MUCH. I AM HAPPY TO CO		1	<div><div></div></div> 0.3%
THERE IS NO RESTRICTION ON ANYTHING IN MY COUNTRY		1	<div><div></div></div> 0.3%
THERE WAS NOTHING ELSE TO DO		1	<div><div></div></div> 0.3%
THING WE WORSENING BACK THERE SO WE DECIDED TO COM		1	<div><div></div></div> 0.3%
THINGS ARE NOT GOING THE WAY I WANTED IT TO BACK I		1	<div><div></div></div> 0.3%
THINGS ARE NOT WORKING TO EXPECTATION		1	<div><div></div></div> 0.3%
TO COME BACK AND ENHANCE MY SKILLS		1	<div><div></div></div> 0.3%
TO COME BACK AND MARRY HERE		1	<div><div></div></div> 0.3%
TO WORK IN MY COUNTRY TO HELP DEVELOP THE COUNTRY		1	<div><div></div></div> 0.3%
USED TO UK LIFE.HAD		1	<div><div></div></div> 0.3%

q711: Could you give me the reason for this

Value	Label	Cases	Percentage
TO LIFE IN GHANA WITHOUT PARTN			
VISA EXPIRED THUS WHY I CAME BACK		1	<div></div> 0.3%
WANTED AS TO RETURN AND RETURNED		1	<div></div> 0.3%
WANTED TO COME AND COMPLETE MY EDUCATION		1	<div></div> 0.3%
WANTED TO COME AND CONTINUE MY WORK		1	<div></div> 0.3%
WANTED TO COME BACK		1	<div></div> 0.3%
WANTED TO COME BACK HOME		1	<div></div> 0.3%
WANTED TO COME BACK HOME AND ESTABLISH MY SELF		1	<div></div> 0.3%
WANTED TO COME BACK HOME AND SEE MY FAMILY		1	<div></div> 0.3%
WANTED TO COME HOME		1	<div></div> 0.3%
WANTED TO COME TO FAMILY		1	<div></div> 0.3%
WANTED TO SET UP BUSINESS WHICH WAS SUCCESFUL BUT		1	<div></div> 0.3%
WAS RUSHED TO COME BECAUSE MY MOTHER WAS ILL SO I		1	<div></div> 0.3%
WE CAME BACK SAFELY		1	<div></div> 0.3%
WE HAD TO COME TO GHANA		1	<div></div> 0.3%
WE HAD WANTED TO TREAT HIS		1	<div></div> 0.3%

# q711: Could you give me the reason for this			
Value	Label	Cases	Percentage
SICKNESS BUT UNFORTUNAT			
WE HAVE SETTLED DOWN IN OUR COUNTRY & MOVING WITH		1	<div><div></div></div> 0.3%
WE HAVE TWO LOVELY KIDS. A HAPPY FAMILY MY WIFE WA		1	<div><div></div></div> 0.3%
WE JUST HAD TO COME AFTER STAYING IN ANOTHER COUNT		1	<div><div></div></div> 0.3%
WE RETURNED WITHOUT MY HUSBAND MARRYING ANOTHER		1	<div><div></div></div> 0.3%
WE WANTED TO COME BACK HOME		1	<div><div></div></div> 0.3%
WE WERE DEPORTED		1	<div><div></div></div> 0.3%
WENT THERE FOR A VIST SO I HAVE TO COME BACK		1	<div><div></div></div> 0.3%
WHEN I COMPLETE THE COURSE I CAME BACK JUST AS PLA		1	<div><div></div></div> 0.3%
WOULD HAVE LOVED TO STAY THERE		1	<div><div></div></div> 0.3%
WOULD HAVE PREFERRED TO STAY		1	<div><div></div></div> 0.3%
YOU JUST HAVE TO RETURN. YOU HAVE NO CHOICE		1	<div><div></div></div> 0.3%
.b		70	
<i>Warning: these figures indicate the number of cases found in the data file. They cannot be interpreted as summary statistics of the population of interest.</i>			
# q711c1: Return coded level 1			
Information	[Type= discrete] [Format=numeric] [Range= 1-2147483624] [Missing=*]		
Statistics [NW/ W]	[Valid=328 /-] [Invalid=1389 /-]		
Universe	If Ego returned to Ghana at least once (long or short return)		

# q711c1: Return coded level 1			
	If q708 not in 0		
Notes	Reasons of qualification coded level 1, constructed from the open variable q711		
Value	Label	Cases	Percentage
1	Positive course of return	209	<div><div></div></div> 63.7%
2	Negative course of return	119	<div><div></div></div> 36.3%
Sysmiss		1389	
Warning: these figures indicate the number of cases found in the data file. They cannot be interpreted as summary statistics of the population of interest.			
# q711c2: Return coded level 2			
Information	[Type= discrete] [Format=numeric] [Range= 11-2147483624] [Missing=*]		
Statistics [NW/ W]	[Valid=328 /-] [Invalid=1389 /-]		
Universe	If Ego returned to Ghana at least once (long or short return) If q708 not in 0		
Notes	Reasons of qualification coded level 2, constructed from the open variable q711		
Value	Label	Cases	Percentage
11	Willingness to return	95	<div><div></div></div> 29.0%
12	No difficulty/problem for return	16	<div><div></div></div> 4.9%
13	Rejoin family	13	<div><div></div></div> 4.0%
14	Professional projects in origin country	20	<div><div></div></div> 6.1%
15	End of the project abroad	28	<div><div></div></div> 8.5%
16	Hard conditions abroad	9	<div><div></div></div> 2.7%
17	Preference for origin country	8	<div><div></div></div> 2.4%
18	Weariness of life abroad	9	<div><div></div></div> 2.7%
19	Other reason positive return	11	<div><div></div></div> 3.4%
21	Willingness to stay there	26	<div><div></div></div> 7.9%
22	Return against his will/hard return conditions	16	<div><div></div></div> 4.9%
23	Hard return conditions	18	<div><div></div></div> 5.5%
24	Return occurred at the wrong time	6	<div><div></div></div> 1.8%
25	Family problems	14	<div><div></div></div> 4.3%
26	Unsatisfaction with the migration project	22	<div><div></div></div> 6.7%
27	Hard conditions in origin country / better conditions at des	7	<div><div></div></div> 2.1%
28	Other reason negative return	10	<div><div></div></div> 3.0%
Sysmiss		1389	
Warning: these figures indicate the number of cases found in the data file. They cannot be interpreted as summary statistics of the population of interest.			
# q711c3: Return coded level 3			
Information	[Type= discrete] [Format=numeric] [Range= 111-286] [Missing=*]		
Statistics [NW/ W]	[Valid=328 /-] [Invalid=1389 /-]		
Universe	If Ego returned to Ghana at least once (long or short return) If q708 not in 0		
Notes	Reasons of qualification coded level 3, constructed from the open variable q711		
Value	Label	Cases	Percentage
111	Desire to come back/to settle back at home	94	<div><div></div></div> 28.7%
112	Always wanted to return	1	<div><div></div></div> 0.3%
113	Happy to return	0	
121	No problem at the border	4	<div><div></div></div> 1.2%

q711c3: Return coded level 3

Value	Label	Cases	Percentage
122	Came back peacefully/quietly/without any problem/normally	12	3.7%
123	Nobody forced me to come back/I came back by myself	0	
131	Family needs him/Needed to take care of his family/children	4	1.2%
132	Desire to rejoin his family/children/missed his family	5	1.5%
133	Desire to get married/have a family	1	0.3%
134	His family also came back	1	0.3%
136	Other family reason	2	0.6%
141	Desire to come back to his business/set u a business	13	4.0%
142	Desire to find a job	2	0.6%
143	Desire to use his skills/ develop his knowledge	0	
144	Desire to help country's development	0	
145	Found a job/ a good position/Had an employment offer	2	0.6%
146	Desire to pursue studies/Came back to study	3	0.9%
151	End of mission abroad	10	3.0%
152	End of studies abroad/were there only for studies	8	2.4%
153	Had accumulated enough money	4	1.2%
154	End of stay/duration of stay over	1	0.3%
155	End of the treatment	1	0.3%
161	It was hell there/my life was getting worse there/too low wa	6	1.8%
162	Problems at destination	1	0.3%
163	Overloaded with work there	1	0.3%
164	Was unhappy there	1	0.3%
171	No pressure/no restriction in origin country	2	0.6%
172	Prefer to stay/It's better in the origin country	3	0.9%
173	Missed his origin country/like life in his origin country	3	0.9%
181	Tired/fed up with life abroad/in the destination country	7	2.1%
182	Lived for too long abroad/in the destination country	1	0.3%
183	No desire to stay/to continue to live abroad/in the origin c	1	0.3%
191	It happened as he planned	0	
192	No reason	1	0.3%
193	God's will	1	0.3%
194	Other reason positive return	9	2.7%
211	Desire to stay	9	2.7%
212	Desire to stay som years/longer	15	4.6%
213	Desire to definitely settle	2	0.6%
221	Family/husband pressure to return	5	1.5%
222	Had to return because of children	1	0.3%
223	Return against his will/ was forced to return	9	2.7%
224	End of stay so had to come back	5	1.5%
231	Was not ready/ prepared to return/didn't plan to return	4	1.2%
232	Was deported	13	4.0%
233	Was ill-treated/sacked/sent to jail	1	0.3%
234	Political problems	0	
235	War	0	
241	Wanted to return at the time it was caught	0	

# q711c3: Return coded level 3			
Value	Label	Cases	Percentage
242	No the right time/didn't plan to come back that soon	4	<div><div></div></div> 1.2%
243	Wanted to return earlier/stay too long there	2	<div><div></div></div> 0.6%
251	Problems with the partner(steal, deceit)	4	<div><div></div></div> 1.2%
252	Illness of a family member	6	<div><div></div></div> 1.8%
253	Other	3	<div><div></div></div> 0.9%
254	Other family problems	1	<div><div></div></div> 0.3%
261	Didn't accumulate enough money/could have been richer/could	9	<div><div></div></div> 2.7%
262	Didn't get what he dreamt of/thought life would be better th	4	<div><div></div></div> 1.2%
263	Lost all the years he spent there	0	
264	Desire to earn money there	1	<div><div></div></div> 0.3%
265	Desire to get a better education	0	
271	Activity/business is not going well	13	<div><div></div></div> 4.0%
272	Better life at destination	1	<div><div></div></div> 0.3%
273	Had a good job there	0	
274	Used to earn money there	0	
281	Nothing else to do/no other alternative	0	
282	Don't plan to stay in origin country	0	
283	Had the intention to go elsewhere	2	<div><div></div></div> 0.6%
284	Had begun a new life	1	<div><div></div></div> 0.3%
285	It didn't go as planned	1	<div><div></div></div> 0.3%
286	Other reason negative return	7	<div><div></div></div> 2.1%
Sysmiss		1389	
Warning: these figures indicate the number of cases found in the data file. They cannot be interpreted as summary statistics of the population of interest.			
# flag_age: Less than 25 years and more than 75 years			
Information	[Type= discrete] [Format=numeric] [Range= 0-1] [Missing=*]		
Statistics [NW/ W]	[Valid=1717 /-] [Invalid=0 /-]		
Definition	The migrant is younger than 25 or older than 75 at the time of the survey.		
Notes	These individuals have ages very close to the thresholds 25-75.		
Value	Label	Cases	Percentage
0	No	1710	<div><div></div></div> 99.6%
1	Yes	7	<div><div></div></div> 0.4%
Warning: these figures indicate the number of cases found in the data file. They cannot be interpreted as summary statistics of the population of interest.			
# flag_arrival: First migration in Europe before 18			
Information	[Type= discrete] [Format=numeric] [Range= 0-1] [Missing=*]		
Statistics [NW/ W]	[Valid=1717 /-] [Invalid=0 /-]		
Definition	The migrant (current or returnee) arrived in Europe the 1st time before 18.		
Value	Label	Cases	Percentage
0	No	1710	<div><div></div></div> 99.6%
1	Yes	7	<div><div></div></div> 0.4%
Warning: these figures indicate the number of cases found in the data file. They cannot be interpreted as summary statistics of the population of interest.			
# weight_eur: Weighting normalized on the 3 european countries			
Information	[Type= continuous] [Format=numeric] [Range= 0.123741947114468-2.92577934265137] [Missing=*]		
Statistics [NW/ W]	[Valid=425 /-] [Invalid=1292 /-]		

# weight_eur: Weighting normalized on the 3 european countries	
Definition	Use when working on the European countries pooled together (for example, the Senegalese population sampled in France, Italy and Spain). It should not be used if the analyses include individuals surveyed in Africa.
# weight_all: Weighting normalized on the 4 countries	
Information	[Type= continuous] [Format=numeric] [Range= 0.043433666229248-7.21617412567139] [Missing=*]
Statistics [NW/ W]	[Valid=1717 /-] [Invalid=0 /-]
Definition	Use when working on all countries of the MAFE survey (for example, Senegalese population from Senegalese, French, Italian and Spanish samples).
# weight_etry: Weighting normalized by country	
Information	[Type= continuous] [Format=numeric] [Range= 0.054081816226244-5.26600313186646] [Missing=*]
Statistics [NW/ W]	[Valid=1717 /-] [Invalid=0 /-]
Definition	Use when working on a single country (for example, the Senegalese population sampled only in Senegal, or in any single European country).

File : gh_qb_network

ident: Biographic individual identifier

Information	[Type= discrete] [Format=character] [Missing=*]
Statistics [NW/ W]	[Valid=6429 /-] [Invalid=0 /-]
Definition	Individual identifiant = 1st letter of country + n° of questionnaire compost

id_country: Country of the survey

Information	[Type= discrete] [Format=character] [Missing=*]
Statistics [NW/ W]	[Valid=6429 /-] [Invalid=0 /-]
Definition	Country where the data was collected: - G = Ghana - N = Netherlands - U = United Kingdom

Value	Label	Cases	Percentage
G		3464	<div></div> 53.9%
N		1589	<div></div> 24.7%
U		1376	<div></div> 21.4%

Warning: these figures indicate the number of cases found in the data file. They cannot be interpreted as summary statistics of the population of interest.

n_menage: ID of the HH

Information	[Type= continuous] [Format=numeric] [Range= 3-2011] [Missing=*]
Statistics [NW/ W]	[Valid=3047 /-] [Invalid=3382 /-]
Definition	Household ID Only available for Africa

n_indiv: ID of the individual in the HH

Information	[Type= continuous] [Format=numeric] [Range= 0-101] [Missing=*]
Statistics [NW/ W]	[Valid=3464 /-] [Invalid=2965 /-]
Definition	ID of each individual within her/his household Only available for Africa

num_dr: DR number

Information	[Type= continuous] [Format=numeric] [Range= 1-58] [Missing=*]
Statistics [NW/ W]	[Valid=3352 /-] [Invalid=3077 /-]
Definition	Survey area ID Only available for Africa

strata_area: Strata - DR level

Information	[Type= discrete] [Format=numeric] [Range= 1-10] [Missing=*]
Statistics [NW/ W]	[Valid=3407 /-] [Invalid=3022 /-]
Definition	Region area Only available for Africa

Value	Label	Cases	Percentage
1	Accra	2355	<div></div> 69.1%
2	Kumasi	1052	<div></div> 30.9%
Sysmiss		3022	

Warning: these figures indicate the number of cases found in the data file. They cannot be interpreted as summary statistics of the population of interest.

strata_hh: Strata - household level

Information	[Type= discrete] [Format=numeric] [Range= 0-2] [Missing=*]
-------------	--

File : gh_qb_network

strata_hh: Strata - household level

Statistics [NW/ W] [Valid=3407 /-] [Invalid=3022 /-]

Definition Stratification by household migrant status according to the screening survey
Only available for Africa

Value	Label	Cases	Percentage
0	HH with no migrant	1179	34.6%
1	HH with returnee(s)	479	14.1%
2	HH with current migrant(s)	1749	51.3%
Sysmiss		3022	

Warning: these figures indicate the number of cases found in the data file. They cannot be interpreted as summary statistics of the population of interest.

strata_ind: Strata - individual level

Information [Type= discrete] [Format=numeric] [Range= 1-3] [Missing=*]

Statistics [NW/ W] [Valid=3377 /-] [Invalid=3052 /-]

Definition 3 strata according to the individuals' migratory status
Only available for Africa

Value	Label	Cases	Percentage
1	Return migrant	1302	38.6%
2	Partner of a migrant	320	9.5%
3	Other non migrant	1755	52.0%
Sysmiss		3052	

Warning: these figures indicate the number of cases found in the data file. They cannot be interpreted as summary statistics of the population of interest.

num_net: Number of migrant

Information [Type= discrete] [Format=numeric] [Range= 1-21] [Missing=*]

Statistics [NW/ W] [Valid=5994 /-] [Invalid=435 /-]

Value	Label	Cases	Percentage
1		1927	32.1%
2		1235	20.6%
3		855	14.3%
4		581	9.7%
5		433	7.2%
6		297	5.0%
7		205	3.4%
8		136	2.3%
9		100	1.7%
10		61	1.0%
11		41	0.7%
12		37	0.6%
13		26	0.4%
14		16	0.3%
15		10	0.2%
16		6	0.1%
17		8	0.1%
18		5	0.1%
19		4	0.1%

File : gh_qb_network

num_net: Number of migrant

Value	Label	Cases	Percentage
20		4	0.1%
21		3	0.1%
22		2	0.0%
23		2	0.0%
Sysmiss		435	

Warning: these figures indicate the number of cases found in the data file. They cannot be interpreted as summary statistics of the population of interest.

num_netmig: Number of migrant's migration

Information	[Type= discrete] [Format=numeric] [Range= 1-10] [Missing=*]
Statistics [NW/ W]	[Valid=5994 /-] [Invalid=435 /-]

Value	Label	Cases	Percentage
1		4159	69.4%
2		1397	23.3%
3		295	4.9%
4		103	1.7%
5		26	0.4%
6		12	0.2%
7		1	0.0%
8		1	0.0%
Sysmiss		435	

Warning: these figures indicate the number of cases found in the data file. They cannot be interpreted as summary statistics of the population of interest.

id_net: ID of migrant

Information	[Type= discrete] [Format=character] [Missing=*]
Statistics [NW/ W]	[Valid=5994 /-] [Invalid=0 /-]
Notes	Computed variable from ident and num_net

id_netmig: ID of migrant's migration

Information	[Type= discrete] [Format=character] [Missing=*]
Statistics [NW/ W]	[Valid=5994 /-] [Invalid=0 /-]
Notes	Constructed variable from id_net and num_netmig

id_uni: Union ID

Information	[Type= discrete] [Format=character] [Missing=*]
Statistics [NW/ W]	[Valid=5994 /-] [Invalid=0 /-]
Notes	Computed variable from ident and q901c (num_union in the "union" database)

Value	Label	Cases	Percentage
.		4769	79.6%
U_G00080012		1	0.0%
U_G00290022		2	0.0%
U_G00310011		1	0.0%
U_G00560021		2	0.0%
U_G00570012		2	0.0%
U_G00590011		1	0.0%

File : gh_qb_network

id_uni: Union ID

Value	Label	Cases	Percentage
U_G00640011		1	0.0%
U_G00640022		2	0.0%
U_G00650021		2	0.0%
U_G0069002.b		1	0.0%
U_G0071001.b		1	0.0%
U_G00730022		2	0.0%
U_G00780011		3	0.1%
U_G00850011		1	0.0%
U_G00950011		1	0.0%
U_G0104001.b		2	0.0%
U_G01050011		2	0.0%
U_G01210012		2	0.0%
U_G0123001.b		2	0.0%
U_G0123002.b		2	0.0%
U_G0125001.b		1	0.0%
U_G01330012		1	0.0%
U_G01330021		4	0.1%
U_G01330022		1	0.0%
U_G01340011		1	0.0%
U_G0136002.b		2	0.0%
U_G01380013		2	0.0%
U_G01380021		4	0.1%
U_G01390011		1	0.0%
U_G01390021		2	0.0%
U_G01390022		2	0.0%
U_G01430011		2	0.0%
U_G01490021		2	0.0%
U_G01510011		1	0.0%
U_G0153002.b		1	0.0%
U_G01540021		1	0.0%
U_G01550021		2	0.0%
U_G01620015		1	0.0%
U_G01640011		1	0.0%
U_G0166001.b		1	0.0%
U_G0169001.b		1	0.0%
U_G0173001.b		1	0.0%
U_G01810017		2	0.0%
U_G01930011		3	0.1%
U_G01940012		2	0.0%
U_G02080021		1	0.0%
U_G02090011		1	0.0%
U_G0216003.b		2	0.0%
U_G02220011		1	0.0%

File : gh_qb_network

id_uni: Union ID

Value	Label	Cases	Percentage
U_G02220012		2	0.0%
U_G02250022		2	0.0%
U_G02260012		1	0.0%
U_G0228001.b		2	0.0%
U_G02290102		2	0.0%
U_G02330022		2	0.0%
U_G02420013		1	0.0%
U_G02440012		1	0.0%
U_G02460013		1	0.0%
U_G02560011		2	0.0%
U_G02590011		1	0.0%
U_G02910012		2	0.0%
U_G0297001.b		1	0.0%
U_G02990011		1	0.0%
U_G03120022		6	0.1%
U_G03140012		1	0.0%
U_G03150021		2	0.0%
U_G03160015		1	0.0%
U_G03170011		1	0.0%
U_G03180011		1	0.0%
U_G0324001.b		1	0.0%
U_G03300012		1	0.0%
U_G0340002.b		2	0.0%
U_G03410021		2	0.0%
U_G03420022		2	0.0%
U_G03440011		2	0.0%
U_G03440021		2	0.0%
U_G03580021		2	0.0%
U_G03740011		1	0.0%
U_G03750011		1	0.0%
U_G03940011		1	0.0%
U_G03990011		2	0.0%
U_G04010011		1	0.0%
U_G04010041		2	0.0%
U_G04060121		1	0.0%
U_G04160011		2	0.0%
U_G04190011		2	0.0%
U_G04260011		4	0.1%
U_G04270021		3	0.1%
U_G04530011		1	0.0%
U_G04590011		1	0.0%
U_G04630012		1	0.0%
U_G04660011		6	0.1%

File : gh_qb_network

id_uni: Union ID

Value	Label	Cases	Percentage
U_G04710011		2	0.0%
U_G04710021		3	0.1%
U_G05070021		2	0.0%
U_G05090021		2	0.0%
U_G05140011		2	0.0%
U_G05150011		1	0.0%
U_G05160011		1	0.0%
U_G05160014		1	0.0%
U_G05230012		1	0.0%
U_G05360011		1	0.0%
U_G05370021		2	0.0%
U_G05490022		2	0.0%
U_G05510012		2	0.0%
U_G0551002.b		2	0.0%
U_G05650011		3	0.1%
U_G05770021		2	0.0%
U_G05780012		1	0.0%
U_G05830011		2	0.0%
U_G0584001.b		1	0.0%
U_G05860021		2	0.0%
U_G05920011		2	0.0%
U_G05920021		2	0.0%
U_G05930011		1	0.0%
U_G0597002.b		2	0.0%
U_G06350021		2	0.0%
U_G06360011		2	0.0%
U_G06360021		2	0.0%
U_G06580052		1	0.0%
U_G06610011		1	0.0%
U_G06630021		2	0.0%
U_G06850021		1	0.0%
U_G06980011		2	0.0%
U_G07020011		2	0.0%
U_G07020022		4	0.1%
U_G07080011		1	0.0%
U_G07120011		1	0.0%
U_G07170011		3	0.1%
U_G07190011		2	0.0%
U_G07270012		3	0.1%
U_G07280011		1	0.0%
U_G07410012		1	0.0%
U_G07420022		2	0.0%
U_G07470015		1	0.0%

File : gh_qb_network

id_uni: Union ID

Value	Label	Cases	Percentage
U_G07500011		1	0.0%
U_G07580011		1	0.0%
U_G07640011		1	0.0%
U_G07740012		1	0.0%
U_G07770011		2	0.0%
U_G07770021		2	0.0%
U_G07780011		1	0.0%
U_G0780001.b		1	0.0%
U_G07860012		1	0.0%
U_G07890011		2	0.0%
U_G07890012		2	0.0%
U_G07890021		2	0.0%
U_G07900011		1	0.0%
U_G08010012		2	0.0%
U_G08010013		1	0.0%
U_G08230017		2	0.0%
U_G08290021		2	0.0%
U_G08340031		2	0.0%
U_G0839002.b		2	0.0%
U_G0841001.b		1	0.0%
U_G0844001.b		1	0.0%
U_G0845002.b		2	0.0%
U_G08490021		2	0.0%
U_G08590022		2	0.0%
U_G08660011		1	0.0%
U_G08790016		1	0.0%
U_G08890021		2	0.0%
U_G09270021		2	0.0%
U_G09310021		4	0.1%
U_G09370021		2	0.0%
U_G0938001.b		2	0.0%
U_G09390022		1	0.0%
U_G0944002.b		2	0.0%
U_G09450015		1	0.0%
U_G09470012		2	0.0%
U_G0949001.b		1	0.0%
U_G0950003.b		1	0.0%
U_G0954002.b		1	0.0%
U_G09740021		2	0.0%
U_G09780011		1	0.0%
U_G09790011		1	0.0%
U_G09910011		1	0.0%
U_G10290024		2	0.0%

File : gh_qb_network

id_uni: Union ID

Value	Label	Cases	Percentage
U_G10310012		6	0.1%
U_G10360011		2	0.0%
U_G10360012		1	0.0%
U_G10360013		1	0.0%
U_G10360031		2	0.0%
U_G10390011		2	0.0%
U_G10390041		1	0.0%
U_G10470011		1	0.0%
U_G10520011		4	0.1%
U_G10530021		2	0.0%
U_G10540021		1	0.0%
U_G10550021		2	0.0%
U_G10560014		1	0.0%
U_G10560021		3	0.1%
U_G10800011		2	0.0%
U_G10920012		2	0.0%
U_G10930017		1	0.0%
U_G11000021		1	0.0%
U_G11010011		5	0.1%
U_G11020011		2	0.0%
U_G11050012		1	0.0%
U_G11050013		2	0.0%
U_G11050021		5	0.1%
U_G11100011		1	0.0%
U_G11360013		3	0.1%
U_G11370022		2	0.0%
U_G11400021		3	0.1%
U_G1144001.b		2	0.0%
U_G11450021		2	0.0%
U_G11560021		3	0.1%
U_G11570011		2	0.0%
U_G11580011		1	0.0%
U_G11610021		2	0.0%
U_G1164002.b		2	0.0%
U_G12390011		3	0.1%
U_G12460011		2	0.0%
U_G12580011		1	0.0%
U_G1282001.b		1	0.0%
U_G1287001.b		1	0.0%
U_G12980011		2	0.0%
U_G13000011		1	0.0%
U_G13020031		1	0.0%
U_G13150021		2	0.0%

File : gh_qb_network

id_uni: Union ID

Value	Label	Cases	Percentage
U_G13480011		1	0.0%
U_G13490012		2	0.0%
U_G13510011		2	0.0%
U_G13510021		4	0.1%
U_G13560011		2	0.0%
U_G13620021		3	0.1%
U_G13640011		2	0.0%
U_G13650022		1	0.0%
U_G13650023		2	0.0%
U_G13660011		2	0.0%
U_G13670011		2	0.0%
U_G13690011		2	0.0%
U_G13720013		3	0.1%
U_G13730011		1	0.0%
U_G13730012		1	0.0%
U_G13740021		1	0.0%
U_G13870021		2	0.0%
U_G13920022		2	0.0%
U_G14170026		2	0.0%
U_G14210011		2	0.0%
U_G14270012		1	0.0%
U_G14430011		2	0.0%
U_G14480012		2	0.0%
U_G14520011		4	0.1%
U_G14530022		1	0.0%
U_G14540022		2	0.0%
U_G14550011		2	0.0%
U_G1455002.b		1	0.0%
U_G14570021		1	0.0%
U_G14590012		1	0.0%
U_G14620012		2	0.0%
U_G14640011		1	0.0%
U_G14690011		1	0.0%
U_G14700012		2	0.0%
U_G14880011		1	0.0%
U_G14890012		1	0.0%
U_G14990012		1	0.0%
U_G14990015		1	0.0%
U_G14990021		1	0.0%
U_G15030011		1	0.0%
U_G15130031		4	0.1%
U_G15140011		1	0.0%
U_G15140012		1	0.0%

File : gh_qb_network

id_uni: Union ID

Value	Label	Cases	Percentage
U_G15150023		2	0.0%
U_G15200032		2	0.0%
U_G15220012		1	0.0%
U_G15240011		1	0.0%
U_G15240051		2	0.0%
U_G15260011		2	0.0%
U_G15330011		1	0.0%
U_G15340012		4	0.1%
U_G15390021		2	0.0%
U_G15430021		4	0.1%
U_G15450021		4	0.1%
U_G15510012		1	0.0%
U_G15540012		2	0.0%
U_G15550012		2	0.0%
U_G15560012		4	0.1%
U_G15590011		1	0.0%
U_G15650011		1	0.0%
U_G15670021		1	0.0%
U_G15710011		2	0.0%
U_G15710021		6	0.1%
U_G15740021		2	0.0%
U_G15800021		2	0.0%
U_G16010012		3	0.1%
U_G16020021		2	0.0%
U_G16030011		1	0.0%
U_G16080021		2	0.0%
U_G16150012		1	0.0%
U_G16160012		2	0.0%
U_G16170012		2	0.0%
U_G16190012		1	0.0%
U_G16200021		1	0.0%
U_G16210021		2	0.0%
U_G16230013		1	0.0%
U_G16240012		1	0.0%
U_G16240013		1	0.0%
U_G16250011		1	0.0%
U_G16270011		1	0.0%
U_G16270022		3	0.1%
U_G1630001.b		2	0.0%
U_G16360012		2	0.0%
U_G16360021		2	0.0%
U_G16550011		1	0.0%
U_G16600011		1	0.0%

File : gh_qb_network

id_uni: Union ID

Value	Label	Cases	Percentage
U_G16680021		2	0.0%
U_G16690011		1	0.0%
U_G1672001.b		1	0.0%
U_G16740021		2	0.0%
U_G16780011		1	0.0%
U_G16790022		3	0.1%
U_G16830011		2	0.0%
U_G16880021		2	0.0%
U_G16940021		2	0.0%
U_G17090011		1	0.0%
U_G17100011		1	0.0%
U_G17130012		1	0.0%
U_G17160012		1	0.0%
U_G17170011		4	0.1%
U_G17180012		2	0.0%
U_G17210012		2	0.0%
U_G17210021		2	0.0%
U_G17300012		2	0.0%
U_G17350012		2	0.0%
U_G17390011		2	0.0%
U_G17410011		2	0.0%
U_G17410012		1	0.0%
U_G17420012		2	0.0%
U_G17420021		1	0.0%
U_G17420022		2	0.0%
U_G17430021		4	0.1%
U_G17440015		1	0.0%
U_G17450012		1	0.0%
U_G17480022		2	0.0%
U_G17490011		1	0.0%
U_G17520011		1	0.0%
U_G17520061		1	0.0%
U_G17590002		1	0.0%
U_G17610011		2	0.0%
U_G17640001		1	0.0%
U_G17680021		2	0.0%
U_G17730002		1	0.0%
U_G17890021		2	0.0%
U_G17920022		2	0.0%
U_G17950022		2	0.0%
U_G18000031		1	0.0%
U_G18130012		1	0.0%
U_G18140021		2	0.0%

File : gh_qb_network

id_uni: Union ID

Value	Label	Cases	Percentage
U_G18150011		1	0.0%
U_G18170031		1	0.0%
U_G18180011		1	0.0%
U_G18260021		2	0.0%
U_G18310011		2	0.0%
U_G18350021		2	0.0%
U_G18420021		2	0.0%
U_G18450023		3	0.1%
U_G18460011		3	0.1%
U_G18460021		2	0.0%
U_G18550011		4	0.1%
U_G18620011		1	0.0%
U_G18640021		2	0.0%
U_G18700012		1	0.0%
U_G18760032		1	0.0%
U_G18780031		1	0.0%
U_G18790011		1	0.0%
U_G18800012		1	0.0%
U_G18810031		1	0.0%
U_G18850012		1	0.0%
U_G18870021		2	0.0%
U_G18880011		1	0.0%
U_G18890021		2	0.0%
U_G18990021		2	0.0%
U_N0001001		1	0.0%
U_N0002007		2	0.0%
U_N0002008		1	0.0%
U_N0002009		1	0.0%
U_N0003002		1	0.0%
U_N0005001		1	0.0%
U_N0005002		1	0.0%
U_N0006002		1	0.0%
U_N0007001		2	0.0%
U_N0007003		1	0.0%
U_N0009002		1	0.0%
U_N0011001		1	0.0%
U_N0011003		2	0.0%
U_N0011004		1	0.0%
U_N0011005		3	0.1%
U_N0012002		1	0.0%
U_N0013002		1	0.0%
U_N0014003		1	0.0%
U_N0018001		1	0.0%

File : gh_qb_network

id_uni: Union ID

Value	Label	Cases	Percentage
U_N0018002		1	0.0%
U_N0020001		1	0.0%
U_N0022002		2	0.0%
U_N0024001		1	0.0%
U_N0024002		1	0.0%
U_N0025002		1	0.0%
U_N0026002		1	0.0%
U_N0028001		1	0.0%
U_N0030002		1	0.0%
U_N0032001		1	0.0%
U_N0032002		1	0.0%
U_N0034001		1	0.0%
U_N0036003		1	0.0%
U_N0039001		3	0.1%
U_N0042003		1	0.0%
U_N0042004		1	0.0%
U_N0044002		2	0.0%
U_N0045002		1	0.0%
U_N0046001		1	0.0%
U_N0046002		1	0.0%
U_N0051001		2	0.0%
U_N0052002		1	0.0%
U_N0053004		2	0.0%
U_N0054001		2	0.0%
U_N0054002		1	0.0%
U_N0055003		1	0.0%
U_N0058001		1	0.0%
U_N0059002		1	0.0%
U_N0070004		1	0.0%
U_N0071004		2	0.0%
U_N0073002		1	0.0%
U_N0074002		1	0.0%
U_N0075001		1	0.0%
U_N0076004		1	0.0%
U_N0077003		1	0.0%
U_N0078002		1	0.0%
U_N0080004		1	0.0%
U_N0082006		1	0.0%
U_N0084001		1	0.0%
U_N0087001		1	0.0%
U_N0088003		2	0.0%
U_N0099001		1	0.0%
U_N0102005		1	0.0%

File : gh_qb_network

id_uni: Union ID

Value	Label	Cases	Percentage
U_N0102006		1	0.0%
U_N0102007		1	0.0%
U_N0102008		1	0.0%
U_N0106001		1	0.0%
U_N0106002		2	0.0%
U_N0110001		2	0.0%
U_N0110002		1	0.0%
U_N0111002		1	0.0%
U_N0112003		2	0.0%
U_N0113001		1	0.0%
U_N0115001		3	0.1%
U_N0116002		1	0.0%
U_N0116003		1	0.0%
U_N0117001		1	0.0%
U_N0118001		1	0.0%
U_N0120002		1	0.0%
U_N0121001		1	0.0%
U_N0121002		1	0.0%
U_N0121003		1	0.0%
U_N0124002		1	0.0%
U_N0127001		1	0.0%
U_N0128001		1	0.0%
U_N0129001		4	0.1%
U_N0130002		3	0.1%
U_N0130003		1	0.0%
U_N0132001		3	0.1%
U_N0133001		2	0.0%
U_N0135002		2	0.0%
U_N0135003		1	0.0%
U_N0137003		1	0.0%
U_N0139001		1	0.0%
U_N0141002		2	0.0%
U_N0142001		1	0.0%
U_N0143001		2	0.0%
U_N0145003		1	0.0%
U_N0146001		2	0.0%
U_N0148002		1	0.0%
U_N0148003		1	0.0%
U_N0149002		1	0.0%
U_N0150003		1	0.0%
U_N0151002		2	0.0%
U_N0152002		2	0.0%
U_N0152003		1	0.0%

File : gh_qb_network

id_uni: Union ID

Value	Label	Cases	Percentage
U_N0153001		2	0.0%
U_N0153002		1	0.0%
U_N0154002		2	0.0%
U_N0154003		1	0.0%
U_N0156001		2	0.0%
U_N0156002		2	0.0%
U_N0156003		1	0.0%
U_N0157002		1	0.0%
U_N0158002		2	0.0%
U_N0159001		1	0.0%
U_N0160001		1	0.0%
U_N0160002		1	0.0%
U_N0161001		1	0.0%
U_N0164002		1	0.0%
U_N0164003		1	0.0%
U_N0165003		1	0.0%
U_N0165004		1	0.0%
U_N0165005		1	0.0%
U_N0169002		1	0.0%
U_N0169003		1	0.0%
U_N0172001		1	0.0%
U_N0173003		1	0.0%
U_N0173004		4	0.1%
U_N0175001		2	0.0%
U_N0176002		2	0.0%
U_N0177002		1	0.0%
U_N0178003		1	0.0%
U_N0179002		1	0.0%
U_N0182002		1	0.0%
U_N0183002		1	0.0%
U_N0190004		1	0.0%
U_N0191002		1	0.0%
U_N0192001		1	0.0%
U_N0193001		1	0.0%
U_N0195001		2	0.0%
U_N0195002		1	0.0%
U_N0196003		2	0.0%
U_N0197002		1	0.0%
U_N0197003		1	0.0%
U_N0198001		1	0.0%
U_N0199003		1	0.0%
U_N0200001		1	0.0%
U_N0200002		1	0.0%

File : gh_qb_network

id_uni: Union ID

Value	Label	Cases	Percentage
U_N0201002		3	0.1%
U_N0201003		1	0.0%
U_N0210002		2	0.0%
U_N0210003		1	0.0%
U_N0212001		1	0.0%
U_N0213001		1	0.0%
U_N0214001		3	0.1%
U_N0215001		2	0.0%
U_N0216003		2	0.0%
U_N0216004		1	0.0%
U_N0243001		1	0.0%
U_N0294001		1	0.0%
U_N0297002		1	0.0%
U_N0299001		1	0.0%
U_N0299002		2	0.0%
U_N0301002		1	0.0%
U_N0301003		1	0.0%
U_N0302001		1	0.0%
U_N0304003		1	0.0%
U_N0305002		1	0.0%
U_N0308001		1	0.0%
U_N0310001		1	0.0%
U_N0311001		1	0.0%
U_N0312002		2	0.0%
U_N0315002		1	0.0%
U_N0315003		1	0.0%
U_N0317002		1	0.0%
U_N0317003		1	0.0%
U_N0318001		1	0.0%
U_N0328001		1	0.0%
U_N0329001		1	0.0%
U_N0330001		1	0.0%
U_N0331002		1	0.0%
U_N0333002		1	0.0%
U_N0335001		1	0.0%
U_N0336002		1	0.0%
U_N0337001		1	0.0%
U_N0338001		1	0.0%
U_N0338002		1	0.0%
U_N0339001		2	0.0%
U_N0340001		1	0.0%
U_N0341001		1	0.0%
U_N0342001		1	0.0%

File : gh_qb_network

id_uni: Union ID

Value	Label	Cases	Percentage
U_N0343001		1	0.0%
U_N0345003		1	0.0%
U_N0346002		2	0.0%
U_N0346003		1	0.0%
U_N0347002		1	0.0%
U_N0349002		1	0.0%
U_N0350002		1	0.0%
U_N0351002		1	0.0%
U_N0351003		1	0.0%
U_N0352001		1	0.0%
U_N0354001		2	0.0%
U_N0355002		3	0.1%
U_N0356001		3	0.1%
U_N0357001		2	0.0%
U_N0358001		1	0.0%
U_N0359001		2	0.0%
U_N0359002		1	0.0%
U_N0360001		1	0.0%
U_N0360002		1	0.0%
U_N0361001		2	0.0%
U_N0363001		2	0.0%
U_N0365002		1	0.0%
U_N0368001		1	0.0%
U_N0369001		1	0.0%
U_N0369002		2	0.0%
U_N0371001		1	0.0%
U_N0372001		3	0.1%
U_N0373002		1	0.0%
U_N0373003		1	0.0%
U_N0374002		1	0.0%
U_N0376002		1	0.0%
U_N0376003		1	0.0%
U_N0377002		1	0.0%
U_N0378002		1	0.0%
U_N0379002		1	0.0%
U_N0380002		1	0.0%
U_N0381001		1	0.0%
U_N0382002		1	0.0%
U_N0383001		1	0.0%
U_N0400003		1	0.0%
U_N0401002		1	0.0%
U_N0402001		1	0.0%
U_N0403002		1	0.0%

File : gh_qb_network

id_uni: Union ID

Value	Label	Cases	Percentage
U_N0405001		2	0.0%
U_N0405002		1	0.0%
U_N0405003		1	0.0%
U_N0406001		2	0.0%
U_N0407002		1	0.0%
U_N0408004		2	0.0%
U_N0409002		1	0.0%
U_N0409003		1	0.0%
U_N0600001		3	0.1%
U_U00000012		1	0.0%
U_U00000031		2	0.0%
U_U00000032		2	0.0%
U_U00000042		1	0.0%
U_U00000051		1	0.0%
U_U00000071		1	0.0%
U_U00000082		1	0.0%
U_U00000092		1	0.0%
U_U00000101		2	0.0%
U_U00000111		3	0.1%
U_U00000113		1	0.0%
U_U00000123		2	0.0%
U_U00000124		2	0.0%
U_U00000131		1	0.0%
U_U00000132		1	0.0%
U_U00000142		2	0.0%
U_U00000151		1	0.0%
U_U00000171		1	0.0%
U_U00000172		1	0.0%
U_U00000173		1	0.0%
U_U00000174		1	0.0%
U_U00000181		1	0.0%
U_U00000191		2	0.0%
U_U00000201		1	0.0%
U_U00000211		1	0.0%
U_U00000212		3	0.1%
U_U00000231		3	0.1%
U_U00000232		3	0.1%
U_U00000246		3	0.1%
U_U00000247		1	0.0%
U_U00000248		1	0.0%
U_U00000249		2	0.0%
U_U00000252		1	0.0%
U_U00000253		1	0.0%

File : gh_qb_network

id_uni: Union ID

Value	Label	Cases	Percentage
U_U00000261		2	0.0%
U_U00000262		1	0.0%
U_U00000263		2	0.0%
U_U00000281		3	0.1%
U_U00000283		2	0.0%
U_U00000292		2	0.0%
U_U00000293		3	0.1%
U_U00000301		1	0.0%
U_U00000311		1	0.0%
U_U00000312		1	0.0%
U_U00000321		2	0.0%
U_U00000322		2	0.0%
U_U00000323		3	0.1%
U_U00000341		1	0.0%
U_U00000351		2	0.0%
U_U00000352		1	0.0%
U_U00000361		2	0.0%
U_U00000373		1	0.0%
U_U00000381		1	0.0%
U_U00000382		1	0.0%
U_U00000391		1	0.0%
U_U00000402		1	0.0%
U_U00000411		1	0.0%
U_U00000412		1	0.0%
U_U00000421		1	0.0%
U_U00000432		2	0.0%
U_U00000433		1	0.0%
U_U00000443		2	0.0%
U_U00000444		1	0.0%
U_U00000452		1	0.0%
U_U00000471		1	0.0%
U_U00000481		1	0.0%
U_U00000482		1	0.0%
U_U00000491		1	0.0%
U_U00000492		1	0.0%
U_U00000503		1	0.0%
U_U00000512		1	0.0%
U_U00000521		1	0.0%
U_U00000541		1	0.0%
U_U00000551		1	0.0%
U_U00000552		2	0.0%
U_U00000561		2	0.0%
U_U00000571		1	0.0%

File : gh_qb_network

id_uni: Union ID

Value	Label	Cases	Percentage
U_U00000582		1	0.0%
U_U00000611		1	0.0%
U_U00000621		3	0.1%
U_U00000631		1	0.0%
U_U00000641		1	0.0%
U_U00000653		1	0.0%
U_U00000661		1	0.0%
U_U00000671		1	0.0%
U_U00000681		1	0.0%
U_U00000682		2	0.0%
U_U00000691		2	0.0%
U_U00000701		1	0.0%
U_U00000702		1	0.0%
U_U00000703		1	0.0%
U_U00000704		1	0.0%
U_U00000721		1	0.0%
U_U00000731		1	0.0%
U_U00000742		1	0.0%
U_U00000751		1	0.0%
U_U00000761		2	0.0%
U_U00000783		1	0.0%
U_U00000791		1	0.0%
U_U00000802		1	0.0%
U_U00000811		3	0.1%
U_U00000812		2	0.0%
U_U00000813		1	0.0%
U_U00000822		2	0.0%
U_U00000824		2	0.0%
U_U00000831		4	0.1%
U_U00000841		1	0.0%
U_U00000843		1	0.0%
U_U00000852		1	0.0%
U_U00000881		1	0.0%
U_U00000893		1	0.0%
U_U00000902		1	0.0%
U_U00000924		3	0.1%
U_U00000931		3	0.1%
U_U00000932		2	0.0%
U_U00000941		1	0.0%
U_U00000952		2	0.0%
U_U00000962		1	0.0%
U_U00000971		1	0.0%
U_U00000981		2	0.0%

File : gh_qb_network

id_uni: Union ID

Value	Label	Cases	Percentage
U_U00000982		2	0.0%
U_U00000991		1	0.0%
U_U00001001		1	0.0%
U_U00001012		1	0.0%
U_U00001013		1	0.0%
U_U00001022		1	0.0%
U_U00001032		1	0.0%
U_U00001041		1	0.0%
U_U00001042		1	0.0%
U_U00001043		1	0.0%
U_U00001052		1	0.0%
U_U00001053		1	0.0%
U_U00001071		2	0.0%
U_U00001072		2	0.0%
U_U00001112		2	0.0%
U_U00001141		2	0.0%
U_U00001151		1	0.0%
U_U00001162		1	0.0%
U_U00001173		3	0.1%
U_U00001183		1	0.0%
U_U00001191		1	0.0%
U_U00001192		1	0.0%
U_U00001204		1	0.0%
U_U00001211		1	0.0%
U_U00001212		1	0.0%
U_U00001221		1	0.0%
U_U00001231		2	0.0%
U_U00001232		1	0.0%
U_U00001241		2	0.0%
U_U00001242		1	0.0%
U_U00001251		3	0.1%
U_U00001263		2	0.0%
U_U00001271		3	0.1%
U_U00001272		1	0.0%
U_U00001283		1	0.0%
U_U00001291		1	0.0%
U_U00001302		2	0.0%
U_U00001312		1	0.0%
U_U00001323		1	0.0%
U_U00001332		1	0.0%
U_U00001343		1	0.0%
U_U00001352		1	0.0%
U_U00001361		1	0.0%

File : gh_qb_network

id_uni: Union ID

Value	Label	Cases	Percentage
U_U00001371		1	0.0%
U_U00001372		1	0.0%
U_U00001373		1	0.0%
U_U00001374		2	0.0%
U_U00001375		1	0.0%
U_U00001381		1	0.0%
U_U00001391		1	0.0%
U_U00001401		1	0.0%
U_U00001402		1	0.0%
U_U00001411		1	0.0%
U_U00001421		1	0.0%
U_U00001451		3	0.1%
U_U00001471		2	0.0%
U_U00001482		1	0.0%
U_U00001491		2	0.0%
U_U00001501		1	0.0%

Warning: these figures indicate the number of cases found in the data file. They cannot be interpreted as summary statistics of the population of interest.

id_enf: Children ID

Information	[Type= discrete] [Format=character] [Missing=*]
Statistics [NW/ W]	[Valid=5994 /-] [Invalid=0 /-]
Notes	Computed variable from ident and q901e (num_enf in the "children" database)

Value	Label	Cases	Percentage
.		5035	84.0%
E_G00110011		1	0.0%
E_G00110012		1	0.0%
E_G00490011		4	0.1%
E_G00540011		1	0.0%
E_G00540012		1	0.0%
E_G00640011		1	0.0%
E_G00850011		1	0.0%
E_G01210012		2	0.0%
E_G01230011		2	0.0%
E_G01230012		2	0.0%
E_G01230021		2	0.0%
E_G01230022		1	0.0%
E_G01310022		2	0.0%
E_G01310023		1	0.0%
E_G01430012		2	0.0%
E_G01430013		2	0.0%
E_G01530011		1	0.0%
E_G01810012		2	0.0%
E_G02090011		2	0.0%
E_G02090012		2	0.0%

File : gh_qb_network

id_enf: Children ID

Value	Label	Cases	Percentage
E_G02110022		1	0.0%
E_G02160011		1	0.0%
E_G02220012		2	0.0%
E_G02220013		2	0.0%
E_G02220014		2	0.0%
E_G02330023		1	0.0%
E_G02560011		2	0.0%
E_G02560021		2	0.0%
E_G02910012		2	0.0%
E_G02910014		3	0.1%
E_G03040011		1	0.0%
E_G03240012		1	0.0%
E_G03740011		3	0.1%
E_G03740012		1	0.0%
E_G03740013		2	0.0%
E_G03740014		2	0.0%
E_G04000013		1	0.0%
E_G04000015		1	0.0%
E_G04010011		1	0.0%
E_G04010012		1	0.0%
E_G04010043		1	0.0%
E_G04010044		2	0.0%
E_G04190011		2	0.0%
E_G04210011		2	0.0%
E_G04260011		2	0.0%
E_G04390017		1	0.0%
E_G04430016		1	0.0%
E_G04500011		1	0.0%
E_G04500012		1	0.0%
E_G04590011		1	0.0%
E_G04590012		1	0.0%
E_G04590013		1	0.0%
E_G04590014		2	0.0%
E_G04670012		2	0.0%
E_G04670013		2	0.0%
E_G04710011		2	0.0%
E_G0471002.b		2	0.0%
E_G05230011		1	0.0%
E_G05230012		2	0.0%
E_G05290012		1	0.0%
E_G05320011		1	0.0%
E_G05780012		1	0.0%
E_G05830011		1	0.0%

File : gh_qb_network

id_enf: Children ID

Value	Label	Cases	Percentage
E_G05930012		1	0.0%
E_G05930013		1	0.0%
E_G05930014		1	0.0%
E_G05930015		1	0.0%
E_G06210011		1	0.0%
E_G06210014		1	0.0%
E_G06330011		1	0.0%
E_G06330012		1	0.0%
E_G06330013		1	0.0%
E_G06330015		1	0.0%
E_G06360011		1	0.0%
E_G06360012		1	0.0%
E_G06360021		1	0.0%
E_G06360022		1	0.0%
E_G0643001.b		4	0.1%
E_G06580025		1	0.0%
E_G06610012		1	0.0%
E_G06610013		1	0.0%
E_G07020012		2	0.0%
E_G07020022		2	0.0%
E_G07170012		4	0.1%
E_G07190012		2	0.0%
E_G07190013		2	0.0%
E_G07580011		1	0.0%
E_G07580012		1	0.0%
E_G07580013		1	0.0%
E_G07740011		1	0.0%
E_G0787001.b		1	0.0%
E_G07910012		3	0.1%
E_G08010011		1	0.0%
E_G08010012		1	0.0%
E_G08200021		2	0.0%
E_G0834003.b		10	0.2%
E_G08470011		1	0.0%
E_G08470015		1	0.0%
E_G0889002.b		3	0.1%
E_G09580012		2	0.0%
E_G0980002.b		4	0.1%
E_G09800026		2	0.0%
E_G09800027		2	0.0%
E_G09880021		1	0.0%
E_G09880022		1	0.0%
E_G09880023		1	0.0%

File : gh_qb_network

id_enf: Children ID

Value	Label	Cases	Percentage
E_G09880024		1	0.0%
E_G09880025		1	0.0%
E_G09880026		1	0.0%
E_G1004001.b		5	0.1%
E_G10170011		1	0.0%
E_G10290012		1	0.0%
E_G10290021		1	0.0%
E_G10290024		1	0.0%
E_G10310013		1	0.0%
E_G10310015		1	0.0%
E_G10310016		1	0.0%
E_G10310017		4	0.1%
E_G10360011		1	0.0%
E_G10360012		1	0.0%
E_G10360013		1	0.0%
E_G10360014		1	0.0%
E_G10360015		2	0.0%
E_G10390041		2	0.0%
E_G10520011		1	0.0%
E_G10520013		1	0.0%
E_G10540011		1	0.0%
E_G10540021		1	0.0%
E_G10540022		1	0.0%
E_G10550022		2	0.0%
E_G10550023		2	0.0%
E_G10560011		1	0.0%
E_G10560012		1	0.0%
E_G10560014		1	0.0%
E_G10560015		1	0.0%
E_G10570011		2	0.0%
E_G10590011		3	0.1%
E_G10830011		1	0.0%
E_G10850011		1	0.0%
E_G10850012		1	0.0%
E_G10850013		1	0.0%
E_G10930014		1	0.0%
E_G10930015		1	0.0%
E_G11010013		2	0.0%
E_G11020011		2	0.0%
E_G11050011		1	0.0%
E_G11050013		1	0.0%
E_G11050014		1	0.0%
E_G11050022		1	0.0%

File : gh_qb_network

id_enf: Children ID

Value	Label	Cases	Percentage
E_G11050023		1	0.0%
E_G11090021		2	0.0%
E_G11150012		1	0.0%
E_G11360011		3	0.1%
E_G11360012		3	0.1%
E_G11360013		3	0.1%
E_G11360014		1	0.0%
E_G11360015		1	0.0%
E_G11360016		1	0.0%
E_G11360017		1	0.0%
E_G11370011		1	0.0%
E_G11440011		2	0.0%
E_G11440012		2	0.0%
E_G11440013		2	0.0%
E_G11440014		2	0.0%
E_G11720011		1	0.0%
E_G12050014		1	0.0%
E_G12190011		1	0.0%
E_G12360011		1	0.0%
E_G12360012		1	0.0%
E_G12360013		1	0.0%
E_G12460011		2	0.0%
E_G12460013		1	0.0%
E_G12480011		2	0.0%
E_G12480012		3	0.1%
E_G12480014		1	0.0%
E_G13020018		2	0.0%
E_G13240022		1	0.0%
E_G13650011		3	0.1%
E_G13650013		2	0.0%
E_G13650022		1	0.0%
E_G13680023		1	0.0%
E_G13690011		1	0.0%
E_G13720012		1	0.0%
E_G13740021		1	0.0%
E_G13740022		1	0.0%
E_G13740023		1	0.0%
E_G13750011		1	0.0%
E_G13870021		1	0.0%
E_G13870022		1	0.0%
E_G14180012		2	0.0%
E_G14180014		2	0.0%
E_G14270011		1	0.0%

File : gh_qb_network

id_enf: Children ID

Value	Label	Cases	Percentage
E_G14270013		2	0.0%
E_G14340018		1	0.0%
E_G14420011		1	0.0%
E_G14420012		1	0.0%
E_G14420013		1	0.0%
E_G14420014		1	0.0%
E_G14420015		1	0.0%
E_G14420016		1	0.0%
E_G14430014		3	0.1%
E_G14550011		2	0.0%
E_G14570021		1	0.0%
E_G14680011		1	0.0%
E_G14680012		1	0.0%
E_G14880011		1	0.0%
E_G14880012		1	0.0%
E_G14990011		1	0.0%
E_G14990012		1	0.0%
E_G14990013		1	0.0%
E_G14990014		1	0.0%
E_G14990015		1	0.0%
E_G14990021		1	0.0%
E_G14990022		1	0.0%
E_G14990023		1	0.0%
E_G14990024		1	0.0%
E_G14990025		1	0.0%
E_G15130011		1	0.0%
E_G15130013		1	0.0%
E_G15130016		1	0.0%
E_G15130018		1	0.0%
E_G15320013		1	0.0%
E_G15340011		2	0.0%
E_G15340012		1	0.0%
E_G15340013		3	0.1%
E_G15340014		3	0.1%
E_G15560011		4	0.1%
E_G15560012		4	0.1%
E_G15560013		2	0.0%
E_G15560014		2	0.0%
E_G15640011		1	0.0%
E_G15670011		1	0.0%
E_G15670012		1	0.0%
E_G15670015		1	0.0%
E_G15840011		2	0.0%

File : gh_qb_network

id_enf: Children ID

Value	Label	Cases	Percentage
E_G15840012		1	0.0%
E_G15840013		1	0.0%
E_G15840014		1	0.0%
E_G16150015		1	0.0%
E_G16300012		2	0.0%
E_G163200110		1	0.0%
E_G16320017		1	0.0%
E_G16350021		1	0.0%
E_G16350022		1	0.0%
E_G16350023		1	0.0%
E_G16350024		1	0.0%
E_G16360011		2	0.0%
E_G16360012		2	0.0%
E_G16360021		2	0.0%
E_G16360022		2	0.0%
E_G16410012		1	0.0%
E_G16540052		1	0.0%
E_G16760051		2	0.0%
E_G16760052		2	0.0%
E_G16790021		3	0.1%
E_G17190033		3	0.1%
E_G17210011		2	0.0%
E_G17210012		2	0.0%
E_G17210013		2	0.0%
E_G17210021		2	0.0%
E_G17210022		2	0.0%
E_G17210023		2	0.0%
E_G18030011		1	0.0%
E_G18030013		1	0.0%
E_G18130031		2	0.0%
E_G181700110		1	0.0%
E_G18170019		1	0.0%
E_G18230031		4	0.1%
E_G18230032		1	0.0%
E_G18300012		1	0.0%
E_G18300013		1	0.0%
E_G18380012		1	0.0%
E_G18460021		1	0.0%
E_G18520023		1	0.0%
E_G18700011		1	0.0%
E_G18700012		1	0.0%
E_G18910012		1	0.0%
E_G18910013		1	0.0%

File : gh_qb_network

id_inf: Children ID

Value	Label	Cases	Percentage
E_G18960015		1	0.0%
E_N0001001		1	0.0%
E_N0001002		1	0.0%
E_N0003001		1	0.0%
E_N0004001		2	0.0%
E_N0004002		2	0.0%
E_N0005001		1	0.0%
E_N0005002		1	0.0%
E_N0005003		1	0.0%
E_N0005004		2	0.0%
E_N0005005		1	0.0%
E_N0006001		1	0.0%
E_N0006002		1	0.0%
E_N0007001		1	0.0%
E_N0007002		1	0.0%
E_N0007003		1	0.0%
E_N0011001		2	0.0%
E_N0014001		1	0.0%
E_N0014002		1	0.0%
E_N0014003		1	0.0%
E_N0014004		1	0.0%
E_N0018002		1	0.0%
E_N0018003		1	0.0%
E_N0018004		1	0.0%
E_N0020001		1	0.0%
E_N0020002		1	0.0%
E_N0020003		1	0.0%
E_N0020004		1	0.0%
E_N0024001		1	0.0%
E_N0024002		1	0.0%
E_N0024003		1	0.0%
E_N0025004		1	0.0%
E_N0025005		1	0.0%
E_N0030003		1	0.0%
E_N0037001		1	0.0%
E_N0037002		1	0.0%
E_N0037003		2	0.0%
E_N0037004		1	0.0%
E_N0039001		1	0.0%
E_N0042001		1	0.0%
E_N0042002		1	0.0%
E_N0045001		1	0.0%
E_N0046001		1	0.0%

File : gh_qb_network

id_inf: Children ID

Value	Label	Cases	Percentage
E_N0046002		1	0.0%
E_N0046003		1	0.0%
E_N0051001		1	0.0%
E_N0051002		1	0.0%
E_N0052001		1	0.0%
E_N0052002		1	0.0%
E_N0052003		1	0.0%
E_N0054001		1	0.0%
E_N0054002		1	0.0%
E_N0054003		1	0.0%
E_N0055001		1	0.0%
E_N0059001		1	0.0%
E_N0071002		1	0.0%
E_N0073002		1	0.0%
E_N0075001		1	0.0%
E_N0084001		1	0.0%
E_N0084002		1	0.0%
E_N0084003		1	0.0%
E_N0088001		1	0.0%
E_N0088002		1	0.0%
E_N0088003		1	0.0%
E_N0096001		1	0.0%
E_N0096002		1	0.0%
E_N0096003		1	0.0%
E_N0102001		1	0.0%
E_N0102002		1	0.0%
E_N0106002		1	0.0%
E_N0110001		1	0.0%
E_N0110002		1	0.0%
E_N0110003		1	0.0%
E_N0112001		1	0.0%
E_N0112002		1	0.0%
E_N0112003		1	0.0%
E_N0112004		1	0.0%
E_N0113001		1	0.0%
E_N0113002		1	0.0%
E_N0113003		1	0.0%
E_N0115001		2	0.0%
E_N0115002		2	0.0%
E_N0121001		1	0.0%
E_N0121002		1	0.0%
E_N0124002		1	0.0%
E_N0124003		1	0.0%

File : gh_qb_network

id_enf: Children ID

Value	Label	Cases	Percentage
E_N0127001		1	0.0%
E_N0128001		1	0.0%
E_N0128002		1	0.0%
E_N0130001		1	0.0%
E_N0130002		2	0.0%
E_N0133001		1	0.0%
E_N0133002		1	0.0%
E_N0137001		1	0.0%
E_N0142001		1	0.0%
E_N0147001		1	0.0%
E_N0147003		1	0.0%
E_N0148001		1	0.0%
E_N0148002		1	0.0%
E_N0149001		1	0.0%
E_N0149002		1	0.0%
E_N0150001		2	0.0%
E_N0151001		1	0.0%
E_N0151002		1	0.0%
E_N0151003		1	0.0%
E_N0151004		1	0.0%
E_N0153001		1	0.0%
E_N0153002		1	0.0%
E_N0154001		1	0.0%
E_N0154003		1	0.0%
E_N0154004		1	0.0%
E_N0154005		1	0.0%
E_N0154006		1	0.0%
E_N0154007		1	0.0%
E_N0157003		1	0.0%
E_N0158002		1	0.0%
E_N0159001		1	0.0%
E_N0160001		1	0.0%
E_N0160002		1	0.0%
E_N0160003		1	0.0%
E_N0161001		1	0.0%
E_N0164001		1	0.0%
E_N0164002		1	0.0%
E_N0165001		1	0.0%
E_N0165002		1	0.0%
E_N0169001		1	0.0%
E_N0169002		1	0.0%
E_N0170001		1	0.0%
E_N0171003		2	0.0%

File : gh_qb_network

id_enf: Children ID

Value	Label	Cases	Percentage
E_N0172001		1	0.0%
E_N0172002		1	0.0%
E_N0173001		2	0.0%
E_N0173002		1	0.0%
E_N0173003		2	0.0%
E_N0173004		1	0.0%
E_N0176001		1	0.0%
E_N0176002		1	0.0%
E_N0177001		1	0.0%
E_N0177002		1	0.0%
E_N0177003		1	0.0%
E_N0179001		1	0.0%
E_N0179002		1	0.0%
E_N0179003		1	0.0%
E_N0182001		1	0.0%
E_N0182002		1	0.0%
E_N0183001		1	0.0%
E_N0183002		1	0.0%
E_N0183003		2	0.0%
E_N0191001		1	0.0%
E_N0191002		1	0.0%
E_N0192001		1	0.0%
E_N0192002		1	0.0%
E_N0193001		1	0.0%
E_N0193002		1	0.0%
E_N0193003		1	0.0%
E_N0195001		1	0.0%
E_N0195002		1	0.0%
E_N0195003		1	0.0%
E_N0195004		1	0.0%
E_N0197001		1	0.0%
E_N0197002		1	0.0%
E_N0198001		1	0.0%
E_N0199004		1	0.0%
E_N0200001		2	0.0%
E_N0201001		1	0.0%
E_N0201002		1	0.0%
E_N0201003		1	0.0%
E_N0203001		2	0.0%
E_N0203002		1	0.0%
E_N0203003		2	0.0%
E_N0203004		1	0.0%
E_N0210001		1	0.0%

File : gh_qb_network

id_enf: Children ID

Value	Label	Cases	Percentage
E_N0210002		1	0.0%
E_N0297001		1	0.0%
E_N0297002		1	0.0%
E_N0299001		1	0.0%
E_N0299002		2	0.0%
E_N0301001		1	0.0%
E_N0302001		1	0.0%
E_N0302002		1	0.0%
E_N0306001		1	0.0%
E_N0308001		1	0.0%
E_N0310001		1	0.0%
E_N0311001		1	0.0%
E_N0311002		1	0.0%
E_N0311004		1	0.0%
E_N0311005		1	0.0%
E_N0311006		1	0.0%
E_N0312002		1	0.0%
E_N0315001		1	0.0%
E_N0315002		1	0.0%
E_N0317002		1	0.0%
E_N0317003		1	0.0%
E_N0318001		1	0.0%
E_N0318002		1	0.0%
E_N0318003		1	0.0%
E_N0324001		2	0.0%
E_N0328001		1	0.0%
E_N0328002		1	0.0%
E_N0328003		1	0.0%
E_N0329001		1	0.0%
E_N0329002		1	0.0%
E_N0331001		1	0.0%
E_N0331002		1	0.0%
E_N0333001		1	0.0%
E_N0333002		1	0.0%
E_N0336001		1	0.0%
E_N0336002		1	0.0%
E_N0337001		1	0.0%
E_N0337002		1	0.0%
E_N0338001		1	0.0%
E_N0338002		1	0.0%
E_N0339001		1	0.0%
E_N0339002		1	0.0%
E_N0340001		1	0.0%

File : gh_qb_network

id_enf: Children ID

Value	Label	Cases	Percentage
E_N0340002		1	0.0%
E_N0340003		1	0.0%
E_N0341001		1	0.0%
E_N0341002		1	0.0%
E_N0341003		1	0.0%
E_N0343001		1	0.0%
E_N0346001		1	0.0%
E_N0346002		1	0.0%
E_N0349001		1	0.0%
E_N0349004		1	0.0%
E_N0350001		1	0.0%
E_N0350002		1	0.0%
E_N0354001		1	0.0%
E_N0354002		1	0.0%
E_N0354003		1	0.0%
E_N0355001		1	0.0%
E_N0355002		1	0.0%
E_N0355003		1	0.0%
E_N0356001		1	0.0%
E_N0357001		2	0.0%
E_N0357002		2	0.0%
E_N0359001		1	0.0%
E_N0359002		1	0.0%
E_N0360001		1	0.0%
E_N0360002		1	0.0%
E_N0363003		1	0.0%
E_N0365001		1	0.0%
E_N0365002		1	0.0%
E_N0368001		1	0.0%
E_N0368002		1	0.0%
E_N0368003		1	0.0%
E_N0368004		1	0.0%
E_N0372001		1	0.0%
E_N0373001		1	0.0%
E_N0373002		1	0.0%
E_N0377001		1	0.0%
E_N0378001		1	0.0%
E_N0380001		1	0.0%
E_N0380002		1	0.0%
E_N0382003		1	0.0%
E_N0403001		1	0.0%
E_N0403002		1	0.0%
E_N0406001		2	0.0%

File : gh_qb_network

id_enf: Children ID

Value	Label	Cases	Percentage
E_N0406002		2	0.0%
E_N0407001		2	0.0%
E_N0407002		2	0.0%
E_N0407003		1	0.0%
E_N0409001		1	0.0%
E_N0409002		1	0.0%
E_N0409003		1	0.0%
E_N0600002		1	0.0%
E_N0600003		3	0.1%
E_N0600004		3	0.1%
E_U00000031		1	0.0%
E_U00000032		1	0.0%
E_U00000041		1	0.0%
E_U00000042		1	0.0%
E_U00000043		1	0.0%
E_U00000071		1	0.0%
E_U00000082		1	0.0%
E_U00000111		1	0.0%
E_U00000121		2	0.0%
E_U00000122		2	0.0%
E_U00000123		1	0.0%
E_U00000141		1	0.0%
E_U00000142		1	0.0%
E_U00000143		1	0.0%
E_U00000181		1	0.0%
E_U00000191		1	0.0%
E_U00000192		1	0.0%
E_U00000231		1	0.0%
E_U00000232		1	0.0%
E_U00000233		1	0.0%
E_U00000242		1	0.0%
E_U00000243		1	0.0%
E_U00000251		1	0.0%
E_U00000252		1	0.0%
E_U00000262		1	0.0%
E_U00000263		1	0.0%
E_U00000264		1	0.0%
E_U00000281		1	0.0%
E_U00000282		1	0.0%
E_U00000283		1	0.0%
E_U00000284		1	0.0%
E_U00000285		1	0.0%
E_U00000291		1	0.0%

File : gh_qb_network

id_enf: Children ID

Value	Label	Cases	Percentage
E_U00000292		1	0.0%
E_U00000293		1	0.0%
E_U00000301		1	0.0%
E_U00000302		1	0.0%
E_U00000303		1	0.0%
E_U00000304		1	0.0%
E_U00000311		1	0.0%
E_U00000321		1	0.0%
E_U00000322		1	0.0%
E_U00000332		1	0.0%
E_U00000333		1	0.0%
E_U00000351		1	0.0%
E_U00000352		1	0.0%
E_U00000353		1	0.0%
E_U00000381		1	0.0%
E_U00000391		1	0.0%
E_U00000401		1	0.0%
E_U00000402		1	0.0%
E_U00000412		1	0.0%
E_U00000413		1	0.0%
E_U00000421		1	0.0%
E_U00000422		1	0.0%
E_U00000423		1	0.0%
E_U00000431		2	0.0%
E_U00000452		1	0.0%
E_U00000491		1	0.0%
E_U00000492		1	0.0%
E_U00000493		1	0.0%
E_U00000503		1	0.0%
E_U00000504		1	0.0%
E_U00000511		1	0.0%
E_U00000512		1	0.0%
E_U00000513		1	0.0%
E_U00000522		1	0.0%
E_U00000523		1	0.0%
E_U00000531		1	0.0%
E_U00000532		1	0.0%
E_U00000541		1	0.0%
E_U00000542		1	0.0%
E_U00000551		2	0.0%
E_U00000552		1	0.0%
E_U00000553		1	0.0%
E_U00000554		1	0.0%

File : gh_qb_network

id_enf: Children ID

Value	Label	Cases	Percentage
E_U00000561		1	0.0%
E_U00000562		1	0.0%
E_U00000571		1	0.0%
E_U00000572		1	0.0%
E_U00000573		1	0.0%
E_U00000581		1	0.0%
E_U00000582		1	0.0%
E_U00000583		1	0.0%
E_U00000611		1	0.0%
E_U00000612		1	0.0%
E_U00000621		1	0.0%
E_U00000622		1	0.0%
E_U00000631		2	0.0%
E_U00000632		3	0.1%
E_U00000633		3	0.1%
E_U00000634		1	0.0%
E_U00000641		1	0.0%
E_U00000642		1	0.0%
E_U00000643		1	0.0%
E_U00000651		1	0.0%
E_U00000671		1	0.0%
E_U00000672		1	0.0%
E_U00000681		2	0.0%
E_U00000682		1	0.0%
E_U00000683		1	0.0%
E_U00000721		1	0.0%
E_U00000722		1	0.0%
E_U00000723		1	0.0%
E_U00000731		1	0.0%
E_U00000732		1	0.0%
E_U00000733		1	0.0%
E_U00000742		1	0.0%
E_U00000743		1	0.0%
E_U00000744		1	0.0%
E_U00000751		1	0.0%
E_U00000752		1	0.0%
E_U00000753		1	0.0%
E_U00000754		2	0.0%
E_U00000781		1	0.0%
E_U00000782		1	0.0%
E_U00000783		1	0.0%
E_U00000802		1	0.0%
E_U00000803		1	0.0%

File : gh_qb_network

id_enf: Children ID

Value	Label	Cases	Percentage
E_U00000804		1	0.0%
E_U00000811		1	0.0%
E_U00000812		1	0.0%
E_U00000813		1	0.0%
E_U00000821		2	0.0%
E_U00000822		1	0.0%
E_U00000823		1	0.0%
E_U00000831		3	0.1%
E_U00000832		2	0.0%
E_U00000833		3	0.1%
E_U00000834		3	0.1%
E_U00000835		3	0.1%
E_U00000836		3	0.1%
E_U00000837		3	0.1%
E_U00000851		1	0.0%
E_U00000852		1	0.0%
E_U00000853		1	0.0%
E_U00000854		1	0.0%
E_U00000881		1	0.0%
E_U00000891		1	0.0%
E_U00000892		1	0.0%
E_U00000893		1	0.0%
E_U00000921		1	0.0%
E_U00000931		2	0.0%
E_U00000932		1	0.0%
E_U00000971		1	0.0%
E_U00000972		1	0.0%
E_U00000973		1	0.0%
E_U00000974		1	0.0%
E_U00000975		1	0.0%
E_U00000991		1	0.0%
E_U00000992		1	0.0%
E_U00000993		1	0.0%
E_U00000994		1	0.0%
E_U00000995		1	0.0%
E_U00000996		1	0.0%
E_U00001001		1	0.0%
E_U00001002		1	0.0%
E_U00001003		1	0.0%
E_U00001011		1	0.0%
E_U00001021		1	0.0%
E_U00001022		1	0.0%
E_U00001031		1	0.0%

File : gh_qb_network

id_enf: Children ID

Value	Label	Cases	Percentage
E_U00001051		1	0.0%
E_U00001101		1	0.0%
E_U00001141		2	0.0%
E_U00001142		2	0.0%
E_U00001151		1	0.0%
E_U00001152		1	0.0%
E_U00001171		1	0.0%
E_U00001173		1	0.0%
E_U00001191		1	0.0%
E_U00001192		1	0.0%
E_U00001211		1	0.0%
E_U00001212		1	0.0%
E_U00001213		1	0.0%
E_U00001221		1	0.0%
E_U00001222		1	0.0%
E_U00001223		1	0.0%
E_U00001231		1	0.0%
E_U00001232		1	0.0%
E_U00001241		1	0.0%
E_U00001242		1	0.0%
E_U00001243		1	0.0%
E_U00001251		1	0.0%
E_U00001271		1	0.0%
E_U00001272		1	0.0%
E_U00001273		1	0.0%
E_U00001301		1	0.0%
E_U00001302		1	0.0%
E_U00001311		1	0.0%
E_U00001312		1	0.0%
E_U00001313		1	0.0%
E_U00001314		1	0.0%
E_U00001321		1	0.0%
E_U00001322		1	0.0%
E_U00001323		1	0.0%
E_U00001341		1	0.0%
E_U00001351		1	0.0%
E_U00001361		1	0.0%
E_U00001384		1	0.0%
E_U00001401		1	0.0%
E_U00001402		1	0.0%
E_U00001411		1	0.0%
E_U00001421		1	0.0%
E_U00001422		1	0.0%

File : gh_qb_network

id_enf: Children ID

Value	Label	Cases	Percentage
E_U00001451		3	0.1%
E_U00001452		1	0.0%
E_U00001471		1	0.0%
E_U00001472		1	0.0%
E_U00001481		1	0.0%
E_U00001482		1	0.0%
E_U00001501		1	0.0%
E_U00001502		1	0.0%
E_U00001503		1	0.0%

Warning: these figures indicate the number of cases found in the data file. They cannot be interpreted as summary statistics of the population of interest.

q1: Sex

Information	[Type= discrete] [Format=numeric] [Range= 1-9999] [Missing=*]
Statistics [NW/ W]	[Valid=6429 /-] [Invalid=0 /-]
Literal question	Q1. The respondent is:
Post-question	To begin with, I would like to note the major events and periods of your life on this grid. We will begin at the time of your birth. Later we will look at these periods of life in some more detail.

Value	Label	Cases	Percentage
1	Man	3037	47.2%
2	Woman	3392	52.8%

Warning: these figures indicate the number of cases found in the data file. They cannot be interpreted as summary statistics of the population of interest.

q1a: Year of birth

Information	[Type= discrete] [Format=numeric] [Range= 1932-9999] [Missing=*]
Statistics [NW/ W]	[Valid=6429 /-] [Invalid=0 /-]
Literal question	Q1A. To start with, and to help us to set a time scale, could you tell me in which year you were born (or your age as at last birthday)? Year of birth
Interviewer's instructions	GRID: Locate year of birth in the grid, note 0 in the columns titled "age", and fill in these columns by retracing the age till the current age of the respondent.

Value	Label	Cases	Percentage
1933		8	0.1%
1934		19	0.3%
1935		6	0.1%
1936		28	0.4%
1937		26	0.4%
1938		13	0.2%
1939		34	0.5%
1940		46	0.7%
1941		10	0.2%
1942		34	0.5%
1943		29	0.5%
1944		102	1.6%
1945		64	1.0%
1946		16	0.2%

File : gh_qb_network

q1a: Year of birth

Value	Label	Cases	Percentage
1947		84	1.3%
1948		90	1.4%
1949		73	1.1%
1950		153	2.4%
1951		91	1.4%
1952		139	2.2%
1953		120	1.9%
1954		138	2.1%
1955		126	2.0%
1956		82	1.3%
1957		119	1.9%
1958		163	2.5%
1959		262	4.1%
1960		184	2.9%
1961		128	2.0%
1962		222	3.5%
1963		170	2.6%
1964		154	2.4%
1965		145	2.3%
1966		100	1.6%
1967		89	1.4%
1968		130	2.0%
1969		283	4.4%
1970		264	4.1%
1971		161	2.5%
1972		158	2.5%
1973		185	2.9%
1974		252	3.9%
1975		145	2.3%
1976		182	2.8%
1977		182	2.8%
1978		127	2.0%
1979		285	4.4%
1980		158	2.5%
1981		180	2.8%
1982		159	2.5%
1983		175	2.7%
1984		109	1.7%
1985		19	0.3%
1986		7	0.1%
1988		1	0.0%

Warning: these figures indicate the number of cases found in the data file. They cannot be interpreted as summary statistics of the population of interest.

File : gh_qb_network

age_survey: Age at survey

Information	[Type= continuous] [Format=numeric] [Range= 25-77] [Missing=*]
Statistics [NW/ W]	[Valid=6429 /-] [Invalid=0 /-] [Mean=43.564 /-] [StdDev=11.955 /-]
Literal question	Q1A. To start with, and to help us to set a time scale, could you tell me in which year you were born (or your age as at last birthday)? Age
Interviewer's instructions	GRID: Locate year of birth in the grid, note 0 in the columns titled "age", and fill in these columns by retracing the age till the current age of the respondent.

q18: Which is the last school year you attended

Information	[Type= discrete] [Format=numeric] [Range= 0-2147483624] [Missing=*]
Statistics [NW/ W]	[Valid=6371 /-] [Invalid=58 /-]
Literal question	Q18. Let's talk about your studies: Which is the last school year you attended?
Post-question	If q18 in 0, 1, 2, 3, 4, 5, 6, 7, 8, 9 => Go to next page
Interviewer's instructions	- If EGO has no formal education: Encircle the code 00 below - If EGO has some formal education: Encircle the corresponding code

Value	Label	Cases	Percentage
0	None	275	4.3%
1	Pre-school	16	0.3%
2	Pre-school	13	0.2%
3	Pre-school	11	0.2%
4	Primary/Basic	3	0.0%
5	Primary/Basic	11	0.2%
6	Primary/Basic	54	0.8%
7	Primary/Basic	23	0.4%
8	Primary/Basic	33	0.5%
9	Primary/Basic	155	2.4%
10	MS/JSS/JHS/Secondary	80	1.3%
11	MS/JSS/JHS/Secondary	113	1.8%
12	MS/JSS/JHS/Secondary	450	7.1%
13	MS/SSS/SHS/Tech/Voc/Secondary	1064	16.7%
14	SSS/SHS/Tech/Voc/Secondary	281	4.4%
15	SSS/SHS/Tech/Voc/Secondary/Post secondary	805	12.6%
16	Secondary/Post secondary	676	10.6%
17	Post secondary/Bachelor Degree	841	13.2%
18	Bachelor Degree	39	0.6%
19	Bachelor Degree	140	2.2%
20	Bachelor Degree	773	12.1%
21	Second Degree/PhD	90	1.4%
22	Second Degree/PhD	344	5.4%
23	PhD	81	1.3%
Sysmiss		58	

Warning: these figures indicate the number of cases found in the data file. They cannot be interpreted as summary statistics of the population of interest.

q901: Link with Ego

Information	[Type= discrete] [Format=numeric] [Range= 1-2147483624] [Missing=*]
Statistics [NW/ W]	[Valid=5970 /-] [Invalid=459 /-]

File : gh_qb_network

q901: Link with Ego

Source	MAFE team
Pre-question	PEOPLE IN THE FAMILY/NETWORK WHO LIVE(D) OUTSIDE GHANA
Literal question	901. Relationship: the person is Ego's...
Interviewer's instructions	Code: If the person is Ego's child or partner, indicate his or her number given in the grid.

Value	Label	Cases	Percentage
1	Partner	1228	20.6%
2	Daughter/son	946	15.8%
3	Mother/father	784	13.1%
4	Sister/brother	2048	34.3%
5	Aunt/uncle	247	4.1%
6	Niece/nephew	55	0.9%
7	Cousin	241	4.0%
8	Grandmother/grandfather	4	0.1%
9	Granddaughter/Grandfather	6	0.1%
10	Daughter/son-in-law, stepdaughter/son	18	0.3%
11	Sister/brother-in-law	45	0.8%
12	Co-wife	0	
13	Other relative	29	0.5%
14	Friend	289	4.8%
15	Other	12	0.2%
16	Foster/adopted child	18	0.3%
Sysmiss		459	

Warning: these figures indicate the number of cases found in the data file. They cannot be interpreted as summary statistics of the population of interest.

q901c: Number of partner/spouse

Information	[Type= discrete] [Format=numeric] [Range= 1-7] [Missing=*]
Statistics [NW/ W]	[Valid=1173 /-] [Invalid=5256 /-]
Universe	If q901 in 1
Source	MAFE team
Literal question	901. Relationship: the person is Ego's... Number of partner (Q101)
Interviewer's instructions	If the person is Ego's child or partner, indicate his or her number given in the grid.

Value	Label	Cases	Percentage
1		642	54.7%
2		351	29.9%
3		110	9.4%
4		35	3.0%
5		12	1.0%
6		8	0.7%
7		9	0.8%
8		3	0.3%
9		3	0.3%

File : gh_qb_network

q901c: Number of partner/spouse

Value	Label	Cases	Percentage
Sysmiss		5256	

Warning: these figures indicate the number of cases found in the data file. They cannot be interpreted as summary statistics of the population of interest.

q901e: Number of child

Information	[Type= discrete] [Format=numeric] [Range= 1-12] [Missing=*]
Statistics [NW/ W]	[Valid=930 /-] [Invalid=5499 /-]
Universe	If q901 in 2
Source	MAFE team
Literal question	901. Relationship: the person is Ego's... Number of child (Q202)
Interviewer's instructions	If the person is Ego's child or partner, indicate his or her number given in the grid.

Value	Label	Cases	Percentage
1		344	37.0%
2		280	30.1%
3		167	18.0%
4		77	8.3%
5		28	3.0%
6		14	1.5%
7		13	1.4%
8		4	0.4%
9		1	0.1%
10		2	0.2%
Sysmiss		5499	

Warning: these figures indicate the number of cases found in the data file. They cannot be interpreted as summary statistics of the population of interest.

q901a: Specify the other relative

Information	[Type= discrete] [Format=character] [Missing=*]
Statistics [NW/ W]	[Valid=27 /-] [Invalid=0 /-]
Universe	If q901 in 13
Source	MAFE team
Literal question	901. Relationship: the person is Ego's... Other relative => Specify

Value	Label	Cases	Percentage
AUNT		3	11.1%
AUNTY		1	3.7%
CAUSIN		2	7.4%
CLOSE RELATIVE		4	14.8%
COUSIN		10	37.0%
EX-PARTNER		1	3.7%
FATHER IN- LAW		1	3.7%
HALF SISTER		2	7.4%
MOTHER IN LAW		1	3.7%

File : gh_qb_network

q901a: Specify the other relative

Value	Label	Cases	Percentage
STEP-BROTHER		2	7.4%

Warning: these figures indicate the number of cases found in the data file. They cannot be interpreted as summary statistics of the population of interest.

q901b: Specify other

Information	[Type= discrete] [Format=character] [Missing=*]
Statistics [NW/ W]	[Valid=15 /-] [Invalid=0 /-]
Universe	If q901 in 15
Source	MAFE team
Literal question	901. Relationship: the person is Ego's... Other => Specify

Value	Label	Cases	Percentage
EX-PARTNER		5	33.3%
FF		3	20.0%
HUSBAND NEPHEW		1	6.7%
HUSBANDS FRIEND		2	13.3%
OTHER RELATIVE OF HH		1	6.7%
OTHER RELETIVE OF HIS PARTNERS RELATIVE		1	6.7%
ROOM MATE		1	6.7%
SPOUSE BROTHER		1	6.7%

Warning: these figures indicate the number of cases found in the data file. They cannot be interpreted as summary statistics of the population of interest.

q902: Sex of the migrant

Information	[Type= discrete] [Format=numeric] [Range= 1-2147483624] [Missing=*]
Statistics [NW/ W]	[Valid=5936 /-] [Invalid=493 /-]
Source	MAFE team
Literal question	902. Sex:

Value	Label	Cases	Percentage
1	Man	3654	61.6%
2	Woman	2282	38.4%
Sysmiss		493	

Warning: these figures indicate the number of cases found in the data file. They cannot be interpreted as summary statistics of the population of interest.

q903c: Year in which they met

Information	[Type= discrete] [Format=numeric] [Range= 1945-2147483624] [Missing=*]
Statistics [NW/ W]	[Valid=1446 /-] [Invalid=4983 /-]
Source	MAFE team
Literal question	903C. Year in which they met

File : gh_qb_network

q903c: Year in which they met

Interviewer's instructions Cross out if the person is not a partner or a friend

Value	Label	Cases	Percentage
1947		3	0.2%
1950		4	0.3%
1951		3	0.2%
1953		3	0.2%
1955		2	0.1%
1956		2	0.1%
1959		5	0.3%
1960		7	0.5%
1961		9	0.6%
1963		4	0.3%
1964		3	0.2%
1965		3	0.2%
1966		4	0.3%
1967		11	0.8%
1968		4	0.3%
1969		3	0.2%
1970		12	0.8%
1971		18	1.2%
1972		12	0.8%
1973		13	0.9%
1974		20	1.4%
1975		10	0.7%
1976		19	1.3%
1977		34	2.4%
1978		28	1.9%
1979		50	3.5%
1980		31	2.1%
1981		37	2.6%
1982		31	2.1%
1983		43	3.0%
1984		39	2.7%
1985		30	2.1%
1986		40	2.8%
1987		40	2.8%
1988		23	1.6%
1989		47	3.3%
1990		54	3.7%
1991		32	2.2%
1992		47	3.3%
1993		42	2.9%
1994		35	2.4%
1995		35	2.4%

File : gh_qb_network

q903c: Year in which they met

Value	Label	Cases	Percentage
1996		28	<div></div> 1.9%
1997		51	<div></div> 3.5%
1998		48	<div></div> 3.3%
1999		58	<div></div> 4.0%
2000		73	<div></div> 5.0%
2001		42	<div></div> 2.9%
2002		35	<div></div> 2.4%
2003		42	<div></div> 2.9%
2004		39	<div></div> 2.7%
2005		50	<div></div> 3.5%
2006		24	<div></div> 1.7%
2007		27	<div></div> 1.9%
2008		25	<div></div> 1.7%
2009		12	<div></div> 0.8%
Sysmiss		4983	

Warning: these figures indicate the number of cases found in the data file. They cannot be interpreted as summary statistics of the population of interest.

q903d: Year of death

Information	[Type= discrete] [Format=numeric] [Range= 1938-2008] [Missing=*]
Statistics [NW/ W]	[Valid=294 /-] [Invalid=6135 /-]
Source	MAFE team
Literal question	903D. Year of death
Interviewer's instructions	Cross out if the person is not deceased

Value	Label	Cases	Percentage
1960		3	<div></div> 1.0%
1963		5	<div></div> 1.7%
1970		2	<div></div> 0.7%
1971		2	<div></div> 0.7%
1972		4	<div></div> 1.4%
1976		2	<div></div> 0.7%
1977		4	<div></div> 1.4%
1984		8	<div></div> 2.7%
1985		2	<div></div> 0.7%
1986		7	<div></div> 2.4%
1987		8	<div></div> 2.7%
1988		6	<div></div> 2.0%
1989		10	<div></div> 3.4%
1990		2	<div></div> 0.7%
1992		11	<div></div> 3.7%
1993		2	<div></div> 0.7%
1994		15	<div></div> 5.1%
1995		4	<div></div> 1.4%
1996		11	<div></div> 3.7%

File : gh_qb_network

q903d: Year of death

Value	Label	Cases	Percentage
1997		12	<div></div> 4.1%
1998		12	<div></div> 4.1%
1999		17	<div></div> 5.8%
2000		11	<div></div> 3.7%
2001		14	<div></div> 4.8%
2002		14	<div></div> 4.8%
2003		16	<div></div> 5.4%
2004		19	<div></div> 6.5%
2005		18	<div></div> 6.1%
2006		10	<div></div> 3.4%
2007		19	<div></div> 6.5%
2008		14	<div></div> 4.8%
2009		8	<div></div> 2.7%
2010		2	<div></div> 0.7%
Sysmiss		6135	

Warning: these figures indicate the number of cases found in the data file. They cannot be interpreted as summary statistics of the population of interest.

country: Country of migration

Information	[Type= discrete] [Format=numeric] [Range= 96000-2147483624] [Missing=*]
Statistics [NW/ W]	[Valid=5952 /-] [Invalid=477 /-]
Source	MAFE team
Literal question	904/5/6/7/8/9. Country 1/2/3/4/5/6
Interviewer's instructions	In plain text and CAPITAL letters

Value	Label	Cases	Percentage
96000	FRANCE	43	<div></div> 0.7%
99101	DENMARK	16	<div></div> 0.3%
99103	NORWAY	16	<div></div> 0.3%
99104	SWEDEN	15	<div></div> 0.3%
99105	FINLAND	5	<div></div> 0.1%
99109	GERMANY	222	<div></div> 3.7%
99110	AUSTRIA	3	<div></div> 0.1%
99111	BULGARIA	3	<div></div> 0.1%
99116	CZECH REPUBLIC	2	<div></div> 0.0%
99122	POLAND	3	<div></div> 0.1%
99123	RUSSIA	13	<div></div> 0.2%
99126	GREECE	5	<div></div> 0.1%
99127	ITALY	152	<div></div> 2.6%
99131	BELGIUM	46	<div></div> 0.8%
99132	UNITED KINGDOM	1348	<div></div> 22.6%
99134	SPAIN	76	<div></div> 1.3%
99135	NETHERLANDS	752	<div></div> 12.6%
99136	IRELAND or EIRE	3	<div></div> 0.1%
99139	PORTUGAL	1	<div></div> 0.0%

File : gh_qb_network

country: Country of migration

Value	Label	Cases	Percentage
99140	SWITZERLAND	21	0.4%
99141	GERMAN DEMOCRATIC REPUBLIC	2	0.0%
99155	UKRAINE	3	0.1%
99201	SAUDI ARABIA	12	0.2%
99203	IRAQ	2	0.0%
99205	LEBANON	16	0.3%
99207	ISRAEL	14	0.2%
99208	TURKEY	6	0.1%
99216	CHINA	6	0.1%
99217	JAPAN	31	0.5%
99219	THAILAND	1	0.0%
99223	INDIA	4	0.1%
99230	HONG KONG	3	0.1%
99236	TAIWAN	1	0.0%
99237	KOREA	8	0.1%
99239	KOREA (REPUBLIC OF)	1	0.0%
99240	KUWAIT	1	0.0%
99247	UNITED ARAB EMIRATES	5	0.1%
99253	AZERBAIJAN	1	0.0%
99262	EAST TIMOR	2	0.0%
99301	EGYPT	3	0.1%
99302	LIBERIA	34	0.6%
99303	SOUTH AFRICA	35	0.6%
99304	GAMBIA	10	0.2%
99310	ZIMBABWE	2	0.0%
99313	SPANISH PROVINCES OF AFRICA	1	0.0%
99314	EQUATORIAL GUINEA	2	0.0%
99315	ETHIOPIA	1	0.0%
99316	LIBYA	48	0.8%
99324	CONGO	3	0.1%
99326	COTE DIVOIRE	96	1.6%
99327	BENIN	12	0.2%
99328	GABON	12	0.2%
99329	GHANA	1236	20.8%
99330	GUINEA	3	0.1%
99331	BURKINA FASO	25	0.4%
99332	KENYA	6	0.1%
99335	MALI	25	0.4%
99336	MAURITANIA	1	0.0%
99337	NIGER	5	0.1%
99338	NIGERIA	398	6.7%
99341	SENEGAL	2	0.0%
99342	SIERRA LEONE	7	0.1%

File : gh_qb_network

country: Country of migration

Value	Label	Cases	Percentage
99343	SUDAN	2	0.0%
99345	TOGO	121	2.0%
99346	ZAMBIA	3	0.1%
99348	LESOTHO	1	0.0%
99350	MOROCCO	1	0.0%
99352	ALGERIA	3	0.1%
99390	MAURITIUS	1	0.0%
99391	SWAZILAND	5	0.1%
99396	CAPE VERDE	1	0.0%
99401	CANADA	108	1.8%
99404	UNITED STATES	829	13.9%
99407	CUBA	2	0.0%
99411	HONDURAS	4	0.1%
99426	JAMAICA	2	0.0%
99441	ANTIGUA AND BARBUDA	1	0.0%
99446	BRITISH CARIBBEAN TERRITORIES	3	0.1%
99452	ARUBA	1	0.0%
99454	US TERRITORIES IN AMERICA	1	0.0%
99501	AUSTRALIA	27	0.5%
99502	NEW ZEALAND	1	0.0%
99505	AMERICAN SAMOA	4	0.1%
Sysmiss		477	

Warning: these figures indicate the number of cases found in the data file. They cannot be interpreted as summary statistics of the population of interest.

q904d: Beginning year of the migration

Information	[Type= discrete] [Format=numeric] [Range= 1914-2147483624] [Missing=*]
Statistics [NW/ W]	[Valid=5899 /-] [Invalid=530 /-]
Source	MAFE team
Literal question	904/5/6/7/8/9D - 904/5/6/7/8/9F. Start and end year of the stay in "Country 1/2/3/4/5/6" Start year
Post-question	- Following migrants => Next page / Additional sheets - MODULE RETURNS => Page 60 / Next page

Value	Label	Cases	Percentage
1919		1	0.0%
1920		1	0.0%
1925		1	0.0%
1926		1	0.0%
1928		1	0.0%
1933		2	0.0%
1935		1	0.0%
1936		4	0.1%
1938		1	0.0%
1939		1	0.0%
1941		2	0.0%

File : gh_qb_network

q904d: Beginning year of the migration

Value	Label	Cases	Percentage
1943		3	0.1%
1944		1	0.0%
1945		1	0.0%
1948		3	0.1%
1949		2	0.0%
1950		4	0.1%
1951		3	0.1%
1952		2	0.0%
1953		5	0.1%
1954		2	0.0%
1955		5	0.1%
1956		3	0.1%
1957		4	0.1%
1958		15	0.3%
1959		13	0.2%
1960		12	0.2%
1961		9	0.2%
1962		12	0.2%
1963		19	0.3%
1964		18	0.3%
1965		29	0.5%
1966		18	0.3%
1967		11	0.2%
1968		25	0.4%
1969		28	0.5%
1970		42	0.7%
1971		24	0.4%
1972		36	0.6%
1973		30	0.5%
1974		46	0.8%
1975		54	0.9%
1976		57	1.0%
1977		66	1.1%
1978		72	1.2%
1979		106	1.8%
1980		141	2.4%
1981		111	1.9%
1982		128	2.2%
1983		182	3.1%
1984		139	2.4%
1985		148	2.5%
1986		148	2.5%
1987		107	1.8%

File : gh_qb_network

q904d: Beginning year of the migration

Value	Label	Cases	Percentage
1988		143	<div><div></div></div> 2.4%
1989		161	<div><div></div></div> 2.7%
1990		199	<div><div></div></div> 3.4%
1991		180	<div><div></div></div> 3.1%
1992		182	<div><div></div></div> 3.1%
1993		154	<div><div></div></div> 2.6%
1994		173	<div><div></div></div> 2.9%
1995		175	<div><div></div></div> 3.0%
1996		143	<div><div></div></div> 2.4%
1997		172	<div><div></div></div> 2.9%
1998		143	<div><div></div></div> 2.4%
1999		240	<div><div></div></div> 4.1%
2000		269	<div><div></div></div> 4.6%
2001		165	<div><div></div></div> 2.8%
2002		186	<div><div></div></div> 3.2%
2003		239	<div><div></div></div> 4.1%
2004		214	<div><div></div></div> 3.6%
2005		204	<div><div></div></div> 3.5%
2006		192	<div><div></div></div> 3.3%
2007		204	<div><div></div></div> 3.5%
2008		173	<div><div></div></div> 2.9%
2009		87	<div><div></div></div> 1.5%
2010		1	<div><div></div></div> 0.0%
Sysmiss		530	

Warning: these figures indicate the number of cases found in the data file. They cannot be interpreted as summary statistics of the population of interest.

q904f: Ending year of the migration

Information	[Type= discrete] [Format=numeric] [Range= 1918-2147483624] [Missing=*]
Statistics [NW/ W]	[Valid=1914 /-] [Invalid=4515 /-]
Source	MAFE team
Literal question	904/5/6/7/8/9D - 904/5/6/7/8/9F. Start and end year of the stay in "Country 1/2/3/4/5/6" End year
Post-question	- Following migrants => Next page / Additional sheets - MODULE RETURNS => Page 60 / Next page
Interviewer's instructions	Cross out if the person is currently still living in this country

Value	Label	Cases	Percentage
1928		1	<div><div></div></div> 0.1%
1941		2	<div><div></div></div> 0.1%
1943		2	<div><div></div></div> 0.1%
1944		1	<div><div></div></div> 0.1%
1948		1	<div><div></div></div> 0.1%
1951		1	<div><div></div></div> 0.1%
1953		3	<div><div></div></div> 0.2%
1954		1	<div><div></div></div> 0.1%

File : gh_qb_network

q904f: Ending year of the migration

Value	Label	Cases	Percentage
1955		3	0.2%
1956		2	0.1%
1957		2	0.1%
1958		2	0.1%
1959		2	0.1%
1960		4	0.2%
1961		3	0.2%
1962		1	0.1%
1963		6	0.3%
1964		7	0.4%
1965		11	0.6%
1966		6	0.3%
1967		3	0.2%
1968		12	0.6%
1969		5	0.3%
1970		11	0.6%
1971		11	0.6%
1972		3	0.2%
1973		4	0.2%
1974		6	0.3%
1975		13	0.7%
1976		6	0.3%
1977		23	1.2%
1978		15	0.8%
1979		26	1.4%
1980		26	1.4%
1981		40	2.1%
1982		30	1.6%
1983		72	3.8%
1984		51	2.7%
1985		45	2.4%
1986		49	2.6%
1987		42	2.2%
1988		46	2.4%
1989		45	2.4%
1990		59	3.1%
1991		60	3.1%
1992		61	3.2%
1993		59	3.1%
1994		53	2.8%
1995		52	2.7%
1996		43	2.2%
1997		55	2.9%

File : gh_qb_network

q904f: Ending year of the migration

Value	Label	Cases	Percentage
1998		44	<div><div></div></div> 2.3%
1999		83	<div><div></div></div> 4.3%
2000		85	<div><div></div></div> 4.4%
2001		58	<div><div></div></div> 3.0%
2002		55	<div><div></div></div> 2.9%
2003		72	<div><div></div></div> 3.8%
2004		74	<div><div></div></div> 3.9%
2005		67	<div><div></div></div> 3.5%
2006		64	<div><div></div></div> 3.3%
2007		91	<div><div></div></div> 4.8%
2008		88	<div><div></div></div> 4.6%
2009		45	<div><div></div></div> 2.4%
2010		1	<div><div></div></div> 0.1%
Sysmiss		4515	

Warning: these figures indicate the number of cases found in the data file. They cannot be interpreted as summary statistics of the population of interest.

flag_age: Less than 25 years and more than 75 years

Information	[Type= discrete] [Format=numeric] [Range= 0-1] [Missing=*]
Statistics [NW/ W]	[Valid=6429 /-] [Invalid=0 /-]
Definition	The migrant is younger than 25 or older than 75 at the time of the survey.
Notes	These individuals have ages very close to the thresholds 25-75.

Value	Label	Cases	Percentage
0	No	6394	<div><div></div></div> 99.5%
1	Yes	35	<div><div></div></div> 0.5%

Warning: these figures indicate the number of cases found in the data file. They cannot be interpreted as summary statistics of the population of interest.

flag_arrival: First migration in Europe before 18

Information	[Type= discrete] [Format=numeric] [Range= 0-1] [Missing=*]
Statistics [NW/ W]	[Valid=6429 /-] [Invalid=0 /-]
Definition	The migrant (current or returnee) arrived in Europe the 1st time before 18.

Value	Label	Cases	Percentage
0	No	6387	<div><div></div></div> 99.3%
1	Yes	42	<div><div></div></div> 0.7%

Warning: these figures indicate the number of cases found in the data file. They cannot be interpreted as summary statistics of the population of interest.

weight_eur: Weighting normalized on the 3 european countries

Information	[Type= continuous] [Format=numeric] [Range= 0.123741947114468-2.92577934265137] [Missing=*]
Statistics [NW/ W]	[Valid=2965 /-] [Invalid=3464 /-]
Definition	Use when working on the European countries pooled together (for example, the Senegalese population sampled in France, Italy and Spain). It should not be used if the analyses include individuals surveyed in Africa.

weight_all: Weighting normalized on the 4 countries

Information	[Type= continuous] [Format=numeric] [Range= 0.043433666229248-7.21617412567139] [Missing=*]
Statistics [NW/ W]	[Valid=6429 /-] [Invalid=0 /-]

File : gh_qb_network	
# weight_all: Weighting normalized on the 4 countries	
Definition	Use when working on all countries of the MAFE survey (for example, Senegalese population from Senegalese, French, Italian and Spanish samples).
# weight_ctry: Weighting normalized by country	
Information	[Type= continuous] [Format=numeric] [Range= 0.054081816226244-5.26600313186646] [Missing=*]
Statistics [NW/ W]	[Valid=6429 /-] [Invalid=0 /-]
Definition	Use when working on a single country (for example, the Senegalese population sampled only in Senegal, or in any single European country).

File : gh_qb_short_return

ident: Biographic individual identifier

Information	[Type= discrete] [Format=character] [Missing=*]
Statistics [NW/ W]	[Valid=2263 /-] [Invalid=0 /-]
Definition	Individual identifiant = 1st letter of country + n° of questionnaire compost

id_country: Country of the survey

Information	[Type= discrete] [Format=character] [Missing=*]
Statistics [NW/ W]	[Valid=2263 /-] [Invalid=0 /-]
Definition	Country where the data was collected: - G = Ghana - N = Netherlands - U = United Kingdom

Value	Label	Cases	Percentage
G		1365	<div></div> 60.3%
N		597	<div></div> 26.4%
U		301	<div></div> 13.3%

Warning: these figures indicate the number of cases found in the data file. They cannot be interpreted as summary statistics of the population of interest.

n_menage: ID of the HH

Information	[Type= continuous] [Format=numeric] [Range= 3-2011] [Missing=*]
Statistics [NW/ W]	[Valid=198 /-] [Invalid=2065 /-]
Definition	Household ID Only available for Africa

n_indiv: ID of the individual in the HH

Information	[Type= continuous] [Format=numeric] [Range= 0-101] [Missing=*]
Statistics [NW/ W]	[Valid=1365 /-] [Invalid=898 /-]
Definition	ID of each individual within her/his household Only available for Africa

num_dr: DR number

Information	[Type= continuous] [Format=numeric] [Range= 1-58] [Missing=*]
Statistics [NW/ W]	[Valid=1302 /-] [Invalid=961 /-]
Definition	Survey area ID Only available for Africa

strata_area: Strata - DR level

Information	[Type= discrete] [Format=numeric] [Range= 1-10] [Missing=*]
Statistics [NW/ W]	[Valid=1347 /-] [Invalid=916 /-]
Definition	Region area Only available for Africa

Value	Label	Cases	Percentage
1	Accra	939	<div></div> 69.7%
2	Kumasi	408	<div></div> 30.3%
Sysmiss		916	

Warning: these figures indicate the number of cases found in the data file. They cannot be interpreted as summary statistics of the population of interest.

strata_hh: Strata - household level

Information	[Type= discrete] [Format=numeric] [Range= 0-2] [Missing=*]
-------------	--

File : gh_qb_short_return

strata_hh: Strata - household level

Statistics [NW/ W] [Valid=1347 /-] [Invalid=916 /-]

Definition Stratification by household migrant status according to the screening survey
Only available for Africa

Value	Label	Cases	Percentage
0	HH with no migrant	587	43.6%
1	HH with returnee(s)	201	14.9%
2	HH with current migrant(s)	559	41.5%
Sysmiss		916	

Warning: these figures indicate the number of cases found in the data file. They cannot be interpreted as summary statistics of the population of interest.

strata_ind: Strata - individual level

Information [Type= discrete] [Format=numeric] [Range= 1-3] [Missing=*]

Statistics [NW/ W] [Valid=1339 /-] [Invalid=924 /-]

Definition 3 strata according to the individuals' migratory status
Only available for Africa

Value	Label	Cases	Percentage
1	Return migrant	393	29.4%
2	Partner of a migrant	117	8.7%
3	Other non migrant	829	61.9%
Sysmiss		924	

Warning: these figures indicate the number of cases found in the data file. They cannot be interpreted as summary statistics of the population of interest.

num_sh_ret: Number of the short return

Information [Type= discrete] [Format=numeric] [Range= 1-18] [Missing=*]

Statistics [NW/ W] [Valid=933 /-] [Invalid=1330 /-]

Value	Label	Cases	Percentage
1		339	36.3%
2		200	21.4%
3		132	14.1%
4		86	9.2%
5		60	6.4%
6		42	4.5%
7		24	2.6%
8		17	1.8%
9		11	1.2%
10		5	0.5%
11		5	0.5%
12		4	0.4%
13		2	0.2%
14		2	0.2%
15		1	0.1%
16		1	0.1%
17		1	0.1%
18		1	0.1%
Sysmiss		1330	

File : gh_qb_short_return

num_sh_ret: Number of the short return

Warning: these figures indicate the number of cases found in the data file. They cannot be interpreted as summary statistics of the population of interest.

q1: Sex

Information	[Type= discrete] [Format=numeric] [Range= 1-9999] [Missing=*]
Statistics [NW/ W]	[Valid=2263 /-] [Invalid=0 /-]
Literal question	Q1. The respondent is:
Post-question	To begin with, I would like to note the major events and periods of your life on this grid. We will begin at the time of your birth. Later we will look at these periods of life in some more detail.

Value	Label	Cases	Percentage
1	Man	1062	46.9%
2	Woman	1201	53.1%

Warning: these figures indicate the number of cases found in the data file. They cannot be interpreted as summary statistics of the population of interest.

q1a: Year of birth

Information	[Type= discrete] [Format=numeric] [Range= 1932-9999] [Missing=*]
Statistics [NW/ W]	[Valid=2263 /-] [Invalid=0 /-]
Literal question	Q1A. To start with, and to help us to set a time scale, could you tell me in which year you were born (or your age as at last birthday)? Year of birth
Interviewer's instructions	GRID: Locate year of birth in the grid, note 0 in the columns titled "age", and fill in these columns by retracing the age till the current age of the respondent.

Value	Label	Cases	Percentage
1933		1	0.0%
1934		5	0.2%
1935		4	0.2%
1936		7	0.3%
1937		9	0.4%
1938		4	0.2%
1939		16	0.7%
1940		30	1.3%
1941		4	0.2%
1942		9	0.4%
1943		7	0.3%
1944		37	1.6%
1945		11	0.5%
1946		8	0.4%
1947		22	1.0%
1948		19	0.8%
1949		35	1.5%
1950		55	2.4%
1951		41	1.8%
1952		61	2.7%
1953		64	2.8%
1954		48	2.1%
1955		59	2.6%
1956		37	1.6%

File : gh_qb_short_return

q1a: Year of birth

Value	Label	Cases	Percentage
1957		48	2.1%
1958		69	3.0%
1959		108	4.8%
1960		59	2.6%
1961		41	1.8%
1962		64	2.8%
1963		53	2.3%
1964		56	2.5%
1965		70	3.1%
1966		42	1.9%
1967		37	1.6%
1968		42	1.9%
1969		78	3.4%
1970		83	3.7%
1971		48	2.1%
1972		47	2.1%
1973		51	2.3%
1974		82	3.6%
1975		49	2.2%
1976		53	2.3%
1977		57	2.5%
1978		41	1.8%
1979		95	4.2%
1980		54	2.4%
1981		63	2.8%
1982		60	2.7%
1983		64	2.8%
1984		50	2.2%
1985		4	0.2%
1986		1	0.0%
1988		1	0.0%

Warning: these figures indicate the number of cases found in the data file. They cannot be interpreted as summary statistics of the population of interest.

age_survey: Age at survey

Information	[Type= continuous] [Format=numeric] [Range= 25-77] [Missing=*]
Statistics [NW/ W]	[Valid=2263 /-] [Invalid=0 /-] [Mean=44.108 /-] [StdDev=12.047 /-]
Literal question	Q1A. To start with, and to help us to set a time scale, could you tell me in which year you were born (or your age as at last birthday)? Age
Interviewer's instructions	GRID: Locate year of birth in the grid, note 0 in the columns titled "age", and fill in these columns by retracing the age till the current age of the respondent.

q18: Which is the last school year you attended

Information	[Type= discrete] [Format=numeric] [Range= 0-2147483624] [Missing=*]
Statistics [NW/ W]	[Valid=2245 /-] [Invalid=18 /-]

File : gh_qb_short_return

q18: Which is the last school year you attended

Literal question	Q18. Let's talk about your studies: Which is the last school year you attended?
Post-question	If q18 in 0, 1, 2, 3, 4, 5, 6, 7, 8, 9 => Go to next page
Interviewer's instructions	- If EGO has no formal education: Encircle the code 00 below - If EGO has some formal education: Encircle the corresponding code

Value	Label	Cases	Percentage
0	None	104	4.6%
1	Pre-school	1	0.0%
2	Pre-school	4	0.2%
3	Pre-school	2	0.1%
4	Primary/Basic	3	0.1%
5	Primary/Basic	3	0.1%
6	Primary/Basic	29	1.3%
7	Primary/Basic	12	0.5%
8	Primary/Basic	19	0.8%
9	Primary/Basic	71	3.2%
10	MS/JSS/JHS/Secondary	32	1.4%
11	MS/JSS/JHS/Secondary	46	2.0%
12	MS/JSS/JHS/Secondary	217	9.7%
13	MS/SSS/SHS/Tech/Voc/Secondary	440	19.6%
14	SSS/SHS/Tech/Voc/Secondary	110	4.9%
15	SSS/SHS/Tech/Voc/Secondary/Post secondary	257	11.4%
16	Secondary/Post secondary	204	9.1%
17	Post secondary/Bachelor Degree	280	12.5%
18	Bachelor Degree	13	0.6%
19	Bachelor Degree	27	1.2%
20	Bachelor Degree	210	9.4%
21	Second Degree/PhD	26	1.2%
22	Second Degree/PhD	102	4.5%
23	PhD	33	1.5%
Sysmiss		18	

Warning: these figures indicate the number of cases found in the data file. They cannot be interpreted as summary statistics of the population of interest.

q1000d: Start year return

Information	[Type= discrete] [Format=numeric] [Range= 1956-2147483624] [Missing=*]
Statistics [NW/ W]	[Valid=933 -] [Invalid=1330 -]
Source	MAFE team
Literal question	1001/02/03/04/05/06/07/08/09/10/11/12/13/14/15/16/17/18/19/20/21/22D - 1001/02/03/04/05/06/07/08/09/10/11/12/13/14/15/16/17/18/19/20/21/22F. 1st/2nd/3rd/4th/5th/6th/7th/8th/9th/10th/11th/12th/13th/14th/15th/16th/17th/18th/19th/20th/21th/22th return to Ghana Start year
Interviewer's instructions	If there is a return every year over a period of several years, group these returns in one single period.

Value	Label	Cases	Percentage
1962		1	0.1%
1963		1	0.1%
1967		1	0.1%

File : gh_qb_short_return

q1000d: Start year return

Value	Label	Cases	Percentage
1968		3	0.3%
1969		2	0.2%
1970		1	0.1%
1974		2	0.2%
1975		4	0.4%
1977		4	0.4%
1979		5	0.5%
1980		1	0.1%
1981		6	0.6%
1982		2	0.2%
1983		13	1.4%
1984		10	1.1%
1985		7	0.8%
1986		12	1.3%
1987		11	1.2%
1988		13	1.4%
1989		19	2.0%
1990		18	1.9%
1991		17	1.8%
1992		20	2.1%
1993		24	2.6%
1994		23	2.5%
1995		36	3.9%
1996		30	3.2%
1997		33	3.5%
1998		25	2.7%
1999		30	3.2%
2000		52	5.6%
2001		32	3.4%
2002		44	4.7%
2003		41	4.4%
2004		58	6.2%
2005		64	6.9%
2006		60	6.4%
2007		78	8.4%
2008		82	8.8%
2009		48	5.1%
Sysmiss		1330	

Warning: these figures indicate the number of cases found in the data file. They cannot be interpreted as summary statistics of the population of interest.

q1000f: End year return

Information	[Type= discrete] [Format=numeric] [Range= 1956-2147483624] [Missing=*]
Statistics [NW/ W]	[Valid=932 /-] [Invalid=1331 /-]
Source	MAFE team

File : gh_qb_short_return

q1000f: End year return

Literal question 1001/02/03/04/05/06/07/08/09/10/11/12/13/14/15/16/17/18/19/20/21/22D -
1001/02/03/04/05/06/07/08/09/10/11/12/13/14/15/16/17/18/19/20/21/22F.
1st/2nd/3rd/4th/5th/6th/7th/8th/9th/10th/11th/12th/13th/14th/15th/16th/17th/18th/19th/20th/21th/22th return to Ghana
End year

Interviewer's instructions If there is a return every year over a period of several years, group these returns in one single period.

Value	Label	Cases	Percentage
1967		1	0.1%
1968		3	0.3%
1969		1	0.1%
1970		1	0.1%
1974		1	0.1%
1975		3	0.3%
1977		2	0.2%
1979		3	0.3%
1980		1	0.1%
1981		5	0.5%
1982		3	0.3%
1983		13	1.4%
1984		6	0.6%
1985		8	0.9%
1986		6	0.6%
1987		12	1.3%
1988		12	1.3%
1989		18	1.9%
1990		13	1.4%
1991		16	1.7%
1992		20	2.1%
1993		19	2.0%
1994		19	2.0%
1995		32	3.4%
1996		27	2.9%
1997		28	3.0%
1998		29	3.1%
1999		28	3.0%
2000		44	4.7%
2001		28	3.0%
2002		41	4.4%
2003		41	4.4%
2004		56	6.0%
2005		58	6.2%
2006		60	6.4%
2007		81	8.7%
2008		83	8.9%
2009		110	11.8%
Sysmiss		1331	

File : gh_qb_short_return

q1000f: End year return

Warning: these figures indicate the number of cases found in the data file. They cannot be interpreted as summary statistics of the population of interest.

flag_age: Less than 25 years and more than 75 years

Information	[Type= discrete] [Format=numeric] [Range= 0-1] [Missing=*]
Statistics [NW/ W]	[Valid=2263 /-] [Invalid=0 /-]
Definition	The migrant is younger than 25 or older than 75 at the time of the survey.
Notes	These individuals have ages very close to the thresholds 25-75.

Value	Label	Cases	Percentage
0	No	2256	99.7%
1	Yes	7	0.3%

Warning: these figures indicate the number of cases found in the data file. They cannot be interpreted as summary statistics of the population of interest.

flag_arrival: First migration in Europe before 18

Information	[Type= discrete] [Format=numeric] [Range= 0-1] [Missing=*]
Statistics [NW/ W]	[Valid=2263 /-] [Invalid=0 /-]
Definition	The migrant (current or returnee) arrived in Europe the 1st time before 18.

Value	Label	Cases	Percentage
0	No	2253	99.6%
1	Yes	10	0.4%

Warning: these figures indicate the number of cases found in the data file. They cannot be interpreted as summary statistics of the population of interest.

weight_eur: Weighting normalized on the 3 european countries

Information	[Type= continuous] [Format=numeric] [Range= 0.123741947114468-2.92577934265137] [Missing=*]
Statistics [NW/ W]	[Valid=898 /-] [Invalid=1365 /-]
Definition	Use when working on the European countries pooled together (for example, the Senegalese population sampled in France, Italy and Spain). It should not be used if the analyses include individuals surveyed in Africa.

weight_all: Weighting normalized on the 4 countries

Information	[Type= continuous] [Format=numeric] [Range= 0.043433666229248-7.21617412567139] [Missing=*]
Statistics [NW/ W]	[Valid=2263 /-] [Invalid=0 /-]
Definition	Use when working on all countries of the MAFE survey (for example, Senegalese population from Senegalese, French, Italian and Spanish samples).

weight_ctr: Weighting normalized by country

Information	[Type= continuous] [Format=numeric] [Range= 0.054081816226244-5.26600313186646] [Missing=*]
Statistics [NW/ W]	[Valid=2263 /-] [Invalid=0 /-]
Definition	Use when working on a single country (for example, the Senegalese population sampled only in Senegal, or in any single European country).

File : gh_qb_short_stay

# ident: Biographic individual identifier			
Information		[Type= discrete] [Format=character] [Missing=*]	
Statistics [NW/ W]		[Valid=2428 /-] [Invalid=0 /-]	
Definition		Individual identifiant = 1st letter of country + n° of questionnaire compost	
# id_country: Country of the survey			
Information		[Type= discrete] [Format=character] [Missing=*]	
Statistics [NW/ W]		[Valid=2428 /-] [Invalid=0 /-]	
Definition		Country where the data was collected: - G = Ghana - N = Netherlands - U = United Kingdom	
Value	Label	Cases	Percentage
G		1460	<div></div> 60.1%
N		523	<div></div> 21.5%
U		445	<div></div> 18.3%
Warning: these figures indicate the number of cases found in the data file. They cannot be interpreted as summary statistics of the population of interest.			
# n_menage: ID of the HH			
Information		[Type= continuous] [Format=numeric] [Range= 3-2011] [Missing=*]	
Statistics [NW/ W]		[Valid=407 /-] [Invalid=2021 /-]	
Definition		Household ID Only available for Africa	
# n_indiv: ID of the individual in the HH			
Information		[Type= continuous] [Format=numeric] [Range= 0-101] [Missing=*]	
Statistics [NW/ W]		[Valid=1460 /-] [Invalid=968 /-]	
Definition		ID of each individual within her/his household Only available for Africa	
# num_dr: DR number			
Information		[Type= continuous] [Format=numeric] [Range= 1-58] [Missing=*]	
Statistics [NW/ W]		[Valid=1397 /-] [Invalid=1031 /-]	
Definition		Survey area ID Only available for Africa	
# strata_area: Strata - DR level			
Information		[Type= discrete] [Format=numeric] [Range= 1-10] [Missing=*]	
Statistics [NW/ W]		[Valid=1442 /-] [Invalid=986 /-]	
Definition		Region area Only available for Africa	
Value	Label	Cases	Percentage
1	Accra	1038	<div></div> 72.0%
2	Kumasi	404	<div></div> 28.0%
Sysmiss		986	
Warning: these figures indicate the number of cases found in the data file. They cannot be interpreted as summary statistics of the population of interest.			
# strata_hh: Strata - household level			
Information		[Type= discrete] [Format=numeric] [Range= 0-2] [Missing=*]	

File : gh_qb_short_stay

strata_hh: Strata - household level

Statistics [NW/ W] [Valid=1442 /-] [Invalid=986 /-]

Definition Stratification by household migrant status according to the screening survey
Only available for Africa

Value	Label	Cases	Percentage
0	HH with no migrant	618	42.9%
1	HH with returnee(s)	214	14.8%
2	HH with current migrant(s)	610	42.3%
Sysmiss		986	

Warning: these figures indicate the number of cases found in the data file. They cannot be interpreted as summary statistics of the population of interest.

strata_ind: Strata - individual level

Information [Type= discrete] [Format=numeric] [Range= 1-3] [Missing=*]

Statistics [NW/ W] [Valid=1434 /-] [Invalid=994 /-]

Definition 3 strata according to the individuals' migratory status
Only available for Africa

Value	Label	Cases	Percentage
1	Return migrant	428	29.8%
2	Partner of a migrant	124	8.6%
3	Other non migrant	882	61.5%
Sysmiss		994	

Warning: these figures indicate the number of cases found in the data file. They cannot be interpreted as summary statistics of the population of interest.

num_sh_stay: Number of the short stay

Information [Type= discrete] [Format=numeric] [Range= 1-22] [Missing=*]

Statistics [NW/ W] [Valid=1179 /-] [Invalid=1249 /-]

Value	Label	Cases	Percentage
1		420	35.6%
2		240	20.4%
3		162	13.7%
4		106	9.0%
5		76	6.4%
6		52	4.4%
7		38	3.2%
8		26	2.2%
9		18	1.5%
10		16	1.4%
11		11	0.9%
12		3	0.3%
13		3	0.3%
14		3	0.3%
15		2	0.2%
16		2	0.2%
17		1	0.1%
Sysmiss		1249	

Warning: these figures indicate the number of cases found in the data file. They cannot be interpreted as summary statistics of the population of interest.

File : gh_qb_short_stay

q1: Sex

Information	[Type= discrete] [Format=numeric] [Range= 1-9999] [Missing=*]
Statistics [NW/ W]	[Valid=2428 /-] [Invalid=0 /-]
Literal question	Q1. The respondent is:
Post-question	To begin with, I would like to note the major events and periods of your life on this grid. We will begin at the time of your birth. Later we will look at these periods of life in some more detail.

Value	Label	Cases	Percentage
1	Man	1213	50.0%
2	Woman	1215	50.0%

Warning: these figures indicate the number of cases found in the data file. They cannot be interpreted as summary statistics of the population of interest.

q1a: Year of birth

Information	[Type= discrete] [Format=numeric] [Range= 1932-9999] [Missing=*]
Statistics [NW/ W]	[Valid=2428 /-] [Invalid=0 /-]
Literal question	Q1A. To start with, and to help us to set a time scale, could you tell me in which year you were born (or your age as at last birthday)? Year of birth
Interviewer's instructions	GRID: Locate year of birth in the grid, note 0 in the columns titled "age", and fill in these columns by retracing the age till the current age of the respondent.

Value	Label	Cases	Percentage
1933		1	0.0%
1934		11	0.5%
1935		4	0.2%
1936		6	0.2%
1937		8	0.3%
1938		4	0.2%
1939		21	0.9%
1940		20	0.8%
1941		4	0.2%
1942		6	0.2%
1943		11	0.5%
1944		55	2.3%
1945		16	0.7%
1946		8	0.3%
1947		25	1.0%
1948		30	1.2%
1949		52	2.1%
1950		59	2.4%
1951		32	1.3%
1952		51	2.1%
1953		63	2.6%
1954		57	2.3%
1955		61	2.5%
1956		40	1.6%
1957		46	1.9%
1958		56	2.3%

File : gh_qb_short_stay

q1a: Year of birth

Value	Label	Cases	Percentage
1959		102	4.2%
1960		66	2.7%
1961		29	1.2%
1962		52	2.1%
1963		57	2.3%
1964		63	2.6%
1965		67	2.8%
1966		44	1.8%
1967		41	1.7%
1968		36	1.5%
1969		98	4.0%
1970		90	3.7%
1971		55	2.3%
1972		44	1.8%
1973		58	2.4%
1974		90	3.7%
1975		57	2.3%
1976		61	2.5%
1977		82	3.4%
1978		46	1.9%
1979		109	4.5%
1980		68	2.8%
1981		65	2.7%
1982		67	2.8%
1983		77	3.2%
1984		50	2.1%
1985		5	0.2%
1986		1	0.0%
1988		1	0.0%

Warning: these figures indicate the number of cases found in the data file. They cannot be interpreted as summary statistics of the population of interest.

age_survey: Age at survey

Information	[Type= continuous] [Format=numeric] [Range= 25-77] [Missing=*]
Statistics [NW/ W]	[Valid=2428 /-] [Invalid=0 /-] [Mean=43.763 /-] [StdDev=12.295 /-]
Literal question	Q1A. To start with, and to help us to set a time scale, could you tell me in which year you were born (or your age as at last birthday)? Age
Interviewer's instructions	GRID: Locate year of birth in the grid, note 0 in the columns titled "age", and fill in these columns by retracing the age till the current age of the respondent.

q18: Which is the last school year you attended

Information	[Type= discrete] [Format=numeric] [Range= 0-2147483624] [Missing=*]
Statistics [NW/ W]	[Valid=2407 /-] [Invalid=21 /-]
Literal question	Q18. Let's talk about your studies: Which is the last school year you attended?
Post-question	If q18 in 0, 1, 2, 3, 4, 5, 6, 7, 8, 9 => Go to next page

File : gh_qb_short_stay

q18: Which is the last school year you attended

Interviewer's instructions	- If EGO has no formal education: Encircle the code 00 below - If EGO has some formal education: Encircle the corresponding code
-----------------------------------	---

Value	Label	Cases	Percentage
0	None	105	4.4%
1	Pre-school	1	0.0%
2	Pre-school	4	0.2%
3	Pre-school	2	0.1%
4	Primary/Basic	4	0.2%
5	Primary/Basic	3	0.1%
6	Primary/Basic	22	0.9%
7	Primary/Basic	13	0.5%
8	Primary/Basic	18	0.7%
9	Primary/Basic	77	3.2%
10	MS/JSS/JHS/Secondary	26	1.1%
11	MS/JSS/JHS/Secondary	46	1.9%
12	MS/JSS/JHS/Secondary	202	8.4%
13	MS/SSS/SHS/Tech/Voc/Secondary	405	16.8%
14	SSS/SHS/Tech/Voc/Secondary	105	4.4%
15	SSS/SHS/Tech/Voc/Secondary/Post secondary	287	11.9%
16	Secondary/Post secondary	212	8.8%
17	Post secondary/Bachelor Degree	265	11.0%
18	Bachelor Degree	13	0.5%
19	Bachelor Degree	74	3.1%
20	Bachelor Degree	271	11.3%
21	Second Degree/PhD	37	1.5%
22	Second Degree/PhD	164	6.8%
23	PhD	51	2.1%
Sysmiss		21	

Warning: these figures indicate the number of cases found in the data file. They cannot be interpreted as summary statistics of the population of interest.

q1100d: Beginning year of the stay

Information	[Type= discrete] [Format=numeric] [Range= 1876-2147483624] [Missing=*]
Statistics [NW/ W]	[Valid=1174 /-] [Invalid=1254 /-]
Source	MAFE team
Literal question	1101/02/03/04/05/06/07/08/09/10/11/12/13/14/15/16/17/18/19/20/21/22/23/24D - 1101/02/03/04/05/06/07/08/09/10/11/12/13/14/15/16/17/18/19/20/21/22/23/24F. 1st/2nd/3rd/4th/5th/6th/7th/8th/9th/10th/11th/12th/13th/14th/15th/16th/17th/18th/19th/20th/21th/22/23/24th stay outside Ghana Start year
Interviewer's instructions	Motive: Several answers are possible. If over a period of several years the respondent travels every year to one or several countries for the same motive: GROUP these stays outside Ghana on a single line. Indicate the start and end dates of this period of repeated travelling. List all countries in which Ego stayed during this period.

Value	Label	Cases	Percentage
1955		2	0.2%
1966		4	0.3%

File : gh_qb_short_stay

q1100d: Beginning year of the stay

Value	Label	Cases	Percentage
1967		8	0.7%
1968		4	0.3%
1969		3	0.3%
1970		1	0.1%
1971		4	0.3%
1972		3	0.3%
1973		5	0.4%
1974		5	0.4%
1975		6	0.5%
1976		5	0.4%
1977		6	0.5%
1978		8	0.7%
1979		5	0.4%
1980		6	0.5%
1981		11	0.9%
1982		8	0.7%
1983		11	0.9%
1984		11	0.9%
1985		9	0.8%
1986		21	1.8%
1987		13	1.1%
1988		15	1.3%
1989		25	2.1%
1990		17	1.4%
1991		19	1.6%
1992		25	2.1%
1993		32	2.7%
1994		23	2.0%
1995		29	2.5%
1996		27	2.3%
1997		32	2.7%
1998		38	3.2%
1999		41	3.5%
2000		52	4.4%
2001		52	4.4%
2002		60	5.1%
2003		54	4.6%
2004		74	6.3%
2005		88	7.5%
2006		68	5.8%
2007		89	7.6%
2008		93	7.9%
2009		62	5.3%

File : gh_qb_short_stay

q1100d: Beginning year of the stay

Value	Label	Cases	Percentage
Sysmiss		1254	

Warning: these figures indicate the number of cases found in the data file. They cannot be interpreted as summary statistics of the population of interest.

q1100f: End year of the stay

Information	[Type= discrete] [Format=numeric] [Range= 1876-2147483624] [Missing=*]
Statistics [NW/ W]	[Valid=1171 /-] [Invalid=1257 /-]
Source	MAFE team
Literal question	1101/02/03/04/05/06/07/08/09/10/11/12/13/14/15/16/17/18/19/20/21/22/23/24D - 1101/02/03/04/05/06/07/08/09/10/11/12/13/14/15/16/17/18/19/20/21/22/23/24F. 1st/2nd/3rd/4th/5th/6th/7th/8th/9th/10th/11th/12th/13th/14th/15th/16th/17th/18th/19th/20th/21th/22/23/24th stay outside Ghana End year
Interviewer's instructions	Motive: Several answers are possible. If over a period of several years the respondent travels every year to one or several countries for the same motive: GROUP these stays outside Ghana on a single line. Indicate the start and end dates of this period of repeated travelling. List all countries in which Ego stayed during this period.

Value	Label	Cases	Percentage
1955		1	0.1%
1966		4	0.3%
1967		6	0.5%
1968		4	0.3%
1969		3	0.3%
1970		1	0.1%
1971		3	0.3%
1972		2	0.2%
1973		4	0.3%
1974		3	0.3%
1975		4	0.3%
1976		5	0.4%
1977		4	0.3%
1978		10	0.9%
1979		5	0.4%
1980		8	0.7%
1981		7	0.6%
1982		7	0.6%
1983		10	0.9%
1984		11	0.9%
1985		7	0.6%
1986		19	1.6%
1987		13	1.1%
1988		15	1.3%
1989		21	1.8%
1990		13	1.1%
1991		21	1.8%
1992		20	1.7%

File : gh_qb_short_stay

q1100f: End year of the stay

Value	Label	Cases	Percentage
1993		32	2.7%
1994		22	1.9%
1995		26	2.2%
1996		25	2.1%
1997		31	2.6%
1998		33	2.8%
1999		39	3.3%
2000		52	4.4%
2001		49	4.2%
2002		58	5.0%
2003		56	4.8%
2004		73	6.2%
2005		84	7.2%
2006		72	6.1%
2007		89	7.6%
2008		93	7.9%
2009		106	9.1%
Sysmiss		1257	

Warning: these figures indicate the number of cases found in the data file. They cannot be interpreted as summary statistics of the population of interest.

country: Country of the stay

Information	[Type= discrete] [Format=numeric] [Range= 96000-2147483624] [Missing=*]
Statistics [NW/ W]	[Valid=1168 /-] [Invalid=1260 /-]
Source	MAFE team
Literal question	1101/02/03/04/05/06/07/08/09/10/11/12/13/14/15/16/17/18/19/20/21/22/23/24P. Country
Interviewer's instructions	<p>Motive: Several answers are possible. If over a period of several years the respondent travels every year to one or several countries for the same motive: GROUP these stays outside Ghana on a single line. Indicate the start and end dates of this period of repeated travelling. List all countries in which Ego stayed during this period.</p> <p>Note in plain text</p>

Value	Label	Cases	Percentage
96000	FRANCE	60	5.1%
99101	DENMARK	13	1.1%
99103	NORWAY	4	0.3%
99104	SWEDEN	9	0.8%
99109	GERMANY	94	8.0%
99110	AUSTRIA	5	0.4%
99111	BULGARIA	1	0.1%
99116	CZECH REPUBLIC	2	0.2%
99119	CROATIA	3	0.3%
99122	POLAND	1	0.1%
99126	GREECE	5	0.4%
99127	ITALY	41	3.5%
99131	BELGIUM	63	5.4%

File : gh_qb_short_stay

country: Country of the stay

Value	Label	Cases	Percentage
99132	UNITED KINGDOM	167	14.3%
99134	SPAIN	42	3.6%
99135	NETHERLANDS	55	4.7%
99136	IRELAND or EIRE	3	0.3%
99137	LUXEMBOURG	2	0.2%
99139	PORTUGAL	5	0.4%
99140	SWITZERLAND	28	2.4%
99144	MALTA	5	0.4%
99201	SAUDI ARABIA	7	0.6%
99205	LEBANON	1	0.1%
99207	ISRAEL	2	0.2%
99208	TURKEY	2	0.2%
99213	PAKISTAN	1	0.1%
99216	CHINA	12	1.0%
99217	JAPAN	5	0.4%
99219	THAILAND	3	0.3%
99220	PHILIPPINES	4	0.3%
99223	INDIA	5	0.4%
99226	SINGAPORE	3	0.3%
99227	MALAYSIA	2	0.2%
99230	HONG KONG	2	0.2%
99231	INDONESIA	1	0.1%
99234	CAMBODIA	1	0.1%
99235	SRI LANKA	2	0.2%
99237	KOREA	2	0.2%
99247	UNITED ARAB EMIRATES	6	0.5%
99250	OMAN	1	0.1%
99254	CYPRUS	1	0.1%
99261	PALESTINE	1	0.1%
99301	EGYPT	7	0.6%
99302	LIBERIA	6	0.5%
99303	SOUTH AFRICA	26	2.2%
99304	GAMBIA	3	0.3%
99309	TANZANIA	2	0.2%
99310	ZIMBABWE	3	0.3%
99311	NAMIBIA	1	0.1%
99313	SPANISH PROVINCES OF AFRICA	1	0.1%
99315	ETHIOPIA	5	0.4%
99316	LIBYA	2	0.2%
99322	CAMEROON	8	0.7%
99324	CONGO	3	0.3%
99326	COTE DIVOIRE	36	3.1%
99327	BENIN	12	1.0%

File : gh_qb_short_stay

country: Country of the stay

Value	Label	Cases	Percentage
99328	GABON	1	0.1%
99329	GHANA	3	0.3%
99330	GUINEA	2	0.2%
99331	BURKINA FASO	12	1.0%
99332	KENYA	12	1.0%
99335	MALI	8	0.7%
99337	NIGER	2	0.2%
99338	NIGERIA	71	6.1%
99339	UGANDA	6	0.5%
99341	SENEGAL	5	0.4%
99342	SIERRA LEONE	3	0.3%
99345	TOGO	89	7.6%
99346	ZAMBIA	1	0.1%
99347	BOTSWANA	2	0.2%
99351	TUNISIA	3	0.3%
99390	MAURITIUS	2	0.2%
99391	SWAZILAND	2	0.2%
99393	MOZAMBIQUE	2	0.2%
99395	ANGOLA	1	0.1%
99401	CANADA	23	2.0%
99404	UNITED STATES	118	10.1%
99405	MEXICO	1	0.1%
99411	HONDURAS	1	0.1%
99425	BERMUDA	1	0.1%
99432	PUERTO RICO	1	0.1%
99435	GRENADA	1	0.1%
99439	SAINT LUCIA	1	0.1%
99442	SAINT KITTS AND NEVIS	1	0.1%
99446	BRITISH CARIBBEAN TERRITORIES	1	0.1%
99501	AUSTRALIA	4	0.3%
99505	AMERICAN SAMOA	1	0.1%
Sysmiss		1260	

Warning: these figures indicate the number of cases found in the data file. They cannot be interpreted as summary statistics of the population of interest.

reason: Motive of the stay

Information	[Type= discrete] [Format=numeric] [Range= 1-2] [Missing=*]
Statistics [NW/ W]	[Valid=1133 /-] [Invalid=1295 /-]
Source	MAFE team
Literal question	1101/02/03/04/05/06/07/08/09/10/11/12/13/14/15/16/17/18/19/20/21/22/23/24M. Motive
Post-question	- FOLLOWING STAYS => Next page - MODULE CITIZENSHIP => Page 62
Interviewer's instructions	Motive: Several answers are possible. If over a period of several years the respondent travels every year to one or several countries for the same motive: GROUP these stays outside Ghana on a single line. Indicate the start and end dates of this period of repeated travelling. List all countries in which Ego stayed during this period.

File : gh_qb_short_stay

reason: Motive of the stay

Value	Label	Cases	Percentage
1	Holidays	772	<div><div></div></div> 68.1%
2	Business	361	<div><div></div></div> 31.9%
Sysmiss		1295	

Warning: these figures indicate the number of cases found in the data file. They cannot be interpreted as summary statistics of the population of interest.

flag_age: Less than 25 years and more than 75 years

Information	[Type= discrete] [Format=numeric] [Range= 0-1] [Missing=*]
Statistics [NW/ W]	[Valid=2428 /-] [Invalid=0 /-]
Definition	The migrant is younger than 25 or older than 75 at the time of the survey.
Notes	These individuals have ages very close to the thresholds 25-75.

Value	Label	Cases	Percentage
0	No	2420	<div><div></div></div> 99.7%
1	Yes	8	<div><div></div></div> 0.3%

Warning: these figures indicate the number of cases found in the data file. They cannot be interpreted as summary statistics of the population of interest.

flag_arrival: First migration in Europe before 18

Information	[Type= discrete] [Format=numeric] [Range= 0-1] [Missing=*]
Statistics [NW/ W]	[Valid=2428 /-] [Invalid=0 /-]
Definition	The migrant (current or returnee) arrived in Europe the 1st time before 18.

Value	Label	Cases	Percentage
0	No	2408	<div><div></div></div> 99.2%
1	Yes	20	<div><div></div></div> 0.8%

Warning: these figures indicate the number of cases found in the data file. They cannot be interpreted as summary statistics of the population of interest.

weight_eur: Weighting normalized on the 3 european countries

Information	[Type= continuous] [Format=numeric] [Range= 0.123741947114468-2.92577934265137] [Missing=*]
Statistics [NW/ W]	[Valid=968 /-] [Invalid=1460 /-]
Definition	Use when working on the European countries pooled together (for example, the Senegalese population sampled in France, Italy and Spain). It should not be used if the analyses include individuals surveyed in Africa.

weight_all: Weighting normalized on the 4 countries

Information	[Type= continuous] [Format=numeric] [Range= 0.043433666229248-7.21617412567139] [Missing=*]
Statistics [NW/ W]	[Valid=2428 /-] [Invalid=0 /-]
Definition	Use when working on all countries of the MAFE survey (for example, Senegalese population from Senegalese, French, Italian and Spanish samples).

weight_ctry: Weighting normalized by country

Information	[Type= continuous] [Format=numeric] [Range= 0.054081816226244-5.26600313186646] [Missing=*]
Statistics [NW/ W]	[Valid=2428 /-] [Invalid=0 /-]
Definition	Use when working on a single country (for example, the Senegalese population sampled only in Senegal, or in any single European country).

File : gh_qb_citizenship

ident: Biographic individual identifier

Information	[Type= discrete] [Format=character] [Missing=*]
Statistics [NW/ W]	[Valid=1794 /-] [Invalid=0 /-]
Definition	Individual identifiant = 1st letter of country + n° of questionnaire compost

id_country: Country of the survey

Information	[Type= discrete] [Format=character] [Missing=*]
Statistics [NW/ W]	[Valid=1794 /-] [Invalid=0 /-]
Definition	Country where the data was collected: - G = Ghana - N = Netherlands - U = United Kingdom

Value	Label	Cases	Percentage
G		1191	<div></div> 66.4%
N		384	<div></div> 21.4%
U		219	<div></div> 12.2%

Warning: these figures indicate the number of cases found in the data file. They cannot be interpreted as summary statistics of the population of interest.

n_menage: ID of the HH

Information	[Type= continuous] [Format=numeric] [Range= 3-2011] [Missing=*]
Statistics [NW/ W]	[Valid=1191 /-] [Invalid=603 /-]
Definition	Household ID Only available for Africa

n_indiv: ID of the individual in the HH

Information	[Type= continuous] [Format=numeric] [Range= 0-101] [Missing=*]
Statistics [NW/ W]	[Valid=1191 /-] [Invalid=603 /-]
Definition	ID of each individual within her/his household Only available for Africa

num_dr: DR number

Information	[Type= continuous] [Format=numeric] [Range= 1-58] [Missing=*]
Statistics [NW/ W]	[Valid=1191 /-] [Invalid=603 /-]
Definition	Survey area ID Only available for Africa

strata_area: Strata - DR level

Information	[Type= discrete] [Format=numeric] [Range= 1-10] [Missing=*]
Statistics [NW/ W]	[Valid=1177 /-] [Invalid=617 /-]
Definition	Region area Only available for Africa

Value	Label	Cases	Percentage
1	Accra	795	<div></div> 67.5%
2	Kumasi	382	<div></div> 32.5%
Sysmiss		617	

Warning: these figures indicate the number of cases found in the data file. They cannot be interpreted as summary statistics of the population of interest.

strata_hh: Strata - household level

Information	[Type= discrete] [Format=numeric] [Range= 0-2] [Missing=*]
-------------	--

File : gh_qb_citizenship

strata_hh: Strata - household level

Statistics [NW/ W] [Valid=1177 /-] [Invalid=617 /-]

Definition Stratification by household migrant status according to the screening survey
Only available for Africa

Value	Label	Cases	Percentage
0	HH with no migrant	530	45.0%
1	HH with returnee(s)	178	15.1%
2	HH with current migrant(s)	469	39.8%
Sysmiss		617	

Warning: these figures indicate the number of cases found in the data file. They cannot be interpreted as summary statistics of the population of interest.

strata_ind: Strata - individual level

Information [Type= discrete] [Format=numeric] [Range= 1-3] [Missing=*]

Statistics [NW/ W] [Valid=1172 /-] [Invalid=622 /-]

Definition 3 strata according to the individuals' migratory status
Only available for Africa

Value	Label	Cases	Percentage
1	Return migrant	293	25.0%
2	Partner of a migrant	111	9.5%
3	Other non migrant	768	65.5%
Sysmiss		622	

Warning: these figures indicate the number of cases found in the data file. They cannot be interpreted as summary statistics of the population of interest.

num_nat: Number of the nationality period

Information [Type= continuous] [Format=numeric] [Range= 1-3] [Missing=*]

Statistics [NW/ W] [Valid=1794 /-] [Invalid=0 /-] [Mean=1.107 /-] [StdDev=0.316 /-]

q1: Sex

Information [Type= discrete] [Format=numeric] [Range= 1-9999] [Missing=*]

Statistics [NW/ W] [Valid=1794 /-] [Invalid=0 /-]

Literal question Q1. The respondent is:

Post-question To begin with, I would like to note the major events and periods of your life on this grid. We will begin at the time of your birth. Later we will look at these periods of life in some more detail.

Value	Label	Cases	Percentage
1	Man	783	43.6%
2	Woman	1011	56.4%

Warning: these figures indicate the number of cases found in the data file. They cannot be interpreted as summary statistics of the population of interest.

q1a: Year of birth

Information [Type= discrete] [Format=numeric] [Range= 1932-9999] [Missing=*]

Statistics [NW/ W] [Valid=1794 /-] [Invalid=0 /-]

Literal question Q1A. To start with, and to help us to set a time scale, could you tell me in which year you were born (or your age as at last birthday)?
Year of birth

Interviewer's instructions GRID: Locate year of birth in the grid, note 0 in the columns titled "age", and fill in these columns by retracing the age till the current age of the respondent.

File : gh_qb_citizenship

q1a: Year of birth

Value	Label	Cases	Percentage
1933		1	0.1%
1934		5	0.3%
1935		3	0.2%
1936		7	0.4%
1937		9	0.5%
1938		4	0.2%
1939		12	0.7%
1940		10	0.6%
1941		4	0.2%
1942		4	0.2%
1943		7	0.4%
1944		20	1.1%
1945		14	0.8%
1946		6	0.3%
1947		15	0.8%
1948		18	1.0%
1949		32	1.8%
1950		22	1.2%
1951		22	1.2%
1952		34	1.9%
1953		34	1.9%
1954		33	1.8%
1955		35	2.0%
1956		25	1.4%
1957		36	2.0%
1958		46	2.6%
1959		65	3.6%
1960		47	2.6%
1961		27	1.5%
1962		39	2.2%
1963		44	2.5%
1964		51	2.8%
1965		43	2.4%
1966		37	2.1%
1967		38	2.1%
1968		36	2.0%
1969		75	4.2%
1970		70	3.9%
1971		42	2.3%
1972		44	2.5%
1973		47	2.6%
1974		78	4.3%
1975		45	2.5%

File : gh_qb_citizenship

q1a: Year of birth

Value	Label	Cases	Percentage
1976		48	2.7%
1977		53	3.0%
1978		39	2.2%
1979		92	5.1%
1980		49	2.7%
1981		59	3.3%
1982		56	3.1%
1983		57	3.2%
1984		49	2.7%
1985		4	0.2%
1986		1	0.1%
1988		1	0.1%

Warning: these figures indicate the number of cases found in the data file. They cannot be interpreted as summary statistics of the population of interest.

age_survey: Age at survey

Information	[Type= continuous] [Format=numeric] [Range= 25-77] [Missing=*]
Statistics [NW/ W]	[Valid=1794 /-] [Invalid=0 /-] [Mean=42.351 /-] [StdDev=11.928 /-]
Literal question	Q1A. To start with, and to help us to set a time scale, could you tell me in which year you were born (or your age as at last birthday)? Age
Interviewer's instructions	GRID: Locate year of birth in the grid, note 0 in the columns titled "age", and fill in these columns by retracing the age till the current age of the respondent.

q18: Which is the last school year you attended

Information	[Type= discrete] [Format=numeric] [Range= 0-2147483624] [Missing=*]
Statistics [NW/ W]	[Valid=1775 /-] [Invalid=19 /-]
Literal question	Q18. Let's talk about your studies: Which is the last school year you attended?
Post-question	If q18 in 0, 1, 2, 3, 4, 5, 6, 7, 8, 9 => Go to next page
Interviewer's instructions	- If EGO has no formal education: Encircle the code 00 below - If EGO has some formal education: Encircle the corresponding code

Value	Label	Cases	Percentage
0	None	98	5.5%
1	Pre-school	1	0.1%
2	Pre-school	4	0.2%
3	Pre-school	2	0.1%
4	Primary/Basic	3	0.2%
5	Primary/Basic	3	0.2%
6	Primary/Basic	21	1.2%
7	Primary/Basic	11	0.6%
8	Primary/Basic	16	0.9%
9	Primary/Basic	61	3.4%
10	MS/JSS/JHS/Secondary	24	1.4%
11	MS/JSS/JHS/Secondary	36	2.0%
12	MS/JSS/JHS/Secondary	183	10.3%
13	MS/SSS/SHS/Tech/Voc/Secondary	375	21.1%

File : gh_qb_citizenship

q18: Which is the last school year you attended

Value	Label	Cases	Percentage
14	SSS/SHS/Tech/Voc/Secondary	92	5.2%
15	SSS/SHS/Tech/Voc/Secondary/Post secondary	224	12.6%
16	Secondary/Post secondary	141	7.9%
17	Post secondary/Bachelor Degree	200	11.3%
18	Bachelor Degree	12	0.7%
19	Bachelor Degree	27	1.5%
20	Bachelor Degree	149	8.4%
21	Second Degree/PhD	15	0.8%
22	Second Degree/PhD	62	3.5%
23	PhD	15	0.8%
Sysmiss		19	

Warning: these figures indicate the number of cases found in the data file. They cannot be interpreted as summary statistics of the population of interest.

q1200d: Start year period

Information	[Type= discrete] [Format=numeric] [Range= 1932-2147483624] [Missing=*]
Statistics [NW/ W]	[Valid=1794 /-] [Invalid=0 /-]
Source	MAFE team
Literal question	1200/1/2/3D - 1200/1/2/3F. Nationality or nationalities by birth/1st change/2nd change/3rd change Start year
Interviewer's instructions	Cross out if no change

Value	Label	Cases	Percentage
1933		1	0.1%
1934		5	0.3%
1935		3	0.2%
1936		6	0.3%
1937		8	0.4%
1938		4	0.2%
1939		10	0.6%
1940		9	0.5%
1941		4	0.2%
1942		4	0.2%
1943		7	0.4%
1944		17	0.9%
1945		10	0.6%
1946		7	0.4%
1947		14	0.8%
1948		15	0.8%
1949		28	1.6%
1950		14	0.8%
1951		17	0.9%
1952		28	1.6%
1953		27	1.5%
1954		27	1.5%
1955		32	1.8%

File : gh_qb_citizenship

q1200d: Start year period

Value	Label	Cases	Percentage
1956		21	1.2%
1957		31	1.7%
1958		32	1.8%
1959		55	3.1%
1960		36	2.0%
1961		24	1.3%
1962		32	1.8%
1963		37	2.1%
1964		48	2.7%
1965		36	2.0%
1966		35	2.0%
1967		35	2.0%
1968		30	1.7%
1969		69	3.8%
1970		58	3.2%
1971		40	2.2%
1972		41	2.3%
1973		47	2.6%
1974		73	4.1%
1975		44	2.5%
1976		46	2.6%
1977		51	2.8%
1978		38	2.1%
1979		86	4.8%
1980		46	2.6%
1981		59	3.3%
1982		56	3.1%
1983		59	3.3%
1984		51	2.8%
1985		8	0.4%
1986		5	0.3%
1987		5	0.3%
1988		8	0.4%
1989		3	0.2%
1990		4	0.2%
1991		5	0.3%
1992		6	0.3%
1993		4	0.2%
1994		8	0.4%
1995		12	0.7%
1996		11	0.6%
1997		10	0.6%
1998		6	0.3%

File : gh_qb_citizenship

q1200d: Start year period

Value	Label	Cases	Percentage
1999		6	0.3%
2000		8	0.4%
2001		5	0.3%
2002		6	0.3%
2003		4	0.2%
2004		13	0.7%
2005		6	0.3%
2006		8	0.4%
2007		8	0.4%
2008		15	0.8%
2009		7	0.4%

Warning: these figures indicate the number of cases found in the data file. They cannot be interpreted as summary statistics of the population of interest.

q1200f: End year period

Information	[Type= discrete] [Format=numeric] [Range= 1953-2147483624] [Missing=*]
Statistics [NW/ W]	[Valid=181 -/] [Invalid=1613 -/]
Source	MAFE team
Literal question	1200/1/2/3D - 1200/1/2/3F. Nationality or nationalities by birth/1st change/2nd change/3rd change End year
Interviewer's instructions	Cross out if no change

Value	Label	Cases	Percentage
1969		1	0.6%
1973		1	0.6%
1974		3	1.7%
1975		1	0.6%
1978		1	0.6%
1979		1	0.6%
1983		2	1.1%
1984		3	1.7%
1985		4	2.2%
1986		4	2.2%
1987		5	2.8%
1988		7	3.9%
1989		3	1.7%
1990		4	2.2%
1991		5	2.8%
1992		6	3.3%
1993		4	2.2%
1994		8	4.4%
1995		12	6.6%
1996		11	6.1%
1997		10	5.5%
1998		6	3.3%
1999		6	3.3%

File : gh_qb_citizenship

q1200f: End year period

Value	Label	Cases	Percentage
2000		8	<div><div></div></div> 4.4%
2001		5	<div><div></div></div> 2.8%
2002		6	<div><div></div></div> 3.3%
2003		4	<div><div></div></div> 2.2%
2004		13	<div><div></div></div> 7.2%
2005		6	<div><div></div></div> 3.3%
2006		8	<div><div></div></div> 4.4%
2007		8	<div><div></div></div> 4.4%
2008		15	<div><div></div></div> 8.3%
Sysmiss		1613	

Warning: these figures indicate the number of cases found in the data file. They cannot be interpreted as summary statistics of the population of interest.

first_nat: Nationality 1

Information	[Type= discrete] [Format=numeric] [Range= 96000-99527] [Missing=*]
Statistics [NW/ W]	[Valid=1793 /-] [Invalid=1 /-]
Source	MAFE team
Literal question	1200/1/2/3N. Nationalities held Nationality 1
Interviewer's instructions	In CAPITAL letters

Value	Label	Cases	Percentage
99131	BELGIUM	1	<div><div></div></div> 0.1%
99132	UNITED KINGDOM	36	<div><div></div></div> 2.0%
99135	NETHERLANDS	92	<div><div></div></div> 5.1%
99303	SOUTH AFRICA	1	<div><div></div></div> 0.1%
99326	COTE DIVOIRE	2	<div><div></div></div> 0.1%
99329	GHANA	1659	<div><div></div></div> 92.5%
99404	UNITED STATES	1	<div><div></div></div> 0.1%
99505	AMERICAN SAMOA	1	<div><div></div></div> 0.1%
Sysmiss		1	

Warning: these figures indicate the number of cases found in the data file. They cannot be interpreted as summary statistics of the population of interest.

second_nat: Nationality 2

Information	[Type= discrete] [Format=numeric] [Range= 96000-99527] [Missing=*]
Statistics [NW/ W]	[Valid=84 /-] [Invalid=1710 /-]
Source	MAFE team
Literal question	1200/1/2/3N. Nationalities held Nationality 2
Interviewer's instructions	In CAPITAL letters

Value	Label	Cases	Percentage
96000	France	1	<div><div></div></div> 1.2%
99127	ITALY	1	<div><div></div></div> 1.2%
99132	UNITED KINGDOM	33	<div><div></div></div> 39.3%
99134	SPAIN	1	<div><div></div></div> 1.2%
99135	NETHERLANDS	12	<div><div></div></div> 14.3%

File : gh_qb_citizenship

second_nat: Nationality 2

Value	Label	Cases	Percentage
99327	BENIN	1	1.2%
99329	GHANA	26	31.0%
99331	BURKINA FASO	1	1.2%
99338	NIGERIA	2	2.4%
99345	TOGO	2	2.4%
99401	CANADA	1	1.2%
99446	BRITISH CARIBBEAN TERRITORIES	1	1.2%
99505	AMERICAN SAMOA	2	2.4%
Sysmiss		1710	

Warning: these figures indicate the number of cases found in the data file. They cannot be interpreted as summary statistics of the population of interest.

flag_age: Less than 25 years and more than 75 years

Information	[Type= discrete] [Format=numeric] [Range= 0-1] [Missing=*]
Statistics [NW/ W]	[Valid=1794 /-] [Invalid=0 /-]
Definition	The migrant is younger than 25 or older than 75 at the time of the survey.
Notes	These individuals have ages very close to the thresholds 25-75.

Value	Label	Cases	Percentage
0	No	1787	99.6%
1	Yes	7	0.4%

Warning: these figures indicate the number of cases found in the data file. They cannot be interpreted as summary statistics of the population of interest.

flag_arrival: First migration in Europe before 18

Information	[Type= discrete] [Format=numeric] [Range= 0-1] [Missing=*]
Statistics [NW/ W]	[Valid=1794 /-] [Invalid=0 /-]
Definition	The migrant (current or returnee) arrived in Europe the 1st time before 18.

Value	Label	Cases	Percentage
0	No	1784	99.4%
1	Yes	10	0.6%

Warning: these figures indicate the number of cases found in the data file. They cannot be interpreted as summary statistics of the population of interest.

weight_eur: Weighting normalized on the 3 european countries

Information	[Type= continuous] [Format=numeric] [Range= 0.123741947114468-2.92577934265137] [Missing=*]
Statistics [NW/ W]	[Valid=603 /-] [Invalid=1191 /-]
Definition	Use when working on the European countries pooled together (for example, the Senegalese population sampled in France, Italy and Spain). It should not be used if the analyses include individuals surveyed in Africa.

weight_all: Weighting normalized on the 4 countries

Information	[Type= continuous] [Format=numeric] [Range= 0.043433666229248-7.21617412567139] [Missing=*]
Statistics [NW/ W]	[Valid=1794 /-] [Invalid=0 /-]
Definition	Use when working on all countries of the MAFE survey (for example, Senegalese population from Senegalese, French, Italian and Spanish samples).

weight_ctry: Weighting normalized by country

Information	[Type= continuous] [Format=numeric] [Range= 0.054081816226244-5.26600313186646] [Missing=*]
Statistics [NW/ W]	[Valid=1794 /-] [Invalid=0 /-]

File : gh_qb_citizenship

weight_etry: Weighting normalized by country

Definition	Use when working on a single country (for example, the Senegalese population sampled only in Senegal, or in any single European country).
------------	---

File : gh_qb_asylum

ident: Biographic individual identifier

Information	[Type= discrete] [Format=character] [Missing=*]
Statistics [NW/ W]	[Valid=1673 -/] [Invalid=0 -/]
Definition	Individual identifiant = 1st letter of country + n° of questionnaire compost

id_country: Country of the survey

Information	[Type= discrete] [Format=character] [Missing=*]
Statistics [NW/ W]	[Valid=1673 -/] [Invalid=0 -/]
Definition	Country where the data was collected: - G = Ghana - N = Netherlands - U = United Kingdom

Value	Label	Cases	Percentage
G		1248	<div></div> 74.6%
N		276	<div></div> 16.5%
U		149	<div></div> 8.9%

Warning: these figures indicate the number of cases found in the data file. They cannot be interpreted as summary statistics of the population of interest.

n_menage: ID of the HH

Information	[Type= continuous] [Format=numeric] [Range= 3-2011] [Missing=*]
Statistics [NW/ W]	[Valid=3 -/] [Invalid=1670 -/]
Definition	Household ID Only available for Africa

n_indiv: ID of the individual in the HH

Information	[Type= continuous] [Format=numeric] [Range= 0-101] [Missing=*]
Statistics [NW/ W]	[Valid=1248 -/] [Invalid=425 -/]
Definition	ID of each individual within her/his household Only available for Africa

num_dr: DR number

Information	[Type= continuous] [Format=numeric] [Range= 1-58] [Missing=*]
Statistics [NW/ W]	[Valid=1185 -/] [Invalid=488 -/]
Definition	Survey area ID Only available for Africa

strata_area: Strata - DR level

Information	[Type= discrete] [Format=numeric] [Range= 1-10] [Missing=*]
Statistics [NW/ W]	[Valid=1230 -/] [Invalid=443 -/]
Definition	Region area Only available for Africa

Value	Label	Cases	Percentage
1	Accra	841	<div></div> 68.4%
2	Kumasi	389	<div></div> 31.6%
Sysmiss		443	

Warning: these figures indicate the number of cases found in the data file. They cannot be interpreted as summary statistics of the population of interest.

strata_hh: Strata - household level

Information	[Type= discrete] [Format=numeric] [Range= 0-2] [Missing=*]
-------------	--

File : gh_qb_asylum

strata_hh: Strata - household level

Statistics [NW/ W] [Valid=1230 /-] [Invalid=443 /-]

Definition Stratification by household migrant status according to the screening survey
Only available for Africa

Value	Label	Cases	Percentage
0	HH with no migrant	556	45.2%
1	HH with returnee(s)	189	15.4%
2	HH with current migrant(s)	485	39.4%
Sysmiss		443	

Warning: these figures indicate the number of cases found in the data file. They cannot be interpreted as summary statistics of the population of interest.

strata_ind: Strata - individual level

Information [Type= discrete] [Format=numeric] [Range= 1-3] [Missing=*]

Statistics [NW/ W] [Valid=1222 /-] [Invalid=451 /-]

Definition 3 strata according to the individuals' migratory status
Only available for Africa

Value	Label	Cases	Percentage
1	Return migrant	300	24.5%
2	Partner of a migrant	113	9.2%
3	Other non migrant	809	66.2%
Sysmiss		451	

Warning: these figures indicate the number of cases found in the data file. They cannot be interpreted as summary statistics of the population of interest.

num_asyl: Number of the asylum request

Information [Type= discrete] [Format=numeric] [Range= 1-4] [Missing=*]

Statistics [NW/ W] [Valid=21 /-] [Invalid=1652 /-]

Value	Label	Cases	Percentage
1		17	81.0%
2		3	14.3%
3		1	4.8%
Sysmiss		1652	

Warning: these figures indicate the number of cases found in the data file. They cannot be interpreted as summary statistics of the population of interest.

q1: Sex

Information [Type= discrete] [Format=numeric] [Range= 1-9999] [Missing=*]

Statistics [NW/ W] [Valid=1673 /-] [Invalid=0 /-]

Literal question Q1. The respondent is:

Post-question To begin with, I would like to note the major events and periods of your life on this grid. We will begin at the time of your birth. Later we will look at these periods of life in some more detail.

Value	Label	Cases	Percentage
1	Man	722	43.2%
2	Woman	951	56.8%

Warning: these figures indicate the number of cases found in the data file. They cannot be interpreted as summary statistics of the population of interest.

q1a: Year of birth

Information [Type= discrete] [Format=numeric] [Range= 1932-9999] [Missing=*]

Statistics [NW/ W] [Valid=1673 /-] [Invalid=0 /-]

File : gh_qb_asylum

q1a: Year of birth

Literal question	Q1A. To start with, and to help us to set a time scale, could you tell me in which year you were born (or your age as at last birthday)? Year of birth
Interviewer's instructions	GRID: Locate year of birth in the grid, note 0 in the columns titled "age", and fill in these columns by retracing the age till the current age of the respondent.

Value	Label	Cases	Percentage
1933		1	0.1%
1934		5	0.3%
1935		4	0.2%
1936		6	0.4%
1937		8	0.5%
1938		4	0.2%
1939		10	0.6%
1940		9	0.5%
1941		4	0.2%
1942		4	0.2%
1943		7	0.4%
1944		18	1.1%
1945		11	0.7%
1946		8	0.5%
1947		14	0.8%
1948		15	0.9%
1949		29	1.7%
1950		18	1.1%
1951		19	1.1%
1952		26	1.6%
1953		28	1.7%
1954		30	1.8%
1955		32	1.9%
1956		23	1.4%
1957		34	2.0%
1958		35	2.1%
1959		57	3.4%
1960		36	2.2%
1961		25	1.5%
1962		38	2.3%
1963		39	2.3%
1964		48	2.9%
1965		37	2.2%
1966		35	2.1%
1967		34	2.0%
1968		31	1.9%
1969		69	4.1%
1970		62	3.7%
1971		40	2.4%

File : gh_qb_asylum

q1a: Year of birth

Value	Label	Cases	Percentage
1972		42	<div><div></div></div> 2.5%
1973		48	<div><div></div></div> 2.9%
1974		72	<div><div></div></div> 4.3%
1975		44	<div><div></div></div> 2.6%
1976		51	<div><div></div></div> 3.0%
1977		54	<div><div></div></div> 3.2%
1978		37	<div><div></div></div> 2.2%
1979		89	<div><div></div></div> 5.3%
1980		49	<div><div></div></div> 2.9%
1981		60	<div><div></div></div> 3.6%
1982		57	<div><div></div></div> 3.4%
1983		61	<div><div></div></div> 3.6%
1984		50	<div><div></div></div> 3.0%
1985		4	<div><div></div></div> 0.2%
1986		1	<div><div></div></div> 0.1%
1988		1	<div><div></div></div> 0.1%

Warning: these figures indicate the number of cases found in the data file. They cannot be interpreted as summary statistics of the population of interest.

age_survey: Age at survey

Information	[Type= continuous] [Format=numeric] [Range= 25-77] [Missing=*]
Statistics [NW/ W]	[Valid=1673 /-] [Invalid=0 /-] [Mean=41.757 /-] [StdDev=11.992 /-]
Literal question	Q1A. To start with, and to help us to set a time scale, could you tell me in which year you were born (or your age as at last birthday)? Age
Interviewer's instructions	GRID: Locate year of birth in the grid, note 0 in the columns titled "age", and fill in these columns by retracing the age till the current age of the respondent.

q18: Which is the last school year you attended

Information	[Type= discrete] [Format=numeric] [Range= 0-2147483624] [Missing=*]
Statistics [NW/ W]	[Valid=1655 /-] [Invalid=18 /-]
Literal question	Q18. Let's talk about your studies: Which is the last school year you attended?
Post-question	If q18 in 0, 1, 2, 3, 4, 5, 6, 7, 8, 9 => Go to next page
Interviewer's instructions	- If EGO has no formal education: Encircle the code 00 below - If EGO has some formal education: Encircle the corresponding code

Value	Label	Cases	Percentage
0	None	98	<div><div></div></div> 5.9%
1	Pre-school	1	<div><div></div></div> 0.1%
2	Pre-school	4	<div><div></div></div> 0.2%
3	Pre-school	2	<div><div></div></div> 0.1%
4	Primary/Basic	3	<div><div></div></div> 0.2%
5	Primary/Basic	3	<div><div></div></div> 0.2%
6	Primary/Basic	17	<div><div></div></div> 1.0%
7	Primary/Basic	11	<div><div></div></div> 0.7%
8	Primary/Basic	18	<div><div></div></div> 1.1%
9	Primary/Basic	62	<div><div></div></div> 3.7%

File : gh_qb_asylum

q18: Which is the last school year you attended

Value	Label	Cases	Percentage
10	MS/JSS/JHS/Secondary	22	1.3%
11	MS/JSS/JHS/Secondary	36	2.2%
12	MS/JSS/JHS/Secondary	184	11.1%
13	MS/SSS/SHS/Tech/Voc/Secondary	365	22.1%
14	SSS/SHS/Tech/Voc/Secondary	86	5.2%
15	SSS/SHS/Tech/Voc/Secondary/Post secondary	222	13.4%
16	Secondary/Post secondary	109	6.6%
17	Post secondary/Bachelor Degree	177	10.7%
18	Bachelor Degree	11	0.7%
19	Bachelor Degree	20	1.2%
20	Bachelor Degree	128	7.7%
21	Second Degree/PhD	13	0.8%
22	Second Degree/PhD	51	3.1%
23	PhD	12	0.7%
Sysmiss		18	

Warning: these figures indicate the number of cases found in the data file. They cannot be interpreted as summary statistics of the population of interest.

country: Country where asylum was sought

Information	[Type= discrete] [Format=numeric] [Range= 96000-99527] [Missing=*]
Statistics [NW/ W]	[Valid=21 /-] [Invalid=1652 /-]
Source	MAFE team
Literal question	1301/2/3/4P. Country where the 1st/2nd/3rd/4th application for asylum was sought

Value	Label	Cases	Percentage
99109	GERMANY	11	52.4%
99127	ITALY	1	4.8%
99131	BELGIUM	2	9.5%
99132	UNITED KINGDOM	4	19.0%
99135	NETHERLANDS	2	9.5%
99144	MALTA	1	4.8%
Sysmiss		1652	

Warning: these figures indicate the number of cases found in the data file. They cannot be interpreted as summary statistics of the population of interest.

y_request: Year of application

Information	[Type= discrete] [Format=numeric] [Range= 1988-9999] [Missing=*]
Statistics [NW/ W]	[Valid=21 /-] [Invalid=1652 /-]
Source	MAFE team
Literal question	1301/2/3/4D. Year of application

Value	Label	Cases	Percentage
1974		1	4.8%
1977		1	4.8%
1979		1	4.8%
1980		1	4.8%
1981		1	4.8%

File : gh_qb_asylum

y_request: Year of application

Value	Label	Cases	Percentage
1983		1	<div></div> 4.8%
1985		3	<div></div> 14.3%
1986		2	<div></div> 9.5%
1987		2	<div></div> 9.5%
1989		1	<div></div> 4.8%
1990		1	<div></div> 4.8%
1992		1	<div></div> 4.8%
1993		1	<div></div> 4.8%
1995		1	<div></div> 4.8%
1996		1	<div></div> 4.8%
1997		1	<div></div> 4.8%
2002		1	<div></div> 4.8%
Sysmiss		1652	

Warning: these figures indicate the number of cases found in the data file. They cannot be interpreted as summary statistics of the population of interest.

y_obtaining: Year of obtaining

Information	[Type= discrete] [Format=numeric] [Range= 1991-9999] [Missing=*]
Statistics [NW/ W]	[Valid=10 /-] [Invalid=1663 /-]
Source	MAFE team
Literal question	1301/2/3/4O. Year when refugee status was obtained
Interviewer's instructions	Cross out if not obtained

Value	Label	Cases	Percentage
1981		1	<div></div> 10.0%
1985		1	<div></div> 10.0%
1986		1	<div></div> 10.0%
1987		1	<div></div> 10.0%
1988		1	<div></div> 10.0%
1990		1	<div></div> 10.0%
1997		1	<div></div> 10.0%
2002		1	<div></div> 10.0%
2008		2	<div></div> 20.0%
Sysmiss		1663	

Warning: these figures indicate the number of cases found in the data file. They cannot be interpreted as summary statistics of the population of interest.

y_refusal: Year of refusal

Information	[Type= discrete] [Format=numeric] [Range= 1992-9999] [Missing=*]
Statistics [NW/ W]	[Valid=10 /-] [Invalid=1663 /-]
Source	MAFE team
Literal question	1301/2/3/4R. Year when refugee status was denied
Interviewer's instructions	Cross out if not denied

Value	Label	Cases	Percentage
1976		1	<div></div> 10.0%
1978		1	<div></div> 10.0%

File : gh_qb_asylum

y_refusal: Year of refusal

Value	Label	Cases	Percentage
1983		1	10.0%
1984		1	10.0%
1985		1	10.0%
1986		1	10.0%
1989		1	10.0%
1992		1	10.0%
1995		1	10.0%
1998		1	10.0%
Sysmiss		1663	

Warning: these figures indicate the number of cases found in the data file. They cannot be interpreted as summary statistics of the population of interest.

y_ending: Year of ending

Information	[Type= discrete] [Format=numeric] [Range= 1993-9999] [Missing=*]
Statistics [NW/ W]	[Valid=9 /-] [Invalid=1664 /-]
Source	MAFE team
Literal question	1301/2/3/4F. End year of refugee status
Interviewer's instructions	Cross out if no end year

Value	Label	Cases	Percentage
1984		1	11.1%
1987		1	11.1%
1989		1	11.1%
1991		1	11.1%
1995		1	11.1%
1998		1	11.1%
1999		1	11.1%
2002		1	11.1%
2009		1	11.1%
Sysmiss		1664	

Warning: these figures indicate the number of cases found in the data file. They cannot be interpreted as summary statistics of the population of interest.

flag_age: Less than 25 years and more than 75 years

Information	[Type= discrete] [Format=numeric] [Range= 0-1] [Missing=*]
Statistics [NW/ W]	[Valid=1673 /-] [Invalid=0 /-]
Definition	The migrant is younger than 25 or older than 75 at the time of the survey.
Notes	These individuals have ages very close to the thresholds 25-75.

Value	Label	Cases	Percentage
0	No	1666	99.6%
1	Yes	7	0.4%

Warning: these figures indicate the number of cases found in the data file. They cannot be interpreted as summary statistics of the population of interest.

flag_arrival: First migration in Europe before 18

Information	[Type= discrete] [Format=numeric] [Range= 0-1] [Missing=*]
Statistics [NW/ W]	[Valid=1673 /-] [Invalid=0 /-]
Definition	The migrant (current or returnee) arrived in Europe the 1st time before 18.

File : gh_qb_asylum

flag_arrival: First migration in Europe before 18

Value	Label	Cases	Percentage
0	No	1666	99.6%
1	Yes	7	0.4%

Warning: these figures indicate the number of cases found in the data file. They cannot be interpreted as summary statistics of the population of interest.

weight_eur: Weighting normalized on the 3 european countries

Information	[Type= continuous] [Format=numeric] [Range= 0.123741947114468-2.92577934265137] [Missing=*]
Statistics [NW/ W]	[Valid=425 /-] [Invalid=1248 /-]
Definition	Use when working on the European countries pooled together (for example, the Senegalese population sampled in France, Italy and Spain). It should not be used if the analyses include individuals surveyed in Africa.

weight_all: Weighting normalized on the 4 countries

Information	[Type= continuous] [Format=numeric] [Range= 0.043433666229248-7.21617412567139] [Missing=*]
Statistics [NW/ W]	[Valid=1673 /-] [Invalid=0 /-]
Definition	Use when working on all countries of the MAFE survey (for example, Senegalese population from Senegalese, French, Italian and Spanish samples).

weight_ctry: Weighting normalized by country

Information	[Type= continuous] [Format=numeric] [Range= 0.054081816226244-5.26600313186646] [Missing=*]
Statistics [NW/ W]	[Valid=1673 /-] [Invalid=0 /-]
Definition	Use when working on a single country (for example, the Senegalese population sampled only in Senegal, or in any single European country).




File : gh_qb_residence_permit

ident: Biographic individual identifier

Information	[Type= discrete] [Format=character] [Missing=*]
Statistics [NW/ W]	[Valid=2380 /-] [Invalid=0 /-]
Definition	Individual identifiant = 1st letter of country + n° of questionnaire compost

id_country: Country of the survey

Information	[Type= discrete] [Format=character] [Missing=*]
Statistics [NW/ W]	[Valid=2370 /-] [Invalid=0 /-]
Definition	Country where the data was collected: - G = Ghana - N = Netherlands - U = United Kingdom

Value	Label	Cases	Percentage
G		1315	 55.5%
N		707	 29.8%
U		348	 14.7%

Warning: these figures indicate the number of cases found in the data file. They cannot be interpreted as summary statistics of the population of interest.

n_menage: ID of the HH

Information	[Type= continuous] [Format=numeric] [Range= 3-2011] [Missing=*]
Statistics [NW/ W]	[Valid=351 /-] [Invalid=2029 /-]
Definition	Household ID Only available for Africa

n_indiv: ID of the individual in the HH



Information	[Type= continuous] [Format=numeric] [Range= 0-101] [Missing=*]
Statistics [NW/ W]	[Valid=1325 /-] [Invalid=1055 /-]
Definition	ID of each individual within her/his household Only available for Africa

num_dr: DR number

Information	[Type= continuous] [Format=numeric] [Range= 1-58] [Missing=*]
Statistics [NW/ W]	[Valid=1262 /-] [Invalid=1118 /-]
Definition	Survey area ID Only available for Africa

strata_area: Strata - DR level

Information	[Type= discrete] [Format=numeric] [Range= 1-10] [Missing=*]
Statistics [NW/ W]	[Valid=1307 /-] [Invalid=1073 /-]
Definition	Region area Only available for Africa

Value	Label	Cases	Percentage
1	Accra	894	 68.4%
2	Kumasi	413	 31.6%
Sysmiss		1073	

Warning: these figures indicate the number of cases found in the data file. They cannot be interpreted as summary statistics of the population of interest.

strata_hh: Strata - household level

Information	[Type= discrete] [Format=numeric] [Range= 0-2] [Missing=*]
--------------------	--

File : gh_qb_residence_permit

strata_hh: Strata - household level

Statistics [NW/ W] [Valid=1307 /-] [Invalid=1073 /-]

Definition Stratification by household migrant status according to the screening survey
Only available for Africa

Value	Label	Cases	Percentage
0	HH with no migrant	563	43.1%
1	HH with returnee(s)	194	14.8%
2	HH with current migrant(s)	550	42.1%
Sysmiss		1073	

Warning: these figures indicate the number of cases found in the data file. They cannot be interpreted as summary statistics of the population of interest.

strata_ind: Strata - individual level

Information [Type= discrete] [Format=numeric] [Range= 1-3] [Missing=*]

Statistics [NW/ W] [Valid=1299 /-] [Invalid=1081 /-]

Definition 3 strata according to the individuals' migratory status
Only available for Africa

Value	Label	Cases	Percentage
1	Return migrant	372	28.6%
2	Partner of a migrant	114	8.8%
3	Other non migrant	813	62.6%
Sysmiss		1081	

Warning: these figures indicate the number of cases found in the data file. They cannot be interpreted as summary statistics of the population of interest.

num_rp: Residence permit number

Information [Type= discrete] [Format=numeric] [Range= 1-7] [Missing=*]

Statistics [NW/ W] [Valid=1405 /-] [Invalid=975 /-]

Value	Label	Cases	Percentage
1		694	49.4%
2		397	28.3%
3		196	14.0%
4		81	5.8%
5		22	1.6%
6		9	0.6%
7		3	0.2%
8		2	0.1%
9		1	0.1%
Sysmiss		975	

Warning: these figures indicate the number of cases found in the data file. They cannot be interpreted as summary statistics of the population of interest.

q1: Sex

Information [Type= discrete] [Format=numeric] [Range= 1-9999] [Missing=*]

Statistics [NW/ W] [Valid=2380 /-] [Invalid=0 /-]

Literal question Q1. The respondent is:

Post-question To begin with, I would like to note the major events and periods of your life on this grid. We will begin at the time of your birth. Later we will look at these periods of life in some more detail.

File : gh_qb_residence_permit
































q1: Sex

Value	Label	Cases	Percentage
1	Man	1141	 47.9%
2	Woman	1239	 52.1%

Warning: these figures indicate the number of cases found in the data file. They cannot be interpreted as summary statistics of the population of interest.

q1a: Year of birth

Information	[Type= discrete] [Format=numeric] [Range= 1932-9999] [Missing=*]
Statistics [NW/ W]	[Valid=2380 /-] [Invalid=0 /-]
Literal question	Q1A. To start with, and to help us to set a time scale, could you tell me in which year you were born (or your age as at last birthday)? Year of birth
Interviewer's instructions	GRID: Locate year of birth in the grid, note 0 in the columns titled "age", and fill in these columns by retracing the age till the current age of the respondent.

Value	Label	Cases	Percentage
1933		1	 0.0%
1934		6	 0.3%
1935		4	 0.2%
1936		6	 0.3%
1937		8	 0.3%
1938		4	 0.2%
1939		13	 0.5%
1940		13	 0.5%
1941		4	 0.2%
1942		5	 0.2%
1943		7	 0.3%
1944		26	 1.1%
1945		15	 0.6%
1946		8	 0.3%
1947		20	 0.8%
1948		22	 0.9%
1949		36	 1.5%
1950		47	 2.0%
1951		35	 1.5%
1952		48	 2.0%
1953		43	 1.8%
1954		47	 2.0%
1955		45	 1.9%
1956		39	 1.6%
1957		48	 2.0%
1958		67	 2.8%
1959		95	 4.0%
1960		64	 2.7%
1961		37	 1.6%
1962		58	 2.4%
1963		66	 2.8%

File : gh_qb_residence_permit

q1a: Year of birth

Value	Label	Cases	Percentage
1964		61	2.6%
1965		69	2.9%
1966		43	1.8%
1967		48	2.0%
1968		52	2.2%
1969		103	4.3%
1970		101	4.2%
1971		63	2.6%
1972		65	2.7%
1973		57	2.4%
1974		95	4.0%
1975		62	2.6%
1976		68	2.9%
1977		81	3.4%
1978		50	2.1%
1979		110	4.6%
1980		64	2.7%
1981		66	2.8%
1982		59	2.5%
1983		67	2.8%
1984		51	2.1%
1985		6	0.3%
1986		1	0.0%
1988		1	0.0%

Warning: these figures indicate the number of cases found in the data file. They cannot be interpreted as summary statistics of the population of interest.

age_survey: Age at survey

Information	[Type= continuous] [Format=numeric] [Range= 25-77] [Missing=*]
Statistics [NW/ W]	[Valid=2380 /-] [Invalid=0 /-] [Mean=42.675 /-] [StdDev=11.518 /-]
Literal question	Q1A. To start with, and to help us to set a time scale, could you tell me in which year you were born (or your age as at last birthday)? Age
Interviewer's instructions	GRID: Locate year of birth in the grid, note 0 in the columns titled "age", and fill in these columns by retracing the age till the current age of the respondent.

q18: Which is the last school year you attended

Information	[Type= discrete] [Format=numeric] [Range= 0-2147483624] [Missing=*]
Statistics [NW/ W]	[Valid=2359 /-] [Invalid=21 /-]
Literal question	Q18. Let's talk about your studies: Which is the last school year you attended?
Post-question	If q18 in 0, 1, 2, 3, 4, 5, 6, 7, 8, 9 => Go to next page
Interviewer's instructions	- If EGO has no formal education: Encircle the code 00 below - If EGO has some formal education: Encircle the corresponding code

Value	Label	Cases	Percentage
0	None	113	4.8%
1	Pre-school	1	0.0%

File : gh_qb_residence_permit

q18: Which is the last school year you attended

Value	Label	Cases	Percentage
2	Pre-school	4	0.2%
3	Pre-school	3	0.1%
4	Primary/Basic	3	0.1%
5	Primary/Basic	4	0.2%
6	Primary/Basic	28	1.2%
7	Primary/Basic	15	0.6%
8	Primary/Basic	20	0.8%
9	Primary/Basic	78	3.3%
10	MS/JSS/JHS/Secondary	34	1.4%
11	MS/JSS/JHS/Secondary	46	1.9%
12	MS/JSS/JHS/Secondary	214	9.1%
13	MS/SSS/SHS/Tech/Voc/Secondary	467	19.8%
14	SSS/SHS/Tech/Voc/Secondary	115	4.9%
15	SSS/SHS/Tech/Voc/Secondary/Post secondary	309	13.1%
16	Secondary/Post secondary	216	9.2%
17	Post secondary/Bachelor Degree	273	11.6%
18	Bachelor Degree	14	0.6%
19	Bachelor Degree	35	1.5%
20	Bachelor Degree	216	9.2%
21	Second Degree/PhD	24	1.0%
22	Second Degree/PhD	106	4.5%
23	PhD	21	0.9%
Sysmiss		21	

Warning: these figures indicate the number of cases found in the data file. They cannot be interpreted as summary statistics of the population of interest.

q1400d: Start year RP

Information	[Type= discrete] [Format=numeric] [Range= 1936-2147483624] [Missing=*]
Statistics [NW/ W]	[Valid=1404 /-] [Invalid=976 /-]
Source	MAFE team
Literal question	1411/12/13/14/15/16/17/18/19/20D - 1411/12/13/14/15/16/17/18/19/20F. 1st/2nd/3rd/4th/5th/6th/7th/8th/9th/10th period of residence permit Start year

Value	Label	Cases	Percentage
1958		1	0.1%
1960		1	0.1%
1961		3	0.2%
1962		1	0.1%
1963		1	0.1%
1964		3	0.2%
1965		1	0.1%
1966		2	0.1%
1968		4	0.3%
1969		3	0.2%
1970		5	0.4%

File : gh_qb_residence_permit

q1400d: Start year RP

Value	Label	Cases	Percentage
1972		4	0.3%
1973		7	0.5%
1974		8	0.6%
1975		7	0.5%
1976		9	0.6%
1977		17	1.2%
1978		22	1.6%
1979		24	1.7%
1980		23	1.6%
1981		30	2.1%
1982		23	1.6%
1983		23	1.6%
1984		25	1.8%
1985		35	2.5%
1986		28	2.0%
1987		32	2.3%
1988		35	2.5%
1989		40	2.8%
1990		42	3.0%
1991		41	2.9%
1992		37	2.6%
1993		34	2.4%
1994		39	2.8%
1995		45	3.2%
1996		35	2.5%
1997		40	2.8%
1998		39	2.8%
1999		45	3.2%
2000		56	4.0%
2001		57	4.1%
2002		64	4.6%
2003		62	4.4%
2004		69	4.9%
2005		63	4.5%
2006		59	4.2%
2007		64	4.6%
2008		69	4.9%
2009		27	1.9%
Sysmiss		976	

Warning: these figures indicate the number of cases found in the data file. They cannot be interpreted as summary statistics of the population of interest.

q1400f: End year RP

Information	[Type= discrete] [Format=numeric] [Range= 1939-2147483624] [Missing=*]
Statistics [NW/ W]	[Valid=1405 /-] [Invalid=975 /-]

File : gh_qb_residence_permit

q1400f: End year RP

Source	MAFE team
Literal question	1411/12/13/14/15/16/17/18/19/20D - 1411/12/13/14/15/16/17/18/19/20F. 1st/2nd/3rd/4th/5th/6th/7th/8th/9th/10th period of residence permit End year
Interviewer's instructions	Cross out end date if status is ongoing

Value	Label	Cases	Percentage
1956		1	0.1%
1961		1	0.1%
1963		1	0.1%
1964		1	0.1%
1965		1	0.1%
1966		1	0.1%
1967		1	0.1%
1968		1	0.1%
1970		3	0.2%
1971		2	0.1%
1972		2	0.1%
1973		3	0.2%
1974		4	0.3%
1975		6	0.4%
1976		3	0.2%
1977		4	0.3%
1978		10	0.7%
1979		7	0.5%
1980		8	0.6%
1981		11	0.8%
1982		12	0.9%
1983		30	2.1%
1984		23	1.6%
1985		29	2.1%
1986		21	1.5%
1987		20	1.4%
1988		19	1.4%
1989		19	1.4%
1990		28	2.0%
1991		36	2.6%
1992		29	2.1%
1993		32	2.3%
1994		39	2.8%
1995		32	2.3%
1996		27	1.9%
1997		30	2.1%
1998		17	1.2%
1999		34	2.4%

File : gh_qb_residence_permit

q1400f: End year RP

Value	Label	Cases	Percentage
2000		42	3.0%
2001		39	2.8%
2002		24	1.7%
2003		44	3.1%
2004		59	4.2%
2005		38	2.7%
2006		45	3.2%
2007		65	4.6%
2008		59	4.2%
2009		442	31.5%
Sysmiss		975	

Warning: these figures indicate the number of cases found in the data file. They cannot be interpreted as summary statistics of the population of interest.

nnrp: No need for a residence permit

Information	[Type= discrete] [Format=numeric] [Range= 0-2147483624] [Missing=*]
Statistics [NW/ W]	[Valid=1389 /-] [Invalid=991 /-]
Source	MAFE team
Literal question	1411/12/13/14/15/16/17/18/19/20. Residence status NNRP (No need for a residence permit)
Interviewer's instructions	Encircle the status(es). If "other" indicate answer in plain text

Value	Label	Cases	Percentage
0	No	1066	76.7%
1	Yes	323	23.3%
Sysmiss		991	

Warning: these figures indicate the number of cases found in the data file. They cannot be interpreted as summary statistics of the population of interest.

v: Visa

Information	[Type= discrete] [Format=numeric] [Range= 0-2147483624] [Missing=*]
Statistics [NW/ W]	[Valid=1389 /-] [Invalid=991 /-]
Source	MAFE team
Literal question	1411/12/13/14/15/16/17/18/19/20. Residence status V (Visa)
Interviewer's instructions	Encircle the status(es). If "other" indicate answer in plain text

Value	Label	Cases	Percentage
0	No	847	61.0%
1	Yes	542	39.0%
Sysmiss		991	



Warning: these figures indicate the number of cases found in the data file. They cannot be interpreted as summary statistics of the population of interest.

rp: Residence permit



Information	[Type= discrete] [Format=numeric] [Range= 0-2147483624] [Missing=*]
Statistics [NW/ W]	[Valid=1389 /-] [Invalid=991 /-]
Source	MAFE team
Literal question	1411/12/13/14/15/16/17/18/19/20. Residence status

File : gh_qb_residence_permit










rp: Residence permit

	RP (Residence permit)		
Interviewer's instructions	Encircle the status(es). If "other" indicate answer in plain text		
Value	Label	Cases	Percentage
0	No	1081	 77.8%
1	Yes	308	 22.2%
Sysmiss		991	
<i>Warning: these figures indicate the number of cases found in the data file. They cannot be interpreted as summary statistics of the population of interest.</i>			

np: No residence permit

Information	[Type= discrete] [Format=numeric] [Range= 0-2147483624] [Missing=*]		
Statistics [NW/ W]	[Valid=1389 /-] [Invalid=991 /-]		
Source	MAFE team		
Literal question	1411/12/13/14/15/16/17/18/19/20. Residence status NP (No residence permit)		
Interviewer's instructions	Encircle the status(es). If "other" indicate answer in plain text		
Value	Label	Cases	Percentage
0	No	1173	 84.4%
1	Yes	216	 15.6%
Sysmiss		991	
<i>Warning: these figures indicate the number of cases found in the data file. They cannot be interpreted as summary statistics of the population of interest.</i>			

statusb_rp: Other residence status

Information	[Type= discrete] [Format=character] [Missing=*]		
Statistics [NW/ W]	[Valid=169 /-] [Invalid=0 /-]		
Source	MAFE team		
Literal question	1411/12/13/14/15/16/17/18/19/20. Residence status Other		
Interviewer's instructions	Encircle the status(es). If "other" indicate answer in plain text		
Value	Label	Cases	Percentage
1 YEAR VISA		2	 1.2%
6 MONTH VISA		2	 1.2%
CITIZENSHIP		1	 0.6%
DEPENDENT VISA		1	 0.6%
EU DEPENDENT'S VISA		1	 0.6%
FAMILY MEMBER RESIDENCE STAMP		1	 0.6%
GRANTED PERMANENTLY		1	 0.6%
IN BULGARIA		1	 0.6%
INDEFINITE LEAVE		1	 0.6%

File : gh_qb_residence_permit

statusb_rp: Other residence status

Value	Label	Cases	Percentage
NNRP BRITISH		1	0.6%
NP		13	7.7%
OVERSTAY		1	0.6%
OVERSTAYED		1	0.6%
PASSPORT		3	1.8%
POST STUDY WORK VISA		1	0.6%
POST STUDY WORKING VISA		1	0.6%
RP		117	69.2%
RP (STUDENT)		1	0.6%
STAY IN THE USA		1	0.6%
STUDENT		13	7.7%
STUDENT FOR 6 MONTHS		1	0.6%
STUDENT VISA		2	1.2%
V		2	1.2%

Warning: these figures indicate the number of cases found in the data file. They cannot be interpreted as summary statistics of the population of interest.

flag_age: Less than 25 years and more than 75 years

Information	[Type= discrete] [Format=numeric] [Range= 0-1] [Missing=*]
Statistics [NW/ W]	[Valid=2380 /-] [Invalid=0 /-]
Definition	The migrant is younger than 25 or older than 75 at the time of the survey.
Notes	These individuals have ages very close to the thresholds 25-75.

Value	Label	Cases	Percentage
0	No	2371	99.6%
1	Yes	9	0.4%

Warning: these figures indicate the number of cases found in the data file. They cannot be interpreted as summary statistics of the population of interest.

flag_arrival: First migration in Europe before 18

Information	[Type= discrete] [Format=numeric] [Range= 0-1] [Missing=*]
Statistics [NW/ W]	[Valid=2380 /-] [Invalid=0 /-]
Definition	The migrant (current or returnee) arrived in Europe the 1st time before 18.

Value	Label	Cases	Percentage
0	No	2369	99.5%
1	Yes	11	0.5%

Warning: these figures indicate the number of cases found in the data file. They cannot be interpreted as summary statistics of the population of interest.

weight_eur: Weighting normalized on the 3 european countries

Information	[Type= continuous] [Format=numeric] [Range= 0.123741947114468-2.92577934265137] [Missing=*]
Statistics [NW/ W]	[Valid=1055 /-] [Invalid=1325 /-]
Definition	Use when working on the European countries pooled together (for example, the Senegalese population sampled in France, Italy and Spain). It should not be used if the analyses include individuals surveyed in Africa.

File : gh_qb_residence_permit

weight_all: Weighting normalized on the 4 countries

Information	[Type= continuous] [Format=numeric] [Range= 0.043433666229248-7.21617412567139] [Missing=*]
Statistics [NW/ W]	[Valid=2380 /-] [Invalid=0 /-]
Definition	Use when working on all countries of the MAFE survey (for example, Senegalese population from Senegalese, French, Italian and Spanish samples).

weight_ctry: Weighting normalized by country

Information	[Type= continuous] [Format=numeric] [Range= 0.054081816226244-5.26600313186646] [Missing=*]
Statistics [NW/ W]	[Valid=2380 /-] [Invalid=0 /-]
Definition	Use when working on a single country (for example, the Senegalese population sampled only in Senegal, or in any single European country).

File : gh_qb_work_permit

ident: Biographic individual identifier

Information	[Type= discrete] [Format=character] [Missing=*]
Statistics [NW/ W]	[Valid=2334 /-] [Invalid=0 /-]
Definition	Individual identifiant = 1st letter of country + n° of questionnaire compost

id_country: Country of the survey

Information	[Type= discrete] [Format=character] [Missing=*]
Statistics [NW/ W]	[Valid=2325 /-] [Invalid=0 /-]
Definition	Country where the data was collected: - G = Ghana - N = Netherlands - U = United Kingdom

Value	Label	Cases	Percentage
G		1312	<div></div> 56.4%
N		685	<div></div> 29.5%
U		328	<div></div> 14.1%

Warning: these figures indicate the number of cases found in the data file. They cannot be interpreted as summary statistics of the population of interest.

n_menage: ID of the HH

Information	[Type= continuous] [Format=numeric] [Range= 3-1319] [Missing=*]
Statistics [NW/ W]	[Valid=342 /-] [Invalid=1992 /-]
Definition	Household ID Only available for Africa

n_indiv: ID of the individual in the HH

Information	[Type= continuous] [Format=numeric] [Range= 0-36] [Missing=*]
Statistics [NW/ W]	[Valid=1321 /-] [Invalid=1013 /-]
Definition	ID of each individual within her/his household Only available for Africa

num_dr: DR number

Information	[Type= continuous] [Format=numeric] [Range= 1-58] [Missing=*]
Statistics [NW/ W]	[Valid=1258 /-] [Invalid=1076 /-]
Definition	Survey area ID Only available for Africa

strata_area: Strata - DR level

Information	[Type= discrete] [Format=numeric] [Range= 1-10] [Missing=*]
Statistics [NW/ W]	[Valid=1303 /-] [Invalid=1031 /-]
Definition	Region area Only available for Africa

Value	Label	Cases	Percentage
1	Accra	895	<div></div> 68.7%
2	Kumasi	408	<div></div> 31.3%
Sysmiss		1031	

Warning: these figures indicate the number of cases found in the data file. They cannot be interpreted as summary statistics of the population of interest.

strata_hh: Strata - household level

Information	[Type= discrete] [Format=numeric] [Range= 0-2] [Missing=*]
-------------	--

File : gh_qb_work_permit

strata_hh: Strata - household level

Statistics [NW/ W] [Valid=1303 /-] [Invalid=1031 /-]

Definition Stratification by household migrant status according to the screening survey
Only available for Africa

Value	Label	Cases	Percentage
0	HH with no migrant	565	43.4%
1	HH with returnee(s)	193	14.8%
2	HH with current migrant(s)	545	41.8%
Sysmiss		1031	

Warning: these figures indicate the number of cases found in the data file. They cannot be interpreted as summary statistics of the population of interest.

strata_ind: Strata - individual level

Information [Type= discrete] [Format=numeric] [Range= 1-3] [Missing=*]

Statistics [NW/ W] [Valid=1295 /-] [Invalid=1039 /-]

Definition 3 strata according to the individuals' migratory status
Only available for Africa

Value	Label	Cases	Percentage
1	Return migrant	368	28.4%
2	Partner of a migrant	114	8.8%
3	Other non migrant	813	62.8%
Sysmiss		1039	

Warning: these figures indicate the number of cases found in the data file. They cannot be interpreted as summary statistics of the population of interest.

num_wp: Work permit number

Information [Type= discrete] [Format=numeric] [Range= 1-6] [Missing=*]

Statistics [NW/ W] [Valid=1354 /-] [Invalid=980 /-]

Value	Label	Cases	Percentage
1		689	50.9%
2		382	28.2%
3		184	13.6%
4		69	5.1%
5		20	1.5%
6		5	0.4%
7		4	0.3%
8		1	0.1%
Sysmiss		980	

Warning: these figures indicate the number of cases found in the data file. They cannot be interpreted as summary statistics of the population of interest.

q1: Sex

Information [Type= discrete] [Format=numeric] [Range= 1-9999] [Missing=*]

Statistics [NW/ W] [Valid=2334 /-] [Invalid=0 /-]

Literal question Q1. The respondent is:

Post-question To begin with, I would like to note the major events and periods of your life on this grid. We will begin at the time of your birth. Later we will look at these periods of life in some more detail.

Value	Label	Cases	Percentage
1	Man	1107	47.4%

File : gh_qb_work_permit

q1: Sex

Value	Label	Cases	Percentage
2	Woman	1227	52.6%

Warning: these figures indicate the number of cases found in the data file. They cannot be interpreted as summary statistics of the population of interest.

q1a: Year of birth

Information	[Type= discrete] [Format=numeric] [Range= 1932-9999] [Missing=*]
Statistics [NW/ W]	[Valid=2334 /-] [Invalid=0 /-]
Literal question	Q1A. To start with, and to help us to set a time scale, could you tell me in which year you were born (or your age as at last birthday)? Year of birth
Interviewer's instructions	GRID: Locate year of birth in the grid, note 0 in the columns titled "age", and fill in these columns by retracing the age till the current age of the respondent.

Value	Label	Cases	Percentage
1933		1	0.0%
1934		6	0.3%
1935		4	0.2%
1936		6	0.3%
1937		8	0.3%
1938		4	0.2%
1939		13	0.6%
1940		12	0.5%
1941		4	0.2%
1942		4	0.2%
1943		8	0.3%
1944		25	1.1%
1945		15	0.6%
1946		8	0.3%
1947		20	0.9%
1948		22	0.9%
1949		36	1.5%
1950		46	2.0%
1951		33	1.4%
1952		47	2.0%
1953		42	1.8%
1954		47	2.0%
1955		44	1.9%
1956		38	1.6%
1957		49	2.1%
1958		63	2.7%
1959		92	3.9%
1960		63	2.7%
1961		37	1.6%
1962		58	2.5%
1963		67	2.9%
1964		61	2.6%

File : gh_qb_work_permit

q1a: Year of birth

Value	Label	Cases	Percentage
1965		68	2.9%
1966		43	1.8%
1967		46	2.0%
1968		49	2.1%
1969		99	4.2%
1970		100	4.3%
1971		61	2.6%
1972		64	2.7%
1973		57	2.4%
1974		95	4.1%
1975		61	2.6%
1976		67	2.9%
1977		72	3.1%
1978		49	2.1%
1979		110	4.7%
1980		63	2.7%
1981		64	2.7%
1982		58	2.5%
1983		67	2.9%
1984		51	2.2%
1985		5	0.2%
1986		1	0.0%
1988		1	0.0%

Warning: these figures indicate the number of cases found in the data file. They cannot be interpreted as summary statistics of the population of interest.

age_survey: Age at survey

Information	[Type= continuous] [Format=numeric] [Range= 25-77] [Missing=*]
Statistics [NW/ W]	[Valid=2334 /-] [Invalid=0 /-] [Mean=42.694 /-] [StdDev=11.527 /-]
Literal question	Q1A. To start with, and to help us to set a time scale, could you tell me in which year you were born (or your age as at last birthday)? Age
Interviewer's instructions	GRID: Locate year of birth in the grid, note 0 in the columns titled "age", and fill in these columns by retracing the age till the current age of the respondent.

q18: Which is the last school year you attended

Information	[Type= discrete] [Format=numeric] [Range= 0-2147483624] [Missing=*]
Statistics [NW/ W]	[Valid=2313 /-] [Invalid=21 /-]
Literal question	Q18. Let's talk about your studies: Which is the last school year you attended?
Post-question	If q18 in 0, 1, 2, 3, 4, 5, 6, 7, 8, 9 => Go to next page
Interviewer's instructions	- If EGO has no formal education: Encircle the code 00 below - If EGO has some formal education: Encircle the corresponding code

Value	Label	Cases	Percentage
0	None	112	4.8%
1	Pre-school	1	0.0%
2	Pre-school	4	0.2%

File : gh_qb_work_permit

q18: Which is the last school year you attended

Value	Label	Cases	Percentage
3	Pre-school	3	0.1%
4	Primary/Basic	3	0.1%
5	Primary/Basic	4	0.2%
6	Primary/Basic	28	1.2%
7	Primary/Basic	14	0.6%
8	Primary/Basic	20	0.9%
9	Primary/Basic	78	3.4%
10	MS/JSS/JHS/Secondary	35	1.5%
11	MS/JSS/JHS/Secondary	46	2.0%
12	MS/JSS/JHS/Secondary	213	9.2%
13	MS/SSS/SHS/Tech/Voc/Secondary	461	19.9%
14	SSS/SHS/Tech/Voc/Secondary	115	5.0%
15	SSS/SHS/Tech/Voc/Secondary/Post secondary	305	13.2%
16	Secondary/Post secondary	206	8.9%
17	Post secondary/Bachelor Degree	267	11.5%
18	Bachelor Degree	14	0.6%
19	Bachelor Degree	36	1.6%
20	Bachelor Degree	209	9.0%
21	Second Degree/PhD	22	1.0%
22	Second Degree/PhD	96	4.2%
23	PhD	21	0.9%
Sysmiss		21	

Warning: these figures indicate the number of cases found in the data file. They cannot be interpreted as summary statistics of the population of interest.

q1500d: Start year WP

Information	[Type= discrete] [Format=numeric] [Range= 1936-2147483624] [Missing=*]
Statistics [NW/ W]	[Valid=1351 /-] [Invalid=983 /-]
Source	MAFE team
Literal question	1511/12/13/14/15/16/17/18/19/20D - 1511/12/13/14/15/16/17/18/19/20F. 1st/2nd/3rd/4th/5th/6th/7th/8th/9th/10th period of work permit Start year

Value	Label	Cases	Percentage
1958		1	0.1%
1960		1	0.1%
1961		3	0.2%
1962		1	0.1%
1963		1	0.1%
1964		3	0.2%
1965		1	0.1%
1966		2	0.1%
1968		4	0.3%
1969		3	0.2%
1970		4	0.3%
1972		3	0.2%

File : gh_qb_work_permit

q1500d: Start year WP

Value	Label	Cases	Percentage
1973		6	<div></div> 0.4%
1974		7	<div></div> 0.5%
1975		7	<div></div> 0.5%
1976		7	<div></div> 0.5%
1977		16	<div></div> 1.2%
1978		23	<div></div> 1.7%
1979		23	<div></div> 1.7%
1980		22	<div></div> 1.6%
1981		31	<div></div> 2.3%
1982		23	<div></div> 1.7%
1983		23	<div></div> 1.7%
1984		23	<div></div> 1.7%
1985		34	<div></div> 2.5%
1986		29	<div></div> 2.1%
1987		30	<div></div> 2.2%
1988		34	<div></div> 2.5%
1989		36	<div></div> 2.7%
1990		43	<div></div> 3.2%
1991		41	<div></div> 3.0%
1992		37	<div></div> 2.7%
1993		33	<div></div> 2.4%
1994		32	<div></div> 2.4%
1995		44	<div></div> 3.3%
1996		34	<div></div> 2.5%
1997		41	<div></div> 3.0%
1998		38	<div></div> 2.8%
1999		44	<div></div> 3.3%
2000		54	<div></div> 4.0%
2001		52	<div></div> 3.8%
2002		64	<div></div> 4.7%
2003		60	<div></div> 4.4%
2004		66	<div></div> 4.9%
2005		58	<div></div> 4.3%
2006		54	<div></div> 4.0%
2007		62	<div></div> 4.6%
2008		66	<div></div> 4.9%
2009		27	<div></div> 2.0%
Sysmiss		983	

Warning: these figures indicate the number of cases found in the data file. They cannot be interpreted as summary statistics of the population of interest.

q1500f: End year WP

Information	[Type= discrete] [Format=numeric] [Range= 1939-2147483624] [Missing=*]
Statistics [NW/ W]	[Valid=1350 /-] [Invalid=984 /-]
Source	MAFE team

File : gh_qb_work_permit

q1500f: End year WP

Literal question 1511/12/13/14/15/16/17/18/19/20D - 1511/12/13/14/15/16/17/18/19/20F. 1st/2nd/3rd/4th/5th/6th/7th/8th/9th/10th period of work permit
End year

Interviewer's instructions Cross out end date if status is ongoing

Value	Label	Cases	Percentage
1956		1	0.1%
1961		1	0.1%
1963		1	0.1%
1964		1	0.1%
1965		2	0.1%
1966		1	0.1%
1967		1	0.1%
1968		1	0.1%
1970		3	0.2%
1971		2	0.1%
1972		2	0.1%
1973		2	0.1%
1974		2	0.1%
1975		5	0.4%
1976		2	0.1%
1977		3	0.2%
1978		10	0.7%
1979		6	0.4%
1980		6	0.4%
1981		12	0.9%
1982		12	0.9%
1983		29	2.1%
1984		21	1.6%
1985		28	2.1%
1986		22	1.6%
1987		18	1.3%
1988		18	1.3%
1989		15	1.1%
1990		29	2.1%
1991		35	2.6%
1992		29	2.1%
1993		31	2.3%
1994		33	2.4%
1995		31	2.3%
1996		27	2.0%
1997		30	2.2%
1998		16	1.2%
1999		32	2.4%
2000		41	3.0%
2001		35	2.6%

File : gh_qb_work_permit

q1500f: End year WP

Value	Label	Cases	Percentage
2002		24	1.8%
2003		41	3.0%
2004		55	4.1%
2005		35	2.6%
2006		43	3.2%
2007		61	4.5%
2008		56	4.1%
2009		439	32.5%
Sysmiss		984	

Warning: these figures indicate the number of cases found in the data file. They cannot be interpreted as summary statistics of the population of interest.

nnwp: No need for a work permit

Information	[Type= discrete] [Format=numeric] [Range= 0-1] [Missing=*]
Statistics [NW/ W]	[Valid=1331 /-] [Invalid=1003 /-]
Source	MAFE team
Literal question	1511/12/13/14/15/16/17/18/19/20. Work status NNWP (No need for a work permit)
Interviewer's instructions	Encircle the status(es). If "other" indicate answer in plain text

Value	Label	Cases	Percentage
0	No	948	71.2%
1	Yes	383	28.8%
Sysmiss		1003	

Warning: these figures indicate the number of cases found in the data file. They cannot be interpreted as summary statistics of the population of interest.

wp: Work permit

Information	[Type= discrete] [Format=numeric] [Range= 0-1] [Missing=*]
Statistics [NW/ W]	[Valid=1331 /-] [Invalid=1003 /-]
Source	MAFE team
Literal question	1511/12/13/14/15/16/17/18/19/20. Work status WP (Work permit)
Interviewer's instructions	Encircle the status(es). If "other" indicate answer in plain text

Value	Label	Cases	Percentage
0	No	944	70.9%
1	Yes	387	29.1%
Sysmiss		1003	

Warning: these figures indicate the number of cases found in the data file. They cannot be interpreted as summary statistics of the population of interest.

swp: Selective work permit

Information	[Type= discrete] [Format=numeric] [Range= 0-1] [Missing=*]
Statistics [NW/ W]	[Valid=1331 /-] [Invalid=1003 /-]
Source	MAFE team
Literal question	1511/12/13/14/15/16/17/18/19/20. Work status SWP (Selective work permit)
Interviewer's instructions	Encircle the status(es). If "other" indicate answer in plain text

File : gh_qb_work_permit

swp: Selective work permit

Value	Label	Cases	Percentage
0	No	1271	95.5%
1	Yes	60	4.5%
Sysmiss		1003	

Warning: these figures indicate the number of cases found in the data file. They cannot be interpreted as summary statistics of the population of interest.

nwp: No work permit

Information	[Type= discrete] [Format=numeric] [Range= 0-1] [Missing=*]
Statistics [NW/ W]	[Valid=1331 /-] [Invalid=1003 /-]
Source	MAFE team
Literal question	1511/12/13/14/15/16/17/18/19/20. Work status NWP (No work permit)
Interviewer's instructions	Encircle the status(es). If "other" indicate answer in plain text

Value	Label	Cases	Percentage
0	No	830	62.4%
1	Yes	501	37.6%
Sysmiss		1003	

Warning: these figures indicate the number of cases found in the data file. They cannot be interpreted as summary statistics of the population of interest.

flag_age: Less than 25 years and more than 75 years

Information	[Type= discrete] [Format=numeric] [Range= 0-1] [Missing=*]
Statistics [NW/ W]	[Valid=2334 /-] [Invalid=0 /-]
Definition	The migrant is younger than 25 or older than 75 at the time of the survey.
Notes	These individuals have ages very close to the thresholds 25-75.

Value	Label	Cases	Percentage
0	No	2326	99.7%
1	Yes	8	0.3%

Warning: these figures indicate the number of cases found in the data file. They cannot be interpreted as summary statistics of the population of interest.

flag_arrival: First migration in Europe before 18

Information	[Type= discrete] [Format=numeric] [Range= 0-1] [Missing=*]
Statistics [NW/ W]	[Valid=2334 /-] [Invalid=0 /-]
Definition	The migrant (current or returnee) arrived in Europe the 1st time before 18.

Value	Label	Cases	Percentage
0	No	2323	99.5%
1	Yes	11	0.5%

Warning: these figures indicate the number of cases found in the data file. They cannot be interpreted as summary statistics of the population of interest.

weight_eur: Weighting normalized on the 3 european countries

Information	[Type= continuous] [Format=numeric] [Range= 0.123741947114468-2.92577934265137] [Missing=*]
Statistics [NW/ W]	[Valid=1013 /-] [Invalid=1321 /-]
Definition	Use when working on the European countries pooled together (for example, the Senegalese population sampled in France, Italy and Spain). It should not be used if the analyses include individuals surveyed in Africa.

weight_all: Weighting normalized on the 4 countries

Information	[Type= continuous] [Format=numeric] [Range= 0.043433666229248-7.21617412567139] [Missing=*]
-------------	---

File : gh_qb_work_permit	
# weight_all: Weighting normalized on the 4 countries	
Statistics [NW/ W]	[Valid=2334 /-] [Invalid=0 /-]
Definition	Use when working on all countries of the MAFE survey (for example, Senegalese population from Senegalese, French, Italian and Spanish samples).
# weight_etry: Weighting normalized by country	
Information	[Type= continuous] [Format=numeric] [Range= 0.054081816226244-5.26600313186646] [Missing=*]
Statistics [NW/ W]	[Valid=2334 /-] [Invalid=0 /-]
Definition	Use when working on a single country (for example, the Senegalese population sampled only in Senegal, or in any single European country).

File : gh_qb_transfer

ident: Biographic individual identifier

Information	[Type= discrete] [Format=character] [Missing=*]
Statistics [NW/ W]	[Valid=1731 /-] [Invalid=0 /-]
Definition	Individual identifiant = 1st letter of country + n° of questionnaire compost

id_country: Country of the survey

Information	[Type= discrete] [Format=character] [Missing=*]
Statistics [NW/ W]	[Valid=1731 /-] [Invalid=0 /-]
Definition	Country where the data was collected: - G = Ghana - N = Netherlands - U = United Kingdom

Value	Label	Cases	Percentage
G		1262	<div></div> 72.9%
N		306	<div></div> 17.7%
U		163	<div></div> 9.4%

Warning: these figures indicate the number of cases found in the data file. They cannot be interpreted as summary statistics of the population of interest.

n_menage: ID of the HH

Information	[Type= continuous] [Format=numeric] [Range= 3-2011] [Missing=*]
Statistics [NW/ W]	[Valid=131 /-] [Invalid=1600 /-]
Definition	Household ID Only available for Africa

n_indiv: ID of the individual in the HH

Information	[Type= continuous] [Format=numeric] [Range= 0-101] [Missing=*]
Statistics [NW/ W]	[Valid=1262 /-] [Invalid=469 /-]
Definition	ID of each individual within her/his household Only available for Africa

num_dr: DR number

Information	[Type= continuous] [Format=numeric] [Range= 1-58] [Missing=*]
Statistics [NW/ W]	[Valid=1199 /-] [Invalid=532 /-]
Definition	Survey area ID Only available for Africa

strata_area: Strata - DR level

Information	[Type= discrete] [Format=numeric] [Range= 1-10] [Missing=*]
Statistics [NW/ W]	[Valid=1244 /-] [Invalid=487 /-]
Definition	Region area Only available for Africa

Value	Label	Cases	Percentage
1	Accra	852	<div></div> 68.5%
2	Kumasi	392	<div></div> 31.5%
Sysmiss		487	

Warning: these figures indicate the number of cases found in the data file. They cannot be interpreted as summary statistics of the population of interest.

strata_hh: Strata - household level

Information	[Type= discrete] [Format=numeric] [Range= 0-2] [Missing=*]
-------------	--

File : gh_qb_transfer

strata_hh: Strata - household level

Statistics [NW/ W] [Valid=1244 /-] [Invalid=487 /-]

Definition Stratification by household migrant status according to the screening survey
Only available for Africa

Value	Label	Cases	Percentage
0	HH with no migrant	556	44.7%
1	HH with returnee(s)	190	15.3%
2	HH with current migrant(s)	498	40.0%
Sysmiss		487	

Warning: these figures indicate the number of cases found in the data file. They cannot be interpreted as summary statistics of the population of interest.

strata_ind: Strata - individual level

Information [Type= discrete] [Format=numeric] [Range= 1-3] [Missing=*]

Statistics [NW/ W] [Valid=1236 /-] [Invalid=495 /-]

Definition 3 strata according to the individuals' migratory status
Only available for Africa

Value	Label	Cases	Percentage
1	Return migrant	312	25.2%
2	Partner of a migrant	113	9.1%
3	Other non migrant	811	65.6%
Sysmiss		495	

Warning: these figures indicate the number of cases found in the data file. They cannot be interpreted as summary statistics of the population of interest.

num_transr: Transfer number

Information [Type= discrete] [Format=numeric] [Range= 1-4] [Missing=*]

Statistics [NW/ W] [Valid=536 /-] [Invalid=1195 /-]

Value	Label	Cases	Percentage
1		474	88.4%
2		50	9.3%
3		11	2.1%
4		1	0.2%
Sysmiss		1195	

Warning: these figures indicate the number of cases found in the data file. They cannot be interpreted as summary statistics of the population of interest.

q1: Sex

Information [Type= discrete] [Format=numeric] [Range= 1-9999] [Missing=*]

Statistics [NW/ W] [Valid=1731 /-] [Invalid=0 /-]

Literal question Q1. The respondent is:

Post-question To begin with, I would like to note the major events and periods of your life on this grid. We will begin at the time of your birth. Later we will look at these periods of life in some more detail.

Value	Label	Cases	Percentage
1	Man	756	43.7%
2	Woman	975	56.3%

Warning: these figures indicate the number of cases found in the data file. They cannot be interpreted as summary statistics of the population of interest.

q1a: Year of birth

Information [Type= discrete] [Format=numeric] [Range= 1932-9999] [Missing=*]

File : gh_qb_transfer

q1a: Year of birth

Statistics [NW/ W]	[Valid=1731 /-] [Invalid=0 /-]
Literal question	Q1A. To start with, and to help us to set a time scale, could you tell me in which year you were born (or your age as at last birthday)? Year of birth
Interviewer's instructions	GRID: Locate year of birth in the grid, note 0 in the columns titled "age", and fill in these columns by retracing the age till the current age of the respondent.

Value	Label	Cases	Percentage
1933		1	0.1%
1934		6	0.3%
1935		4	0.2%
1936		6	0.3%
1937		8	0.5%
1938		4	0.2%
1939		10	0.6%
1940		9	0.5%
1941		4	0.2%
1942		4	0.2%
1943		7	0.4%
1944		18	1.0%
1945		12	0.7%
1946		8	0.5%
1947		16	0.9%
1948		15	0.9%
1949		30	1.7%
1950		19	1.1%
1951		25	1.4%
1952		26	1.5%
1953		31	1.8%
1954		35	2.0%
1955		34	2.0%
1956		26	1.5%
1957		34	2.0%
1958		35	2.0%
1959		57	3.3%
1960		36	2.1%
1961		28	1.6%
1962		37	2.1%
1963		41	2.4%
1964		50	2.9%
1965		40	2.3%
1966		36	2.1%
1967		35	2.0%
1968		31	1.8%
1969		71	4.1%
1970		66	3.8%

File : gh_qb_transfer

q1a: Year of birth

Value	Label	Cases	Percentage
1971		44	2.5%
1972		42	2.4%
1973		50	2.9%
1974		73	4.2%
1975		45	2.6%
1976		53	3.1%
1977		56	3.2%
1978		37	2.1%
1979		91	5.3%
1980		50	2.9%
1981		60	3.5%
1982		58	3.4%
1983		61	3.5%
1984		50	2.9%
1985		4	0.2%
1986		1	0.1%
1988		1	0.1%

Warning: these figures indicate the number of cases found in the data file. They cannot be interpreted as summary statistics of the population of interest.

age_survey: Age at survey

Information	[Type= continuous] [Format=numeric] [Range= 25-77] [Missing=*]
Statistics [NW/ W]	[Valid=1731 /-] [Invalid=0 /-] [Mean=41.924 /-] [StdDev=11.988 /-]
Literal question	Q1A. To start with, and to help us to set a time scale, could you tell me in which year you were born (or your age as at last birthday)? Age
Interviewer's instructions	GRID: Locate year of birth in the grid, note 0 in the columns titled "age", and fill in these columns by retracing the age till the current age of the respondent.

q18: Which is the last school year you attended

Information	[Type= discrete] [Format=numeric] [Range= 0-2147483624] [Missing=*]
Statistics [NW/ W]	[Valid=1713 /-] [Invalid=18 /-]
Literal question	Q18. Let's talk about your studies: Which is the last school year you attended?
Post-question	If q18 in 0, 1, 2, 3, 4, 5, 6, 7, 8, 9 => Go to next page
Interviewer's instructions	- If EGO has no formal education: Encircle the code 00 below - If EGO has some formal education: Encircle the corresponding code

Value	Label	Cases	Percentage
0	None	102	6.0%
1	Pre-school	1	0.1%
2	Pre-school	4	0.2%
3	Pre-school	4	0.2%
4	Primary/Basic	3	0.2%
5	Primary/Basic	3	0.2%
6	Primary/Basic	17	1.0%
7	Primary/Basic	11	0.6%
8	Primary/Basic	18	1.1%

File : gh_qb_transfer

q18: Which is the last school year you attended

Value	Label	Cases	Percentage
9	Primary/Basic	65	3.8%
10	MS/JSS/JHS/Secondary	24	1.4%
11	MS/JSS/JHS/Secondary	38	2.2%
12	MS/JSS/JHS/Secondary	186	10.9%
13	MS/SSS/SHS/Tech/Voc/Secondary	371	21.7%
14	SSS/SHS/Tech/Voc/Secondary	84	4.9%
15	SSS/SHS/Tech/Voc/Secondary/Post secondary	226	13.2%
16	Secondary/Post secondary	115	6.7%
17	Post secondary/Bachelor Degree	190	11.1%
18	Bachelor Degree	11	0.6%
19	Bachelor Degree	23	1.3%
20	Bachelor Degree	134	7.8%
21	Second Degree/PhD	16	0.9%
22	Second Degree/PhD	54	3.2%
23	PhD	13	0.8%
Sysmiss		18	

Warning: these figures indicate the number of cases found in the data file. They cannot be interpreted as summary statistics of the population of interest.

q1601d: Beginning year of the transfer

Information	[Type= discrete] [Format=numeric] [Range= 1961-2147483624] [Missing=*]
Statistics [NW/ W]	[Valid=536 -] [Invalid=1195 -]
Source	MAFE team
Literal question	1601D - 1601F. 1st/2nd/3rd/4th/5th period TR Start year of transfer

Value	Label	Cases	Percentage
1958		1	0.2%
1964		2	0.4%
1966		1	0.2%
1969		1	0.2%
1970		2	0.4%
1972		1	0.2%
1973		2	0.4%
1974		4	0.7%
1976		1	0.2%
1977		4	0.7%
1978		3	0.6%
1979		4	0.7%
1980		6	1.1%
1981		11	2.1%
1982		6	1.1%
1983		5	0.9%
1984		7	1.3%
1985		12	2.2%
1986		9	1.7%

File : gh_qb_transfer

q1601d: Beginning year of the transfer

Value	Label	Cases	Percentage
1987		9	1.7%
1988		10	1.9%
1989		13	2.4%
1990		18	3.4%
1991		9	1.7%
1992		18	3.4%
1993		17	3.2%
1994		12	2.2%
1995		16	3.0%
1996		15	2.8%
1997		18	3.4%
1998		15	2.8%
1999		18	3.4%
2000		32	6.0%
2001		21	3.9%
2002		30	5.6%
2003		36	6.7%
2004		23	4.3%
2005		35	6.5%
2006		23	4.3%
2007		24	4.5%
2008		29	5.4%
2009		13	2.4%
Sysmiss		1195	

Warning: these figures indicate the number of cases found in the data file. They cannot be interpreted as summary statistics of the population of interest.

q1601f: Ending year of the transfer

Information	[Type= discrete] [Format=numeric] [Range= 1964-2147483624] [Missing=*]
Statistics [NW/ W]	[Valid=536 /-] [Invalid=1195 /-]
Source	MAFE team
Literal question	1601D - 1601F. 1st/2nd/3rd/4th/5th period TR End year of transfer
Interviewer's instructions	Cross out if ongoing

Value	Label	Cases	Percentage
1964		1	0.2%
1967		2	0.4%
1971		1	0.2%
1981		2	0.4%
1982		2	0.4%
1983		7	1.3%
1984		5	0.9%
1985		5	0.9%
1986		1	0.2%
1987		1	0.2%

File : gh_qb_transfer

q1601f: Ending year of the transfer

Value	Label	Cases	Percentage
1988		4	0.7%
1989		4	0.7%
1990		3	0.6%
1991		6	1.1%
1992		4	0.7%
1993		6	1.1%
1994		3	0.6%
1995		3	0.6%
1996		5	0.9%
1997		6	1.1%
1998		9	1.7%
1999		6	1.1%
2000		8	1.5%
2001		9	1.7%
2002		4	0.7%
2003		7	1.3%
2004		15	2.8%
2005		9	1.7%
2006		12	2.2%
2007		14	2.6%
2008		20	3.7%
2009		352	65.7%
Sysmiss		1195	

Warning: these figures indicate the number of cases found in the data file. They cannot be interpreted as summary statistics of the population of interest.

q1601p1: Destination country of transfer 1

Information	[Type= discrete] [Format=numeric] [Range= 96000-2147483624] [Missing=*]
Statistics [NW/ W]	[Valid=525 /-] [Invalid=1206 /-]
Source	MAFE team
Literal question	1601P. Destination countries of transfers Country 1
Interviewer's instructions	Note in plain text all countries

Value	Label	Cases	Percentage
99101	DENMARK	1	0.2%
99109	GERMANY	1	0.2%
99127	ITALY	1	0.2%
99132	UNITED KINGDOM	5	1.0%
99135	NETHERLANDS	1	0.2%
99155	UKRAINE	1	0.2%
99216	CHINA	1	0.2%
99303	SOUTH AFRICA	2	0.4%
99328	GABON	1	0.2%
99329	GHANA	503	95.8%
99332	KENYA	2	0.4%

File : gh_qb_transfer

q1601p1: Destination country of transfer 1

Value	Label	Cases	Percentage
99338	NIGERIA	1	0.2%
99345	TOGO	1	0.2%
99404	UNITED STATES	3	0.6%
99442	SAINT KITTS AND NEVIS	1	0.2%
Sysmiss		1206	

Warning: these figures indicate the number of cases found in the data file. They cannot be interpreted as summary statistics of the population of interest.

nom_transr: Number of transfers

Information	[Type= continuous] [Format=numeric] [Range= 1-5] [Missing=*]
Statistics [NW/ W]	[Valid=536 /-] [Invalid=1195 /-] [Mean=1.045 /-] [StdDev=0.256 /-]
Definition	Total number of transfers done by Ego
Source	MAFE team
Notes	Created variable

flag_age: Less than 25 years and more than 75 years

Information	[Type= discrete] [Format=numeric] [Range= 0-1] [Missing=*]
Statistics [NW/ W]	[Valid=1731 /-] [Invalid=0 /-]
Definition	The migrant is younger than 25 or older than 75 at the time of the survey.
Notes	These individuals have ages very close to the thresholds 25-75.

Value	Label	Cases	Percentage
0	No	1724	99.6%
1	Yes	7	0.4%

Warning: these figures indicate the number of cases found in the data file. They cannot be interpreted as summary statistics of the population of interest.

flag_arrival: First migration in Europe before 18

Information	[Type= discrete] [Format=numeric] [Range= 0-1] [Missing=*]
Statistics [NW/ W]	[Valid=1731 /-] [Invalid=0 /-]
Definition	The migrant (current or returnee) arrived in Europe the 1st time before 18.

Value	Label	Cases	Percentage
0	No	1724	99.6%
1	Yes	7	0.4%

Warning: these figures indicate the number of cases found in the data file. They cannot be interpreted as summary statistics of the population of interest.

weight_eur: Weighting normalized on the 3 european countries

Information	[Type= continuous] [Format=numeric] [Range= 0.123741947114468-2.92577934265137] [Missing=*]
Statistics [NW/ W]	[Valid=469 /-] [Invalid=1262 /-]
Definition	Use when working on the European countries pooled together (for example, the Senegalese population sampled in France, Italy and Spain). It should not be used if the analyses include individuals surveyed in Africa.

weight_all: Weighting normalized on the 4 countries

Information	[Type= continuous] [Format=numeric] [Range= 0.043433666229248-7.21617412567139] [Missing=*]
Statistics [NW/ W]	[Valid=1731 /-] [Invalid=0 /-]
Definition	Use when working on all countries of the MAFE survey (for example, Senegalese population from Senegalese, French, Italian and Spanish samples).

File : gh_qb_transfer	
# weight_etry: Weighting normalized by country	
Information	[Type= continuous] [Format=numeric] [Range= 0.054081816226244-5.26600313186646] [Missing=*]
Statistics [NW/ W]	[Valid=1731 /-] [Invalid=0 /-]
Definition	Use when working on a single country (for example, the Senegalese population sampled only in Senegal, or in any single European country).

File : gh_qb_association

ident: Biographic individual identifier

Information	[Type= discrete] [Format=character] [Missing=*]
Statistics [NW/ W]	[Valid=1688 /-] [Invalid=0 /-]
Definition	Individual identifiant = 1st letter of country + n° of questionnaire compost

id_country: Country of the survey

Information	[Type= discrete] [Format=character] [Missing=*]
Statistics [NW/ W]	[Valid=1688 /-] [Invalid=0 /-]
Definition	Country where the data was collected: <div>- G = Ghana</div> <div>- N = Netherlands</div> <div>- U = United Kingdom</div>

Value	Label	Cases	Percentage
G		1248	<div></div> 73.9%
N		278	<div></div> 16.5%
U		162	<div></div> 9.6%

Warning: these figures indicate the number of cases found in the data file. They cannot be interpreted as summary statistics of the population of interest.

n_menage: ID of the HH

Information	[Type= continuous] [Format=numeric] [Range= 3-2011] [Missing=*]
Statistics [NW/ W]	[Valid=10 /-] [Invalid=1678 /-]
Definition	Household ID Only available for Africa

n_indiv: ID of the individual in the HH

Information	[Type= continuous] [Format=numeric] [Range= 0-101] [Missing=*]
Statistics [NW/ W]	[Valid=1248 /-] [Invalid=440 /-]
Definition	ID of each individual within her/his household Only available for Africa

num_dr: DR number

Information	[Type= continuous] [Format=numeric] [Range= 1-58] [Missing=*]
Statistics [NW/ W]	[Valid=1185 /-] [Invalid=503 /-]
Definition	Survey area ID Only available for Africa

strata_area: Strata - DR level

Information	[Type= discrete] [Format=numeric] [Range= 1-10] [Missing=*]
Statistics [NW/ W]	[Valid=1230 /-] [Invalid=458 /-]
Definition	Region area Only available for Africa

Value	Label	Cases	Percentage
1	Accra	841	<div></div> 68.4%
2	Kumasi	389	<div></div> 31.6%
Sysmiss		458	

Warning: these figures indicate the number of cases found in the data file. They cannot be interpreted as summary statistics of the population of interest.

strata_hh: Strata - household level

Information	[Type= discrete] [Format=numeric] [Range= 0-2] [Missing=*]
-------------	--

File : gh_qb_association

strata_hh: Strata - household level

Statistics [NW/ W] [Valid=1230 /-] [Invalid=458 /-]

Definition Stratification by household migrant status according to the screening survey
Only available for Africa

Value	Label	Cases	Percentage
0	HH with no migrant	556	45.2%
1	HH with returnee(s)	189	15.4%
2	HH with current migrant(s)	485	39.4%
Sysmiss		458	

Warning: these figures indicate the number of cases found in the data file. They cannot be interpreted as summary statistics of the population of interest.

strata_ind: Strata - individual level

Information [Type= discrete] [Format=numeric] [Range= 1-3] [Missing=*]

Statistics [NW/ W] [Valid=1222 /-] [Invalid=466 /-]

Definition 3 strata according to the individuals' migratory status
Only available for Africa

Value	Label	Cases	Percentage
1	Return migrant	300	24.5%
2	Partner of a migrant	113	9.2%
3	Other non migrant	809	66.2%
Sysmiss		466	

Warning: these figures indicate the number of cases found in the data file. They cannot be interpreted as summary statistics of the population of interest.

num_coti: Contribution number

Information [Type= discrete] [Format=numeric] [Range= 1-3] [Missing=*]

Statistics [NW/ W] [Valid=206 /-] [Invalid=1482 /-]

Value	Label	Cases	Percentage
1		187	90.8%
2		15	7.3%
3		2	1.0%
4		1	0.5%
5		1	0.5%
Sysmiss		1482	

Warning: these figures indicate the number of cases found in the data file. They cannot be interpreted as summary statistics of the population of interest.

q1: Sex

Information [Type= discrete] [Format=numeric] [Range= 1-9999] [Missing=*]

Statistics [NW/ W] [Valid=1688 /-] [Invalid=0 /-]

Literal question Q1. The respondent is:

Post-question To begin with, I would like to note the major events and periods of your life on this grid. We will begin at the time of your birth. Later we will look at these periods of life in some more detail.

Value	Label	Cases	Percentage
1	Man	728	43.1%
2	Woman	960	56.9%

Warning: these figures indicate the number of cases found in the data file. They cannot be interpreted as summary statistics of the population of interest.

File : gh_qb_association










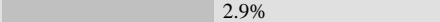








q1a: Year of birth

Information	[Type= discrete] [Format=numeric] [Range= 1932-9999] [Missing=*]
Statistics [NW/ W]	[Valid=1688 /-] [Invalid=0 /-]
Literal question	Q1A. To start with, and to help us to set a time scale, could you tell me in which year you were born (or your age as at last birthday)? Year of birth
Interviewer's instructions	GRID: Locate year of birth in the grid, note 0 in the columns titled "age", and fill in these columns by retracing the age till the current age of the respondent.

Value	Label	Cases	Percentage
1933		1	0.1%
1934		5	0.3%
1935		4	0.2%
1936		6	0.4%
1937		8	0.5%
1938		4	0.2%
1939		11	0.7%
1940		11	0.7%
1941		4	0.2%
1942		5	0.3%
1943		7	0.4%
1944		18	1.1%
1945		15	0.9%
1946		8	0.5%
1947		14	0.8%
1948		15	0.9%
1949		29	1.7%
1950		18	1.1%
1951		20	1.2%
1952		26	1.5%
1953		29	1.7%
1954		32	1.9%
1955		32	1.9%
1956		23	1.4%
1957		34	2.0%
1958		34	2.0%
1959		56	3.3%
1960		37	2.2%
1961		25	1.5%
1962		37	2.2%
1963		39	2.3%
1964		48	2.8%
1965		38	2.3%
1966		35	2.1%
1967		34	2.0%
1968		31	1.8%
1969		71	4.2%

File : gh_qb_association

q1a: Year of birth

Value	Label	Cases	Percentage
1970		63	 3.7%
1971		40	 2.4%
1972		42	 2.5%
1973		48	 2.8%
1974		72	 4.3%
1975		44	 2.6%
1976		51	 3.0%
1977		55	 3.3%
1978		37	 2.2%
1979		89	 5.3%
1980		49	 2.9%
1981		60	 3.6%
1982		57	 3.4%
1983		61	 3.6%
1984		50	 3.0%
1985		4	 0.2%
1986		1	 0.1%
1988		1	 0.1%









Warning: these figures indicate the number of cases found in the data file. They cannot be interpreted as summary statistics of the population of interest.

age_survey: Age at survey

Information	[Type= continuous] [Format=numeric] [Range= 25-77] [Missing=*]
Statistics [NW/ W]	[Valid=1688 /-] [Invalid=0 /-] [Mean=41.89 /-] [StdDev=12.078 /-]
Literal question	Q1A. To start with, and to help us to set a time scale, could you tell me in which year you were born (or your age as at last birthday)? Age
Interviewer's instructions	GRID: Locate year of birth in the grid, note 0 in the columns titled "age", and fill in these columns by retracing the age till the current age of the respondent.

q18: Which is the last school year you attended

Information	[Type= discrete] [Format=numeric] [Range= 0-2147483624] [Missing=*]
Statistics [NW/ W]	[Valid=1670 /-] [Invalid=18 /-]
Literal question	Q18. Let's talk about your studies: Which is the last school year you attended?
Post-question	If q18 in 0, 1, 2, 3, 4, 5, 6, 7, 8, 9 => Go to next page
Interviewer's instructions	- If EGO has no formal education: Encircle the code 00 below - If EGO has some formal education: Encircle the corresponding code

Value	Label	Cases	Percentage
0	None	98	 5.9%
1	Pre-school	1	 0.1%
2	Pre-school	4	 0.2%
3	Pre-school	2	 0.1%
4	Primary/Basic	3	 0.2%
5	Primary/Basic	3	 0.2%
6	Primary/Basic	17	 1.0%
7	Primary/Basic	11	 0.7%

File : gh_qb_association

q18: Which is the last school year you attended

Value	Label	Cases	Percentage
8	Primary/Basic	18	1.1%
9	Primary/Basic	62	3.7%
10	MS/JSS/JHS/Secondary	22	1.3%
11	MS/JSS/JHS/Secondary	37	2.2%
12	MS/JSS/JHS/Secondary	184	11.0%
13	MS/SSS/SHS/Tech/Voc/Secondary	365	21.9%
14	SSS/SHS/Tech/Voc/Secondary	84	5.0%
15	SSS/SHS/Tech/Voc/Secondary/Post secondary	223	13.4%
16	Secondary/Post secondary	110	6.6%
17	Post secondary/Bachelor Degree	182	10.9%
18	Bachelor Degree	11	0.7%
19	Bachelor Degree	24	1.4%
20	Bachelor Degree	130	7.8%
21	Second Degree/PhD	14	0.8%
22	Second Degree/PhD	52	3.1%
23	PhD	13	0.8%
Sysmiss		18	

Warning: these figures indicate the number of cases found in the data file. They cannot be interpreted as summary statistics of the population of interest.

q1701d: Start year of the contribution

Information	[Type= discrete] [Format=numeric] [Range= 1971-9999] [Missing=*]
Statistics [NW/ W]	[Valid=206 /-] [Invalid=1482 /-]
Source	MAFE team
Literal question	1701D - 1701F. 1st/2nd/3rd/4th/5th Contribution Start year of contribution payments

Value	Label	Cases	Percentage
1968		2	1.0%
1969		1	0.5%
1974		1	0.5%
1979		1	0.5%
1980		1	0.5%
1981		3	1.5%
1982		2	1.0%
1984		4	1.9%
1985		3	1.5%
1986		3	1.5%
1987		2	1.0%
1988		2	1.0%
1989		5	2.4%
1990		1	0.5%
1991		3	1.5%
1992		3	1.5%
1993		6	2.9%
1994		4	1.9%

File : gh_qb_association

q1701d: Start year of the contribution

Value	Label	Cases	Percentage
1995		6	2.9%
1996		6	2.9%
1997		18	8.7%
1998		6	2.9%
1999		11	5.3%
2000		15	7.3%
2001		12	5.8%
2002		15	7.3%
2003		12	5.8%
2004		7	3.4%
2005		16	7.8%
2006		6	2.9%
2007		13	6.3%
2008		13	6.3%
2009		3	1.5%
Sysmiss		1482	

Warning: these figures indicate the number of cases found in the data file. They cannot be interpreted as summary statistics of the population of interest.

q1701f: Ending year of the contribution

Information	[Type= discrete] [Format=numeric] [Range= 1980-9999] [Missing=*]
Statistics [NW/ W]	[Valid=30 /-] [Invalid=1658 /-]
Source	MAFE team
Literal question	1701D - 1701F. 1st/2nd/3rd/4th/5th Contribution End year of contribution payments
Interviewer's instructions	Cross out if ongoing

Value	Label	Cases	Percentage
1983		1	3.3%
1985		2	6.7%
1989		1	3.3%
1991		1	3.3%
1992		1	3.3%
1995		1	3.3%
1996		2	6.7%
1997		1	3.3%
2000		3	10.0%
2003		4	13.3%
2004		2	6.7%
2005		6	20.0%
2007		2	6.7%
2008		1	3.3%
2009		2	6.7%
Sysmiss		1658	

Warning: these figures indicate the number of cases found in the data file. They cannot be interpreted as summary statistics of the population of interest.

File : gh_qb_association

flag_age: Less than 25 years and more than 75 years

Information	[Type= discrete] [Format=numeric] [Range= 0-1] [Missing=*]
Statistics [NW/ W]	[Valid=1688 /-] [Invalid=0 /-]
Definition	The migrant is younger than 25 or older than 75 at the time of the survey.
Notes	These individuals have ages very close to the thresholds 25-75.

Value	Label	Cases	Percentage
0	No	1681	99.6%
1	Yes	7	0.4%

Warning: these figures indicate the number of cases found in the data file. They cannot be interpreted as summary statistics of the population of interest.

flag_arrival: First migration in Europe before 18

Information	[Type= discrete] [Format=numeric] [Range= 0-1] [Missing=*]
Statistics [NW/ W]	[Valid=1688 /-] [Invalid=0 /-]
Definition	The migrant (current or returnee) arrived in Europe the 1st time before 18.

Value	Label	Cases	Percentage
0	No	1681	99.6%
1	Yes	7	0.4%

Warning: these figures indicate the number of cases found in the data file. They cannot be interpreted as summary statistics of the population of interest.

weight_eur: Weighting normalized on the 3 european countries

Information	[Type= continuous] [Format=numeric] [Range= 0.123741947114468-2.92577934265137] [Missing=*]
Statistics [NW/ W]	[Valid=440 /-] [Invalid=1248 /-]
Definition	Use when working on the European countries pooled together (for example, the Senegalese population sampled in France, Italy and Spain). It should not be used if the analyses include individuals surveyed in Africa.

weight_all: Weighting normalized on the 4 countries

Information	[Type= continuous] [Format=numeric] [Range= 0.043433666229248-7.21617412567139] [Missing=*]
Statistics [NW/ W]	[Valid=1688 /-] [Invalid=0 /-]
Definition	Use when working on all countries of the MAFE survey (for example, Senegalese population from Senegalese, French, Italian and Spanish samples).

weight_ctry: Weighting normalized by country

Information	[Type= continuous] [Format=numeric] [Range= 0.054081816226244-5.26600313186646] [Missing=*]
Statistics [NW/ W]	[Valid=1688 /-] [Invalid=0 /-]
Definition	Use when working on a single country (for example, the Senegalese population sampled only in Senegal, or in any single European country).